







HOODS / HOTTES



Enjoy cooking without worrying about smoke or smells !  
*Savourez la cuisine sans vous inquiéter de vapeurs ou d'odeurs !*

## Connectivity / Connectivité

For the end user comfort and security CATA offers two types of connectivity between hob and hood:

*CATA met à votre disposition le confort et la sécurité qu'offrent ses deux types de connectivité entre plaque et hotte.*

### AUTO connectivity / Connectivité AUTO



The hob automatically controls the hood adjusting its suction power to the cooking needs of each moment. Available in the ISLA BENNU SLIM, THALASSA and TENTA models.

*La table de cuisson contrôle automatiquement la hotte en réglant sa puissance d'aspiration aux besoins de cuisson de chaque instant. Disponible dans les modèles ISLA BENNU SLIM, THALASSA et TENTA.*

### PRO connectivity / Connectivité PRO




In addition to the automatic control of the hood from the hob, it also allows the manual option to fully control all functions from the hob. Available in GOYA PRO model.

*En plus du contrôle automatique de la hotte à partir de la table de cuisson, il permet également de contrôler manuellement toutes les fonctions à partir de la table de cuisson. Disponible en modèle GOYA PRO.*



## Warm and White Natural Lighting *Éclairage chaud et blanc naturel*



New high-efficiency **two-color** LED STRIPS with the possibility of switching between **warm** light (2700K) or **natural white** (3000K) adjustable in intensity to perfectly adapt to the kitchen environment.

*Nouvelles BANDES LED bicolores à haute efficacité avec possibilité de basculer entre lumière **chaude** (2700K) ou **blanc naturel** (3000K) réglable en intensité pour s'adapter parfaitement à l'environnement de la cuisine.*

## Maximum energy efficiency in the market

with latest generation BRUSHLESS

*Maximale efficacité énergétique sur le marché*

*avec la dernière génération BRUSHLESS*

We have the BT4DC Motor of **842m³/h** with energy efficiency **A+++** and the compact T1DC + motor of 605m³/h and energy efficiency **A+**


*Nous avons le moteur BT4DC de **842 m³/h** avec une efficacité énergétique **A+++** et le moteur compact T1DC + de 605 m³/h et une efficacité énergétique **A+***

**A+++**

## New build-in TENTA / Nouvelle hotte encastrable TENTA

An integrated white glass hood with the control on the front visor to be more functional. It has a wide coverage of the cooking area and total protection of the cabinet and it also includes AUTO connectivity with the hob and two-tone warm / natural lighting.

*Une hotte en verre blanc encastrable avec le contrôle sur le panneau frontal pour être plus fonctionnel. Il a une large couverture de la zone de cuisson et une protection totale du mobilier. Elle comprend également une connectivité AUTO avec la table de cuisson et un éclairage chaud / naturel bicolore.*





## New ceiling hood ISLA BENNU SLIM

### Nouvelle hotte de plafond ISLA BENNU SLIM



A fully flush-mounted hood to fit into the narrowest false ceilings from **17cm**. With **AUTO** connectivity to forget about the remote control and start cooking. It has warm / natural **bi-color lighting** to match the rest of the ceiling lighting.

*Une hotte entièrement encastrée pour s'adapter aux faux plafonds les plus étroits à partir de **17 cm**. Avec connectivité **AUTO** pour oublier la télécommande et commencer la cuisson. Il a un **éclairage bicolore** chaud / naturel pour correspondre au reste de l'éclairage du plafond.*



## New / Nouvelle THALASSA

### A+++

The verticals flagship model is updated with all the best features on the market such as the **842m³/h** BT4DC motor and class **A+++**, the **AUTO** connectivity with the hob, **two-tone warm / natural lighting** and a condensation collection area for filters in addition to what you already had so far. Also available in the new **metallic grey color**.

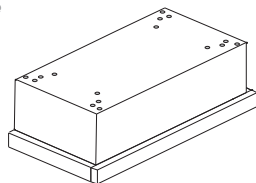
*Le modèle phare des verticales est mis à jour avec toutes les meilleures fonctionnalités du marché telles que le moteur BT4DC de **842 m³/h** et la classe **A+++**, la connectivité **AUTO** avec la table de cuisson, l'**éclairage bicolore** chaud / naturel et une zone de collecte de condensation pour filtres en plus de ce que vous aviez déjà jusqu'à présent. Également disponible dans la nouvelle **couleur gris métallisé**.*

## Compact telescopes with universal installation / Télescopes compacts avec installation universelle

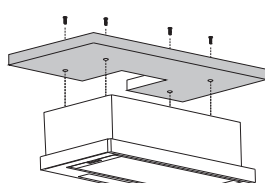
New range of modern compact 14cm high telescopic built-in hoods with high efficiency **LED STRIPS** to choose from the high performance of the **TFH of 605m³/h** to the **TFB 2003 of 390m³/h**. All of them with **multiple universal and replaceable front installation** options to facilitate replacement and fit in any kitchen.

*Nouvelle gamme des hottes encastrées télescopiques compactes et modernes de 14 cm de haut avec des **BANDES LED** à haute efficacité pour choisir entre les hautes performances du **TFH de 605 m³/h** au **TFB 2003 de 390 m³/h**. Tous avec des multiples options d'installation, **panneaux frontales universelles et remplaçables** pour faciliter le remplacement et s'adapter à n'importe quelle cuisine.*

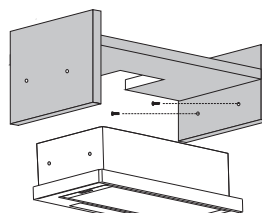
**Multiple installation possibilities in a single hood with Universal fixings for replacement**  
*Nombreuses possibilités d'installation avec fixations universelles pour le remplacement de la hotte*



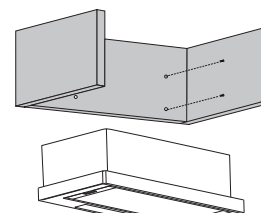
**Top shelf fixing**  
*Fixation de l'étagère supérieure*



**Lateral Fixation**  
*Fixation latérale*



**Rear Fixation**  
*Fixation arrière*



## Recommendations: / Recommandations

Choose a hood that has a flow rate that can renew the kitchen air between 6 and 10 times per hour (between 12 and 15 times in recirculation).

Use the cooking areas closest to the wall and avoid air stream during cooking.

Always connect the hood 5 minutes before starting to cook.

Try to keep the boiling pans covered to improve the performance of the hob and produce less steam.

Once cooking is finished, keep the hood running for a minimum of 5 to 15 minutes depending on the intensity of the smoke and odors generated. It is highly recommended to choose a hood with the automatic disconnect timer function to do it directly.

Keep metal filters in good condition with regular cleaning of them. It is highly recommended to choose a hood with filter cleaning indicator so it is not forgotten.

*Choisissez une hotte dont le débit peut renouveler l'air de la cuisine entre 6 et 10 fois par heure (entre 12 et 15 fois en recirculation).*

*Utilisez les zones de cuisson les plus proches du mur et évitez les courants d'air pendant la cuisson.*

*Branchez toujours la hotte 5 minutes avant de commencer la cuisson.*

*Essayez de garder les casseroles bouillantes couvertes pour améliorer les performances de la table de cuisson et produire moins de vapeur.*

*Une fois la cuisson terminée, laissez la hotte fonctionner au minimum entre 5 et 15 minutes selon l'intensité des fumées et des odeurs générées. Il est fortement recommandé de choisir une hotte avec la fonction de minuterie de déconnexion automatique pour le faire directement.*

*Gardez les filtres métalliques en bon état en les nettoyant régulièrement. Il est fortement recommandé de choisir une hotte avec indicateur de nettoyage du filtre pour ne pas l'oublier.*



## SURFACE INTEGRATION



AS750


p18-19

## DECORATIVE ISLANDS



MAGRABA ISLAND

p22



MOON ISLAND

p22



FARO X ISLAND

p23



FARO ISLAND

p23



BENNU SLIM ISLAND

p24



SIRIN 1000 GWH ISLAND

p25



SIRIN 1000 WH ISLAND

p25



FENIX 1000 X ISLAND

p26



LEGEND ISLAND

p26



SYGMA ISLAND

p27



GAMMA ISLAND


p27



L ISLAND


p28

## CORNER HOODS



ANGOLO BOX

p29



ANGOLO

p29

## cata & Can Roca DECORATIVE HOODS



GOYA PRO BK

p30



GLADIUS XGBK

p31



# VERTICAL DECORATIVE



GOYA BK

p32



GOYA WH

p32



GRECO BK

p33



GRECO WH

p33



GRECO GR

p33



THALASSA BK

p34-35



THALASSA WH

p34-35



THALASSA GR

p34-35



THALASSA 1200

p36



CERES

p36



AVLAKI BK

p37



AVLAKI WH

p37



VALTO BK

p38



VALTO WH

p38



LEGEND

p39



LEGEND X

p39

## BOX



SYGMA 1200

p40



SYGMA X

p40



SYGMA BK

p41



MIDAS

p41

## CURVED GLASS



S PLUS

p42



S

p42



GAMMA

p43



GC6 PLUS

p43



## DECORATIVE HOODS

### CURVED GLASS



G GLASS TA

p44



C GLASS

p44



BETA 1200

p45



BETA

p45



OMEGA

p46



OMEGA WH

p46



OMEGA BK

p47



V

p47



NEW V

p48



p48

### BOX



Q

p49



CHORUS

p49

### TRAPEZOIDAL CURVED



NEBLIA X

p50



NEBLIA BK

p50



NEBLIA WH

p51




NEBLIA IVORY

p51

## BUILT-IN HOODS

### INSERTS



TENTA

p52-53



CORONA

p54



ARMONIA

p55



GC DUAL A WH

p57



GC DUAL A BK

p57



GP

p58



GL

p59



GT PLUS

p59





G50 LUX

p60



G45

p60

**TELESCOPIC**

TFH 7600 GWH

p61



TFH 7600 X

p61



TFH 6630

p62



TF 2003 GWH/GBK

p62



TF 2003 DURALUM

p64



TF 2003 X

p64



TFB 2003

p65



TF 3600

p66



TF\_2motors

p66



TF 5060\_1motor

p67



TFB 5060

p67



TF

p68

**CONVENCIONALES**

S BOX

p68



F-X/WH/BK

p69



F-X/WH

p69



F 2290

p70



P\_1motor

p70



P WH\_1motor/2motors

p71



P x\_1motor/2motors

p71



## SURFACE INTEGRATION

The **AS 750** is a compact, integrated vacuum firing solution that adds the advantages of a flexible induction plate with a surface extractor and with a high efficiency brushless motor.

**Island installation:** it creates a clear space without visual obstacles giving more breadth to the kitchen.

**Wall-mounted installation:** it offers the possibility of cooking in front of a window or of having additional upper cabinets to take advantage of the space that would occupy a traditional hood.

L'**AS 750** est une solution de cuisson compacte avec aspiration intégrée qui combine les avantages d'une plaque à induction flexible et d'un extracteur de surface sans brosse très efficace.


**Installation en îlot :** elle crée un espace ouvert sans obstacles visuels donnant plus d'espace à la cuisine.

**Installation murale :** elle offre la possibilité de cuisiner devant une fenêtre ou d'avoir des armoires supérieures supplémentaires pour profiter de l'espace qu'occuperait une hotte traditionnelle.

**FLEX ZONES:** MODULAR ZONES EXPANDING THE COOKING AREA PERMITTED TO COOK WITH RECTANGULAR OR OVALATED CONTAINERS.

**ZONES FLEX :** ZONES MODULAIRES QUI ÉTENDENT LA ZONE DE CUISSON EN VOUS PERMETTANT DE CUISINER AVEC DES RÉCIPIENTS RECTANGULAIRES OU OVALES.

ELIMINATION OF SMOKES AND SMELLS IN THE POINT OF ORIGIN.  
L'ÉLIMINATION DE LA FUMÉE ET DES ODEURS AU POINT D'ORIGINE.



EASY DISHWASHER CLEANING OF FILTERS, GRILL AND CLEAN-LIQUIDS TRAY.

NETTOYAGE FACILE DES FILTRES, DU GRIL ET DU BAC DE RÉCUPÉRATION DES LIQUIDES DANS LE LAVE-VAISSELLE.



CENTRALIZED CONTROLS OF THE HOB AND THE EXTRACTOR IN A SAME POINT FOR EASY USE.


COMMANDES CENTRALISÉES DE LA PLAQUE ET DE L'EXTRACTEUR AU MÊME ENDROIT POUR UNE UTILISATION FACILE.

NEW **02800939 SETUP AS-750 RECIRCULANT KIT** FOR EASY INSTALLATION IN RECYCLING IN THE SKIRTING BOARD OF THE FURNITURE WITH ACTIVATED CARBON FILTERS ALLOWING TO WASH AND REUSE THEM INCLUDED.

NOUVEAU **KIT DE RECIRCULATION 02800939 KIT AS-750** POUR UNE INSTALLATION FACILE EN RECIRCULATION DANS LA BASE DE L'ARMOIRE AVEC FILTRES À CHARBON ACTIF LAVABLES ET RÉUTILISABLES INCLUS.







BRUSHLESS motor

Inducción Free Zone

## AS 750



AS 750 2 flex induction

Cod. **08000400** EAN **8422248078283**

- ❑ Touch Control Panel with timer and cleaning filters indicator
- ❑ 5 extraction levels, 4 + 1 TURBO
- ❑ Extraction power (according to UNE/EN 61591): **650m³/h** - 140m³/h
- ❑ Maximum air flow (free outlet): **950m³/h**
- ❑ Airflow speed: 10 m/s
- ❑ Sound power (Reg.(EU) n°65/2014): **40dB(A)**, maximum: 64dB(A)
- ❑ BRUSHLESS motor. Ultra silent. Maximum energy consumption 130W
- ❑ Easy-to-install system
- ❑ Dishwasher-washable filters
- ❑ Max. Pressure: 470 Pa
- ❑ 150 mm outlet diameter
- ❑ Energy Class: A

### ► Accessories (not included)

Recirculating kit Socket AS750 / Kit de recirculation Socket AS750 .....Cod. 02800939 / EAN 8422248080330 .....

Filter replacement kit washable active carbon / Kit de remplacement de filtre charbon actif lavable .....

.....Cod. 02800937 / EAN 8422248078900 .....

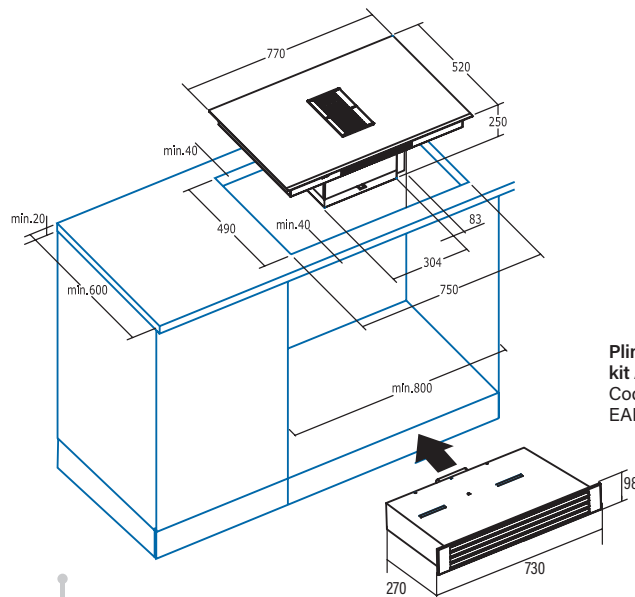
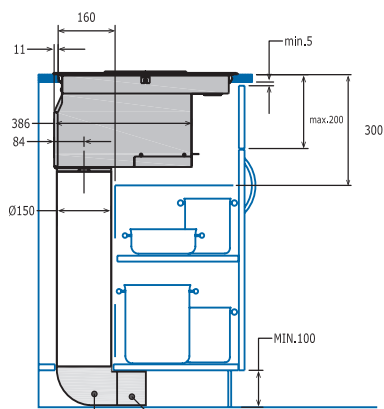
### ❑ 4 cooking areas:

Front Right: 1 area **with BOOSTER function** of 21.5cm x 19cm of 1.6 kW (max. 1.85kW)Rear Right: 1 area **with BOOSTER function** of 21.5cm x 19cm of 2.1 kW (max. 3kW)Front Left: 1 area **with BOOSTER function** of 21.5cm x 19cm of 1.6 kW (max. 1.85kW)Rear Left: 1 area **with BOOSTER function** of 21.5cm x 19cm of 2.1 kW (max. 3kW)**2 modular double areas measuring 21.5 x 38 cm of 3.7kW**

- ❑ Slider Touch Control with acoustic warning
- ❑ 9 adjustable power levels + BOOSTER
- ❑ Timer function for each area
- ❑ Countdown alarm
- ❑ Automatic pan detection
- ❑ Safety lock
- ❑ Residual heat indicator
- ❑ Automatic safety switch-off
- ❑ Frontal bevel
- ❑ 77 cm wide
- ❑ Total power (induction + extraction) **753kW**

### ► Accessories (not included)

Cast Iron Grill.....Cod. 03017400 / EAN 8422248082563 .....



**Plinth recirculating kit AS750**  
Cod. 02800939  
EAN 8422248080330









# ISLANDS HOODS HOTTES ÎLOTS



## DECORATIVE ISLANDS



### MAGRABA ISLAND



MAGRABA ISLAND  
Cod. **02119207** EAN **8422248069342**



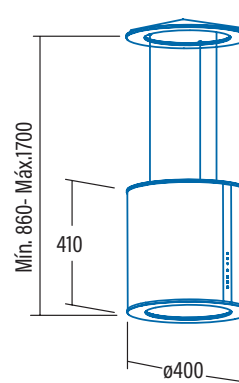
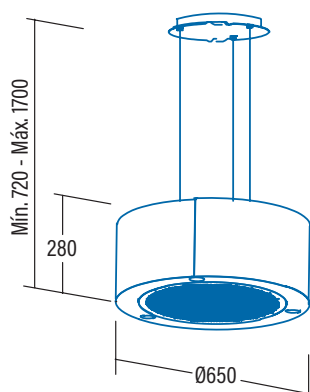
### MOON ISLAND



MOON ISLAND  
Cod. **02119203** EAN **8422248062084**

- ❑ **Electronic control** panel with automatic shut-down timer
- ❑ 3 extraction levels
- ❑ Extraction power (according to UNE/EN 61591): 645m³/h - 300m³/h
- ❑ Maximum air flow: **1115m³/h**
- ❑ **Sound power (Reg.(EU) n°65/2014): 48dB(A)**, maximum: 63dB(A)
- ❑ BT2 motor. Extra silent. Maximum energy consumption **200W**
- ❑ **High efficiency LED lighting**
- ❑ Easy-to-install system
- ❑ **Recirculation operation**
- ❑ **Dishwasher-washable active charcoal filters**
- ❑ Finished Stainless steel and white
- ❑ Max. Pressure: 400 Pa
- ❑ Energy class: C

- ❑ **Touch control panel** with automatic shut-down timer and cleaning filters indicator
- ❑ 3 extraction levels
- ❑ Extraction power (according to UNE/EN 61591): **645m³/h** - 300m³/h
- ❑ Maximum air flow: **1115m³/h**
- ❑ **Sound power (Reg.(EU) n°65/2014): 48dB(A)**, maximum: 63dB(A)
- ❑ BT2 motor. Extra silent. Maximum energy consumption **200W**
- ❑ **High efficiency LED lighting, adjustable intensity**
- ❑ **Easy-to-install system**
- ❑ **Recirculation operation**
- ❑ Dishwasher-washable active charcoal filters
- ❑ Finished Stainless steel and white glass
- ❑ Max. Pressure 400 Pa
- ❑ Energy Class: C







## FARO X ISLAND

High Efficiency Motor



SYGMA X 9000

Cod. **02119101** EAN **8422248074230**



## FARO ISLAND



FARO ISLAND

Cod. **02119308** EAN **8422248062107**

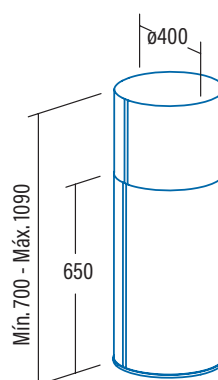
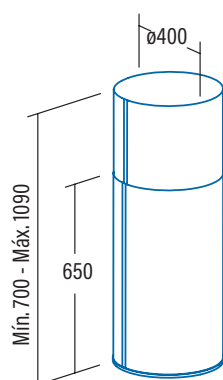
- ❑ **Electronic control panel** with automatic shut-down timer
- ❑ 3 extraction levels, 2 + 1 **TURBO**
- ❑ Extraction power (according to UNE/EN 61591): **800m³/h** - 340m³/h
- ❑ Maximum air flow: **1200m³/h**
- ❑ **Sound power (Reg.(EU) n°65/2014): 50dB(A)**, maximum: 65dB(A)
- ❑ BT3 motor. Extra silent. Maximum energy consumption **280W**
- ❑ **High efficiency LED lighting**
- ❑ **Easy-to-install system**
- ❑ Dishwasher-washable filters
- ❑ Finished Stainless steel
- ❑ Max. Pressure: 470 Pa
- ❑ 150/125 mm outlet diameter
- ❑ **Energy class: A**

► **Accessories (not included)**

Filter DUAL Compact .....Cod. 02811003 / EAN 8422248054317 .....

Check valve .....Cod. 02832004 / EAN 8422248480499 .....

- ❑ **Electronic control panel** with automatic shut-down timer
- ❑ 3 extraction levels, 2 + 1 **TURBO**
- ❑ Extraction power (according to UNE/EN 61591): **790m³/h** - 300m³/h
- ❑ Maximum air flow: **1200m³/h**
- ❑ **Sound power (Reg.(EU) n°65/2014): 50dB(A)**, maximum: 63dB(A)
- ❑ BT2 motor. Extra silent. Maximum energy consumption **240W**
- ❑ **High efficiency LED lighting**
- ❑ **Easy-to-install system**
- ❑ Dishwasher-washable filters
- ❑ Finished Stainless steel and glass
- ❑ Max. Pressure: 405 Pa
- ❑ 150/125 mm outlet diameter
- ❑ **Energy class: C**





## DECORATIVE ISLANDS



### BENNU SLIM ISLAND



BENNU SLIM 1200 ISLAND

Cod. **02111307** EAN **8422248094337**

BENNU SLIM 900 ISLAND

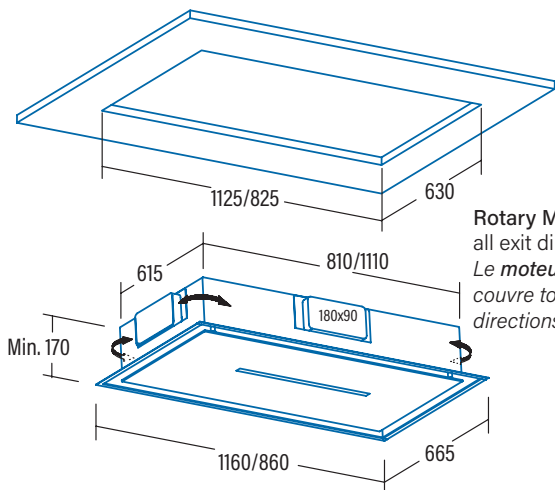
Cod. **02111306** EAN **8422248094313**

- ❑ **Touch control** panel with automatic shut-down timer and cleaning filters indicator + **remote control**
- ❑ **AUTO connectivity** with automatic control from the CATA hob
- ❑ 4 extraction levels, 3 + 1 **TURBO**
- ❑ Extraction power (according to UNE/EN 61591): **620m³/h** - 300m³/h
- ❑ Maximum air flow (free outlet): **950m³/h**
- ❑ **Sound power (Reg.(EU) n°65/2014): 50dB(A)**, maximum: 65dB(A)
- ❑ S6 motor. Extra silent. Maximum energy consumption 105W
- ❑ **High-efficiency lighting** by intensity-adjustable two-tone warm / natural LED STRIP
- ❑ Easy-to-install system
- ❑ Dishwasher-washable filters
- ❑ Inox finishing
- ❑ Max. Pressure: 470 Pa
- ❑ 150 mm outlet diameter
- ❑ **Minimum installation height 17 cm**
- ❑ Ceiling installation

#### ► Accessories (not included)

Active Charcoal Filter.....Cod. 02859398 / EAN 8422248075497 .....

Adaptator+Check Valve 150mm .....Cod. 02832006 / EAN 8422248079167 .....



**Rotary Motor Covers**  
all exit directions  
*Le moteur rotatif*  
couvre toutes les  
directions de sortie



MINIMUM INSTALLATION  
HEIGHT **17 CM**  
HAUTEUR MINIMUM  
D'INSTALLATION **17 CM**

SIMPLE INSTALLATION  
WITH THE INTEGRATED  
MOTOR AND  
DISCHARGE ON ALL 4  
SIDES  
SIMPLE INSTALLATION  
WITH THE INTEGRATED  
MOTOR AND  
DISCHARGE ON ALL 4  
SIDES

ADJUSTABLE TWO-TONE  
WARM / NATURAL LED  
STRIP  
BANDE LED BICOLORE  
CHAUDE / NATURELLE À  
INTENSITÉ RÉGLABLE



**CONTROLE REMOTO**  
OPCIÓN DE TEMPORIZA-  
DOR PARA UNA PERFECTA  
EXTRACCIÓN DEL HUMO.

AUTO CONNECTIVITY WITH  
AUTOMATIC CONTROL  
FROM THE CATA HOB  
CONNECTIVITÉ AUTO AVEC  
CONTRÔLE AUTOMATIQUE  
À PARTIR DE LA TABLE DE  
CUISSE CATA



NEW



## SIRIN GWH ISLAND

850 m³/h  
High Efficiency MotorSIRIN 1000 GWH ISLAND  
Cod. **02111002** EAN **8422248097437**

## SIRIN WH ISLAND

850 m³/h  
High Efficiency MotorSIRIN 1000 WH ISLAND  
Cod. **02111001** EAN **8422248077750**

- ❑ **Touch control** panel with automatic shut-down timer and cleaning filters indicator + **remote control**
- ❑ 4 extraction levels, 3 + 1 **TURBO**
- ❑ Extraction power (according to UNE/EN 61591): **850m³/h** - 340m³/h
- ❑ Maximum air flow (free outlet): **1200m³/h**
- ❑ **Sound power (Reg.(EU) n°65/2014): 50dB(A)**, maximum: 65dB(A)
- ❑ BT3 motor. Extra silent. Maximum energy consumption 280W
- ❑ **High efficiency LED lighting, adjustable intensity**
- ❑ Easy-to-install system
- ❑ Dishwasher-washable filters
- ❑ White Glass finishing
- ❑ Max. Pressure: 470 Pa
- ❑ 150 mm outlet diameter
- ❑ Ceiling installation

## ► Accessories (not included)

Active Charcoal Filter.....Cod. 02859398 / EAN 8422248075497 .....

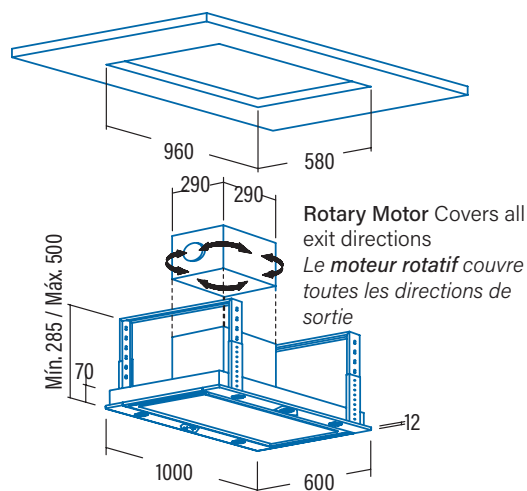
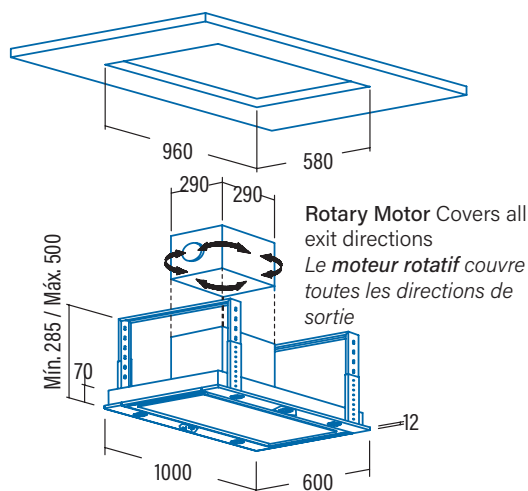
Adaptor+Check Valve 150mm .....Cod. 02832006 / EAN 8422248079167 .....

- ❑ **Touch control** panel with automatic shut-down timer and cleaning filters indicator + **remote control**
- ❑ 4 extraction levels, 3 + 1 **TURBO**
- ❑ Extraction power (according to UNE/EN 61591): **850m³/h** - 340m³/h
- ❑ Maximum air flow (free outlet): **1200m³/h**
- ❑ **Sound power (Reg.(EU) n°65/2014): 50dB(A)**, maximum: 65dB(A)
- ❑ BT3 motor. Extra silent. Maximum energy consumption 280W
- ❑ **High efficiency LED lighting, adjustable intensity**
- ❑ Easy-to-install system
- ❑ Dishwasher-washable filters
- ❑ White finishing
- ❑ Max. Pressure: 470 Pa
- ❑ 150 mm outlet diameter
- ❑ Ceiling installation

## ► Accessories (not included)

Active Charcoal Filter.....Cod. 02859398 / EAN 8422248075497 .....

Adaptor+Check Valve 150mm .....Cod. 02832006 / EAN 8422248079167 .....







## FENIX 1000 X ISLAND

850 m³/h  
High Efficiency Motor



ISLA FENIX 1000 X  
Cod. **02111305** EAN **8422248077798**



## LEGEND ISLAND

A+ POWER+ SILENT  
BRUSHLESS motor



LEGEND ISLAND  
Cod. **02097202** EAN **8422248061681**

- ❑ **Touch control** panel with automatic shut-down timer and cleaning filters indicator + **remote control**
- ❑ 4 extraction levels, 3 + 1 **TURBO**
- ❑ Extraction power (according to UNE/EN 61591): **850m³/h** - 340m³/h
- ❑ Maximum air flow (free outlet): **1200m³/h**
- ❑ **Sound power (Reg.(EU) n°65/2014): 50dB(A)**, maximum: 65dB(A)
- ❑ BT3 motor. Extra silent. Maximum energy consumption 280W
- ❑ **High efficiency LED lighting, adjustable intensity**
- ❑ Easy-to-install system
- ❑ Dishwasher-washable filters
- ❑ Stainless Steel finishing
- ❑ Max. Pressure: 470 Pa
- ❑ 150 mm outlet diameter
- ❑ Ceiling installation

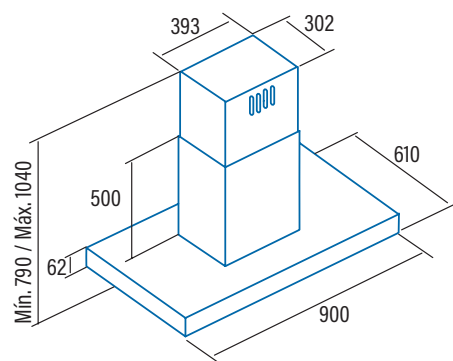
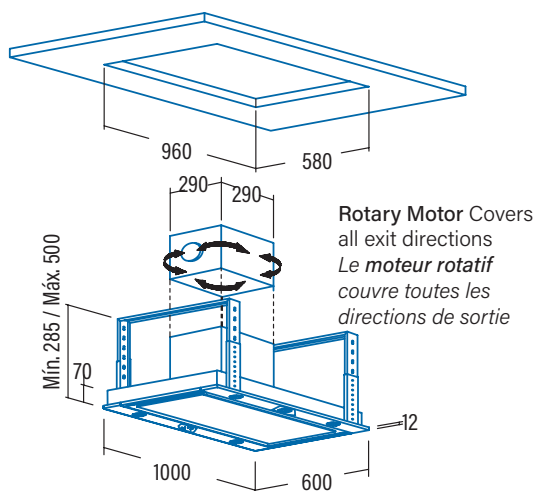
### ► Accessories (not included)

Active Charcoal Filter.....Cod. 02859398 / EAN 8422248075497  
Adaptator+Check Valve 150mm.....Cod. 02832006 / EAN 8422248079167

- ❑ **Touch Control Panel** with timer and cleaning filters indicator
- ❑ 5 extraction levels, 4 + 1 **TURBO**
- ❑ Extraction power (according to UNE/EN 61591): **820m³/h** - 200m³/h
- ❑ Maximum air flow (free outlet): **1200m³/h**
- ❑ **1st speed silent mode**
- ❑ **Sound power (Reg.(EU) n°65/2014): 40dB(A)**, maximum: 64dB(A)
- ❑ **BRUSHLESS** motor. Ultra silent. Maximum energy consumption **130W**
- ❑ **High efficiency Led lighting, adjustable intensity**
- ❑ Easy-to-install system
- ❑ Dishwasher-washable filters
- ❑ Finished Stainless steel and **mirror glass**
- ❑ Max. Pressure: 470 Pa
- ❑ 150/125 mm outlet diameter
- ❑ **Energy Class: A+**

### ► Accessories (not included)

Active Charcoal Filter.....Cod. 02859398 / EAN 8422248075497  
Check Valve.....Cod. 02832004 / EAN 8422248480499







## SYGMA ISLAND

850 m<sup>3</sup>/h  
High Efficiency Motor



SYGMA ISLAND

Cod. **02197313** EAN **8422248062121**



## GAMMA ISLAND



GAMMA ISLAND

Cod. **02025205** EAN **8422248077736**

- ❑ **Electronic control Panel** with automatic shut down timer
- ❑ 3 extraction levels, 2 + 1 **TURBO**
- ❑ Extraction power (according to UNE/EN 61591): **850m<sup>3</sup>/h** - 340m<sup>3</sup>/h
- ❑ Maximum air flow (free outlet): **1200m<sup>3</sup>/h**
- ❑ **Sound power (Reg.(EU) n°65/2014): 50dB(A)**, maximum: 65dB(A)
- ❑ BT3 motor. Extra silent. Maximum energy consumption **280W**
- ❑ **High efficiency LED lighting**
- ❑ Easy-to-install system
- ❑ Dishwasher-washable filters
- ❑ Finished in Stainless steel
- ❑ Max. Pressure: 470 Pa
- ❑ 150/125 mm outlet diameter
- ❑ **Energy Class: A**

► **Accessories (not included)**

Active charcoal filter .....Cod. 02859398 / EAN 8422248075497.....

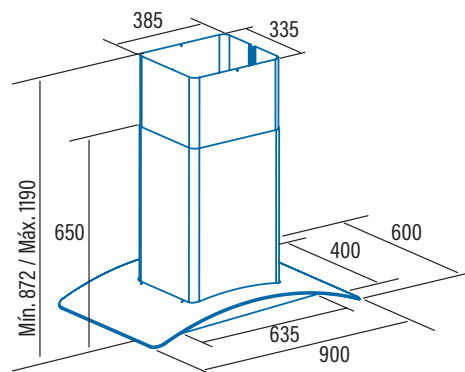
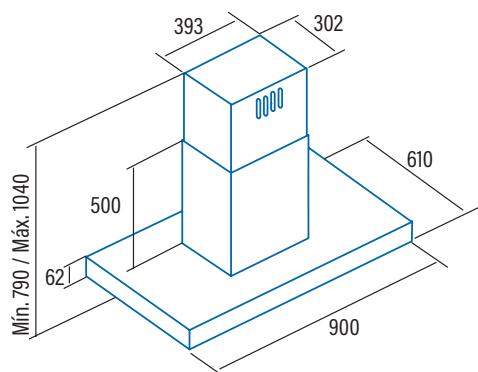
Check valve .....Cod. 02832004 / EAN 8422248480499.....

- ❑ **Electronic control Panel** with automatic shut down timer
- ❑ 3 extraction levels, 2 + 1 **TURBO**
- ❑ Extraction power (according to UNE/EN 61591): **850m<sup>3</sup>/h** - 340m<sup>3</sup>/h
- ❑ Maximum air flow (free outlet): **1200m<sup>3</sup>/h**
- ❑ **Sound power (Reg.(EU) n°65/2014): 50dB(A)**, maximum: 65dB(A)
- ❑ BT3 motor. Extra silent. Maximum energy consumption **280W**
- ❑ **High efficiency LED lighting**
- ❑ Easy-to-install system
- ❑ Dishwasher-washable filters
- ❑ Finished in Stainless steel
- ❑ Max. Pressure: 470 Pa
- ❑ 150/125 mm outlet diameter
- ❑ **Energy Class: A**

► **Accessories (not included)**

Active charcoal filter .....Cod. 02859398 / EAN 8422248075497.....

Check valve .....Cod. 02832004 / EAN 8422248480499.....







## L ISLAND



L ISLAND

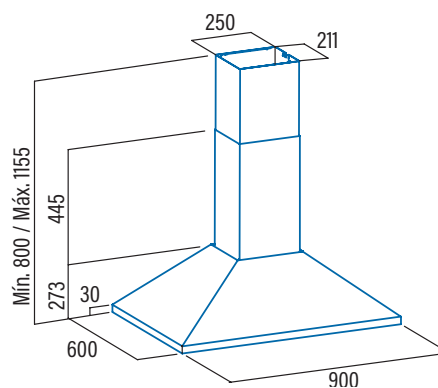
Cod. **02190301** EAN **8422248005418**

- ❑ **Mechanical Control Panel**
- ❑ 3 extraction levels
- ❑ Extraction power (according to UNE/EN 61591): **645m³/h** - 385m³/h
- ❑ Maximum air flow (free outlet): **1115m³/h**
- ❑ **Sound power (Reg.(EU) n°65/2014): 57dB(A)**, maximum: 71dB(A)
- ❑ M3R motor. Extra silent. Maximum energy consumption **270W**
- ❑ **High efficiency LED lighting**
- ❑ Easy-to-install system
- ❑ Dishwasher-washable filters
- ❑ Finished Stainless steel
- ❑ Max. Pressure 430 Pa
- ❑ 150/125 mm outlet diameter
- ❑ Energy Class: C

► **Accessories (not included)**

Active Charcoal Filter.....Cod. 02859391 / EAN 8422248001595 .....

Check valve .....Cod. 02832001 / EAN 8422248044677 .....







## ANGOLO BOX

High Efficiency Motor



ANGOLO BOX

Cod. **02195309** EAN **8422248077774**



## ANGOLO

850 m<sup>3</sup>/h  
High Efficiency Motor



ANGOLO

Cod. **02195310** EAN **8422248077781**

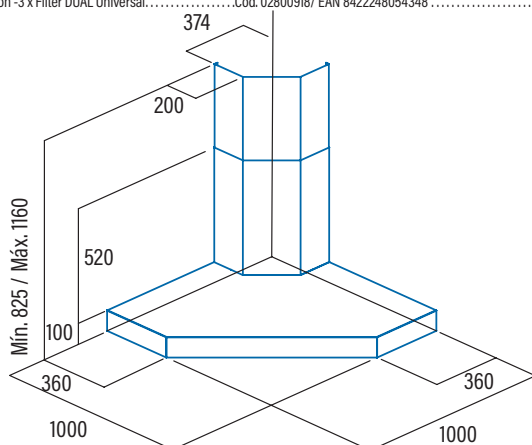
- ❑ **Electronic control Panel** with automatic shut down timer
- ❑ 3 extraction levels, 2 + **1 TURBO**
- ❑ Extraction power (according to UNE/EN 61591): **800m<sup>3</sup>/h** - 340m<sup>3</sup>/h
- ❑ Maximum air flow (free outlet): **1200m<sup>3</sup>/h**
- ❑ **Sound power (Reg.(EU) n°65/2014): 50dB(A)**, maximum: 65dB(A)
- ❑ BT3 motor. Extra silent. Maximum energy consumption **280W**
- ❑ **High efficiency strip LED lighting**
- ❑ Easy-to-install system
- ❑ Dishwasher-washable filters
- ❑ Finished in Stainless steel
- ❑ Max. Pressure: 470 Pa
- ❑ 150/125 mm outlet diameter
- ❑ **Energy Class: A**

### ► Accessories (not included)

Check valve .....Cod. 02832004 / EAN 8422248480499 .....

Top tub .....Cod. 02853300 / EAN 8422248031035 .....

Recirculation -3 x Filter DUAL Universal.....Cod. 02800918/ EAN 8422248054348 .....

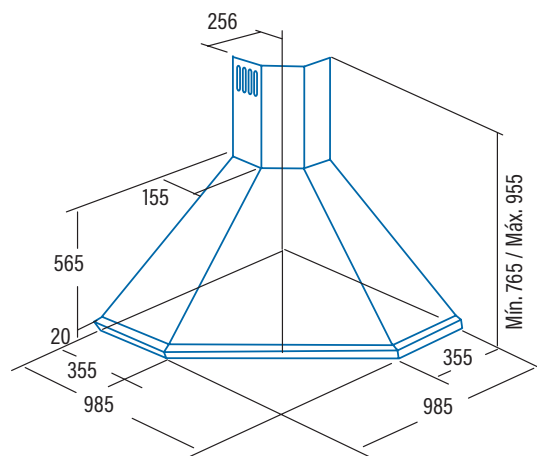


- ❑ **Electronic control Panel** with automatic shut down timer
- ❑ 3 extraction levels, 2 + **1 TURBO**
- ❑ Extraction power (according to UNE/EN 61591): **850m<sup>3</sup>/h** - 340m<sup>3</sup>/h
- ❑ Maximum air flow (free outlet): **1200m<sup>3</sup>/h**
- ❑ **Sound power (Reg.(EU) n°65/2014): 50dB(A)**, maximum: 65dB(A)
- ❑ BT3 motor. Extra silent. Maximum energy consumption **280W**
- ❑ **High efficiency strip LED lighting**
- ❑ Easy-to-install system
- ❑ Dishwasher-washable filters
- ❑ Finished in Stainless steel
- ❑ Max. Pressure: 470 Pa
- ❑ 150/125 mm outlet diameter
- ❑ **Energy Class: A**

### ► Accessories (not included)

Active charcoal filter .....Cod. 02859398 / EAN 8422248075497 .....

Check valve .....Cod. 02832004 / EAN 8422248480499 .....







motor **BRUSHLESS**  
 the highest efficiency of the market



## GOYA PRO BK



GOYA PRO 90 BK

Cod. **02184401** EAN **8422248080613**

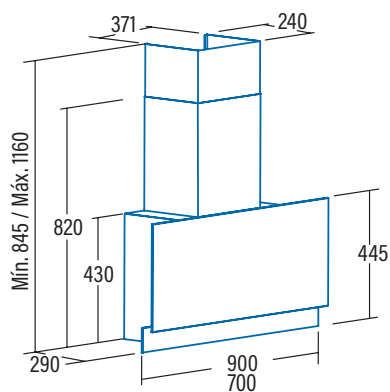
GOYA PRO 70 BK

Cod. **02133402** EAN **8422248082204**

- ❑ Multifunction **TFT Touch screen** with automatic shut-down timer and cleaning filters indicator
- ❑ 6 extraction levels, **Silent + 4 + TURBO**
- ❑ PRO connectivity with automatic control from the CATA PRO hob
- ❑ Extraction power (according to UNE/EN 61591): **842m³/h** - 283m³/h
- ❑ Maximum air flow (free outlet): **910m³/h**
- ❑ **Sound power (Reg.(EU) n°65/2014): 48dB(A)**, maximum: 64dB(A)
- ❑ **BRUSHLESS** motor. Ultra silent. Maximum energy consumption **135W**
- ❑ **High efficiency strip Led lighting, adjustable intensity**
- ❑ Easy-to-install system
- ❑ **Non-condensation filter XL**
- ❑ Dishwasher washable Filters
- ❑ Air renovation function
- ❑ Finished in black glass
- ❑ Max. Pressure: 365 Pa
- ❑ Front panel with **opening for intensive use**
- ❑ 150/125 mm outlet diameter
- ❑ **Energy Class: A+++**

### ► Accessories (not included)

Active charcoal filter .....	Cod. 02859399 / EAN 8422248086943 .....
Check valve .....	Cod. 02832008 / EAN 8422248086837 .....
Top tube BK .....	Cod. 02861403 / EAN 8422248078818 .....
Top tube Inox .....	Cod. 02861303 / EAN 8422248097758 .....



Possibility to open and close the front panel for a more moderated or intensive kitchen.


Possibilité d'ouvrir et de fermer le panneau frontal pour une cuisine modérée ou plus intensive.

Multifunction touch TFT panel for intuitive and fast use.

Ecran tactile multifonctionnel pour une utilisation intuitive et rapide.

Anticondensation XL filter  
 Filtre anti-buée XL

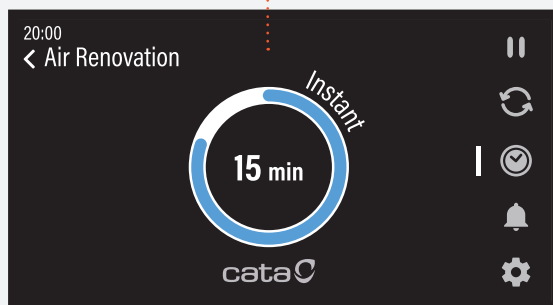
LED Strip with dimmer  
 Bande led avec gradateur



Connectivity with **PRO family** hobs with automatic function  
 connectivité avec les plaques de la **famille PRO** avec fonction automatique

Instant and cyclic air renewal functions

Funciones de renovación del aire instantánea y cíclica







## GLADIUS XGBK



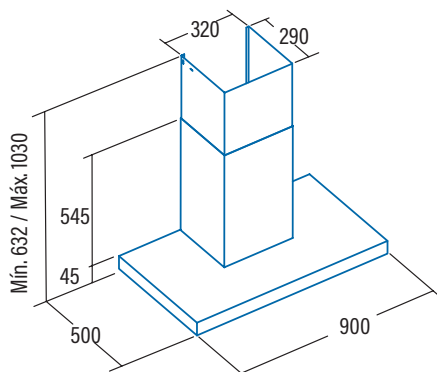
GLADIUS 900 XGBK

Cod. **02181302** EAN **8422248082266**

- ❑ **Touch Control Panel** with automatic shut-down timer and cleaning filters indicator
- ❑ 5 extraction levels, 4 + **1 TURBO**
- ❑ **1st speed silent mode**
- ❑ Extraction power (according to UNE/EN 61591): maximum: **750m³/h** - minimum: 200m³/h
- ❑ Maximum air flow (free outlet): **1200m³/h**
- ❑ **Sound power (Reg.(EU) n°65/2014): 40dB(A)**, maximum: 64dB(A)
- ❑ BRUSHLESS motor. Ultra silent. Maximum energy consumption **130W**
- ❑ **High efficiency Led lighting, adjustable intensity**
- ❑ Easy-to-install system
- ❑ MAX panelled stainless steel filters dishwasher washable
- ❑ Finished in black glass and stainless steel
- ❑ Max. Pressure: 470 Pa
- ❑ **Inner panel for easy cleaning**
- ❑ 150/125 mm outlet diameter
- ❑ **Energy Class: A+**

► **Accessories (not included)**

Active charcoal filter .....Cod. 02859398 / EAN 8422248075497.....  
 Check valve .....Cod. 02832004 / EAN 8422248480499.....  
 Top tube .....Cod. 02861300 / EAN 8422248016742.....







## GOYA BK



GOYA 90 BK

Cod. **02184400** EAN **8422248077934**

GOYA 70 BK

Cod. **02133400** EAN **8422248077910**

GOYA 90 WH

Cod. **02184000** EAN **8422248077927**

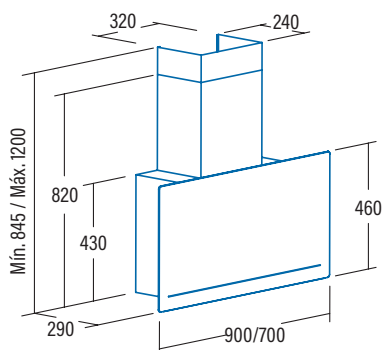
GOYA 70 WH

Cod. **02133000** EAN **8422248077903**

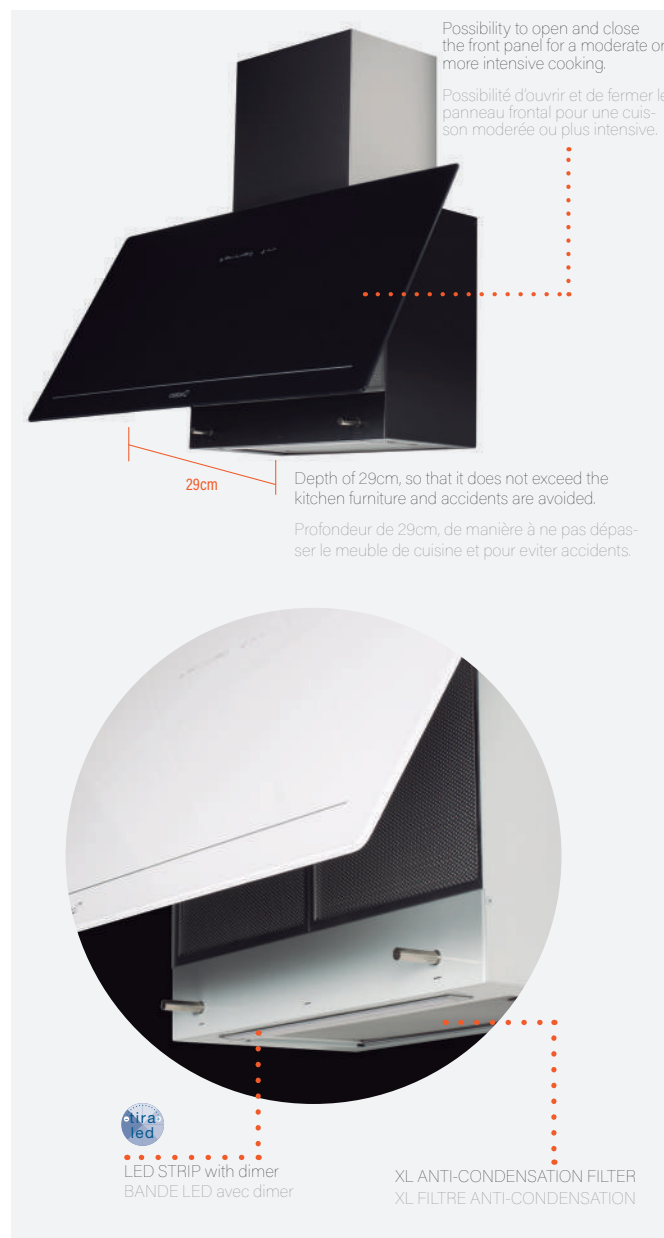
- ☐ **Touch Control Panel** with automatic shut-down timer and cleaning filters indicator
- ☐ 5 extraction levels, 4 + **1 TURBO**
- ☐ **1<sup>st</sup> speed silent mode**
- ☐ Extraction power (according to UNE/EN 61591): **820m³/h - 200m³/h**
- ☐ Maximum air flow (free outlet): **1200m³/h**
- ☐ **Sound power (Reg.(EU) n°65/2014): 40dB(A)**, maximum: 64dB(A)
- ☐ **BRUSHLESS** motor. Ultra silent. Maximum energy consumption **130W**
- ☐ **High efficiency Strip Led lighting, adjustable intensity**
- ☐ Easy-to-install system
- ☐ **Non-condensation filter XL**
- ☐ Dishwasher-washable filters
- ☐ Black/white glass finishing
- ☐ Max. Pressure: 470 Pa
- ☐ Front panel with **opening for intensive use**
- ☐ 150/125 mm outlet diameter
- ☐ **Energy Class: A+**

► **Accessories (not included)**

Active charcoal filter .....	Cod. 02859398 / EAN 8422248075497
Check valve .....	Cod. 02832004 / EAN 8422248480499
Top tub BK .....	Cod. 02861405 / EAN 8422248078931
Top tub WH .....	Cod. 02861005 / EAN 8422248078917



## GOYA WH







## GRECO BK

## GRECO WH

## GRECO GR

850 m³/h  
High Efficiency Motor

GRECO 90 BK  
Cod. **02184405** EAN **8422248084093**

GRECO 70 BK  
Cod. **02133406** EAN **8422248084116**

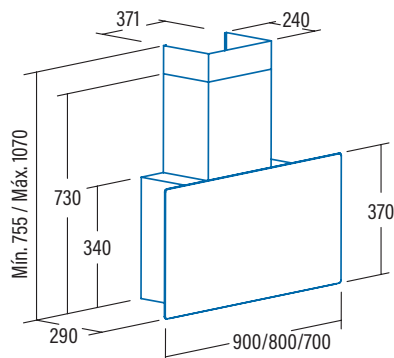
GRECO 90 WH  
Cod. **02184005** EAN **8422248084109**

GRECO 70 WH  
Cod. **02133006** EAN **8422248084123**

- ❑ **Touch Control Panel** with automatic shut-down timer and cleaning filters indicator
- ❑ 4 extraction levels, 3 + 1 **TURBO**
- ❑ Extraction power (according to UNE/EN 61591): **850m³/h** - 340m³/h
- ❑ Maximum air flow (free outlet): **1200m³/h**
- ❑ **Sound power (Reg.(EU) n°65/2014): 50dB(A)**, maximum: 65dB(A)
- ❑ BT3 motor. Ultra silent. Maximum energy consumption **280W**
- ❑ **High efficiency Led lighting**, adjustable intensity
- ❑ Easy-to-install system
- ❑ **Non-condensation filter XL**
- ❑ Dishwasher-washable filters
- ❑ Black/white glass finishing
- ❑ Max. Pressure: 470 Pa
- ❑ Front panel with **opening for intensive use**
- ❑ 150/125 mm outlet diameter
- ❑ **Energy Class: A**

► **Accessories (not included)**


Active charcoal filter .....	Cod. 02859398 / EAN 8422248075497 .....
Check valve .....	Cod. 02832004 / EAN 8422248480499 .....
Top tub BK .....	Cod. 02861403 / EAN 8422248078818 .....
Top tub WH .....	Cod. 02861003 / EAN 8422248097765 .....
Top tub INOX .....	Cod. 02861303 / EAN 8422248097758 .....



GRECO 80 BK  
Cod. **02145402** EAN **8422248097451**

GRECO 80 GR  
Cod. **02145202** EAN **8422248097468**

GRECO 80 WH  
Cod. **02145002** EAN **8422248097444**



Possibility to open and close the front panel for a moderate or more intensive cooking.

Possibilité d'ouvrir et de fermer le panneau frontal pour une cuisson modérée ou plus intensive.





## THALASSA BK

## THALASSA WH

## THALASSA GR



THALASSA 900XGBK  
Cod. **02159404** EAN **8422248093750**

THALASSA 800XGBK  
Cod. **02145405** EAN **8422248093781**

THALASSA 700XGBK  
Cod. **02178206** EAN **8422248093804**

THALASSA 600XGBK  
Cod. **02127210** EAN **8422248093859**

THALASSA 900XGWH  
Cod. **02159005** EAN **8422248093903**

THALASSA 800XGWH  
Cod. **02145005** EAN **8422248093934**

THALASSA 700XGWH  
Cod. **02178006** EAN **8422248093989**

THALASSA 600XGWH  
Cod. **02127010** EAN **8422248094023**

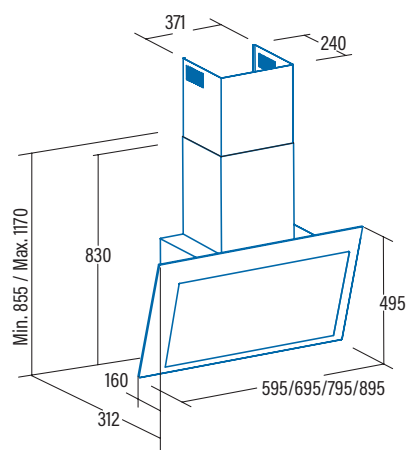
THALASSA 900XGGR  
Cod. **02159505** EAN **8422248097505**

THALASSA 800XGGR  
Cod. **02145505** EAN **8422248097499**

- ❑ **Touch Control Panel** with digital display, automatic shut-down timer and cleaning filters indicator
- ❑ **AUTO connectivity with automatic control from the CATA hob**
- ❑ 6 extraction levels, 5 + 1 **TURBO**
- ❑ Extraction power (according to UNE/EN 61591): **842m³/h** - 283m³/h
- ❑ Maximum air flow (free outlet): **1200m³/h**
- ❑ **Sound power (Reg.(EU) n°65/2014): 46dB(A)**, maximum: 64dB(A)
- ❑ **BRUSHLESS** motor. Ultra silent. Maximum energy consumption **135W**
- ❑ **High-efficiency lighting by intensity-adjustable two-tone warm / natural LED STRIP**
- ❑ Easy-to-install system
- ❑ **Non-condensation filter and Filter condensation collection area**
- ❑ Dishwasher-washable filters
- ❑ Front panel with **opening for intensive use**
- ❑ Black/white/Grey glass finishing
- ❑ Max. Pressure: 357 Pa
- ❑ 150/125 mm outlet diameter
- ❑ **Energy Class: A+++**

### ► Accessories (not included)

Active charcoal filter .....	Cod. 02859399 / EAN 8422248086943
Check valve .....	Cod. 02832008 / EAN 8422248086837
Top tub BK .....	Cod. 02861403 / EAN 8422248078818
Top tub WH .....	Cod. 02861003 / EAN 8422248097765
Top tub INOX .....	Cod. 02861303 / EAN 8422248097758





NEW COLOR  
METALLIC GREY  
NOUVELLE COULEUR  
GRIS MÉTALLIQUE

**A+++**

MAXIMUM ENERGY EFFICIENCY  
OF THE MARKET  
EFFICACITÉ ÉNERGÉTIQUE LA  
PLUS EFFICACE DU MARCHÉ

**842 m<sup>3</sup>/h**

HIGH EXTRACTION  
CAPACITY  
HAUTE CAPACITÉ  
D'EXTRACTION

5 EXTRACTION LEVELS + TURBO  
5 VITESSES D'ASPIRATION + TURBO



TOUCH CONTROL PANEL WITH  
DIGITAL DISPLAY  
COMMANDE TACTILE AVEC AFFICHAGE  
NUMÉRIQUE




ALARM CLEANING OF METAL  
FILTER  
TÉMOIN CONTRÔLE POUR  
ALERTE DU NETTOYAGE DU  
FILTRE MÉTALLIQUE



ALARM CHANGE OF ACTIVE  
CARBON FILTER  
TÉMOIN CONTRÔLE POUR  
ALERTE DU CHANGEMENT  
DE FILTRE À CARBONE ACTIF

OPENING FOR INTENSIVE  
USE WITH DAMPER  
OUVERTURE POUR UNE  
UTILISATION INTENSIVE  
AVEC AMORTISSEUR




HIGH-EFFICIENCY LIGHTING BY INTENSITY-ADJUSTABLE  
TWO-TONE WARM / NATURAL LED STRIP

ÉCLAIRAGE À HAUTE EFFICACITÉ GRÂCE À UNE BANDE  
LED BICOLORE CHAUDE / NATURELLE À INTENSITÉ  
RÉGLABLE



AUTO CONNECTIVITY WITH  
AUTOMATIC CONTROL FROM  
THE CATA HOB  
CONNECTIVITÉ AUTO AVEC  
CONTRÔLE AUTOMATIQUE  
À PARTIR DE LA TABLE DE  
CUISSON CATA

FILTER CONDENSATION COLLECTION AREA  
ZONE COLLECTEUR DE CONDENSATION DU FILTRE







## THALASSA 1200



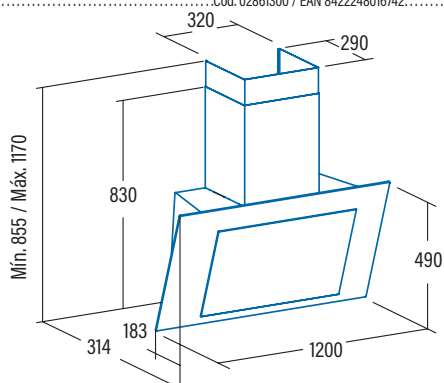
THALASSA 1200XGBK

Cod. **02157403** EAN **8422248073790**

- ❑ **Touch Control Panel** with automatic shut-down timer and cleaning filters indicator
- ❑ 5 extraction levels, 4 + **1 TURBO**
- ❑ **1<sup>st</sup> speed silent mode**
- ❑ Extraction power (according to UNE/EN 61591): **820m³/h** - 200m³/h
- ❑ Maximum air flow (free outlet): **1200m³/h**
- ❑ **Sound power (Reg.(EU) n°65/2014): 40dB(A)**, maximum: 64dB(A)
- ❑ BRUSHLESS motor. Ultra silent. Maximum energy consumption **130W**
- ❑ **High efficiency Led lighting, adjustable intensity**
- ❑ Easy-to-install system
- ❑ **Non-condensation filter**
- ❑ Dishwasher-washable filters
- ❑ Black glass finishing
- ❑ Max. Pressure: 470 Pa
- ❑ Front panel with **opening for intensive use**
- ❑ 150/125 mm outlet diameter
- ❑ **Energy Class: A+**

### ► Accessories (not included)

Active charcoal filter .....Cod. 02859398 / EAN 8422248075497.....  
 Check valve .....Cod. 02832004 / EAN 8422248480499.....  
 Top tub .....Cod. 02861300 / EAN 8422248016742.....



## CERES



CERES 900XGWH

Cod. **02059006** EAN **8422248087032**

CERES 900XGBK

Cod. **02059206** EAN **8422248087049**

CERES 600XGWH

Cod. **02027108** EAN **8422248087056**

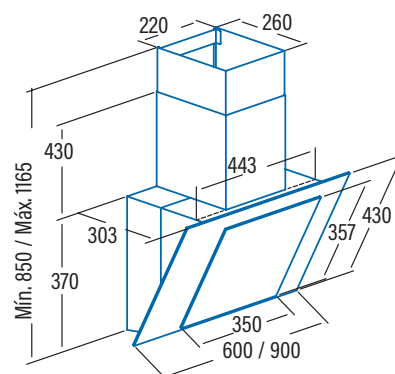
CERES 600XGBK

Cod. **02027508** EAN **8422248087063**

- ❑ **Touch Control Panel** with automatic shut-down timer and cleaning filters indicator
- ❑ 3 extraction levels
- ❑ Extraction power (according to UNE/EN 61591): **560m³/h** - 280m³/h
- ❑ Maximum air flow (free outlet) : 1000m³/h
- ❑ **Sound power (Reg.(EU) n°65/2014): 53dB(A)**, maximum: 63dB(A)
- ❑ TN motor. Extra silent. Maximum energy consumption **140W**
- ❑ **High efficiency Led lighting (EU models)**
- ❑ Adjustable intensity halogen lighting
- ❑ Easy-to-install system
- ❑ Dishwasher-washable filters
- ❑ Finished in stainless steel and black/white glass
- ❑ Max. pressure 200 Pa
- ❑ 150/125 mm outlet diameter
- ❑ Energy Class: C

### ► Accessories (not included)

Active charcoal filter .....Cod. 02859396 / EAN 8422248051699.....  
 Check valve .....Cod. 02832005 / EAN 8422248052177.....







## AVLAKI BK



AVLAKI 600 XGBK

Cod. **02032201** EAN **8422248069434**

## AVLAKI WH



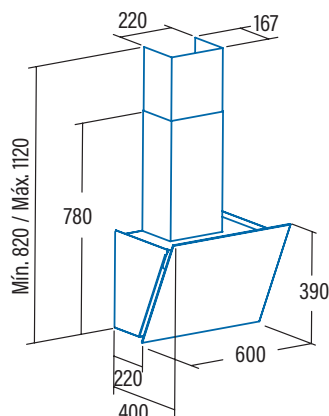
AVLAKI 600 XGWH

Cod. **02032001** EAN **8422248069441**

- ❑ **Touch Control Panel ECO TC** with automatic shut-down timer
- ❑ 3 extraction levels
- ❑ Extraction power (according to UNE/EN 61591): **420m³/h** - 210m³/h
- ❑ Maximum air flow (free outlet): 620m³/h
- ❑ **Sound power (Reg.(EU) n°65/2014): 53dB(A)**, maximum: 65dB(A)
- ❑ K7+ motor. Extra silent. Maximum energy consumption **95W**
- ❑ **High efficiency Led lighting, adjustable intensity**
- ❑ Easy-to-install system
- ❑ Dishwasher-washable filters
- ❑ Finished in stainless-steel and black glass
- ❑ Max. Pressure: 200 Pa
- ❑ 150/125 mm outlet diameter
- ❑ Energy class: C

### ► Accessories (not included)

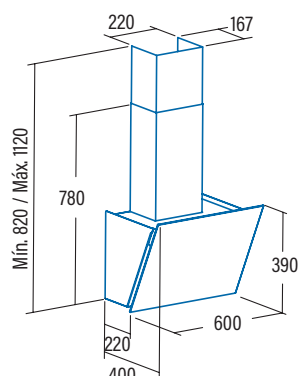
Active charcoal filter .....Cod. 02859394 / EAN 8422248038782.....  
 Check valve .....Cod. 02832004 / EAN 8422248480499.....  
 Top tub .....Cod. 02862301 / EAN 8422248031080.....



- ❑ **Touch Control Panel ECO TC** with automatic shut-down timer
- ❑ 3 extraction levels
- ❑ Extraction power (according to UNE/EN 61591): **420m³/h** - 210m³/h
- ❑ Maximum air flow (free outlet): 620m³/h
- ❑ **Sound power (Reg.(EU) n°65/2014): 53dB(A)**, maximum: 65dB(A)
- ❑ K7+ motor. Extra silent. Maximum energy consumption **95W**
- ❑ **High efficiency Led lighting, adjustable intensity**
- ❑ Easy-to-install system
- ❑ Dishwasher-washable filters
- ❑ Finished in stainless-steel and white glass
- ❑ Max. Pressure: 200 Pa
- ❑ 150/125 mm outlet diameter
- ❑ Energy class: C

### ► Accessories (not included)

Active charcoal filter .....Cod. 02859394 / EAN 8422248038782.....  
 Check valve .....Cod. 02832004 / EAN 8422248480499.....  
 Top tub .....Cod. 02862301 / EAN 8422248031080.....







## VALTO BK



VALTO 900 XGBK  
Cod. **02059401** EAN **8422248094030**

VALTO 700 XGBK  
Cod. **02078402** EAN **8422248094047**

VALTO 600 XGBK  
Cod. **02027505** EAN **8422248094054**



## VALTO WH



VALTO 900 XGWH  
Cod. **02059008** EAN **8422248094061**


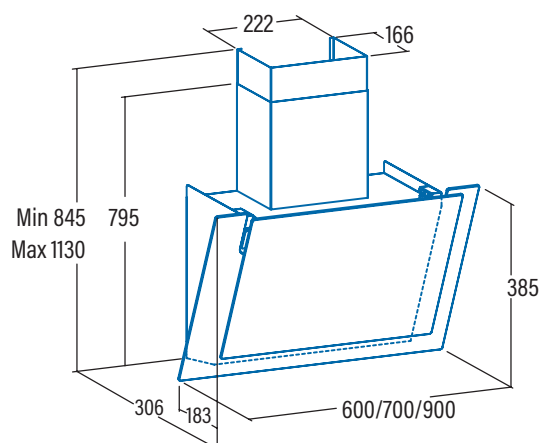
VALTO 700 XGWH  
Cod. **02078003** EAN **8422248094078**

VALTO 600 XGWH  
Cod. **02027107** EAN **8422248094085**

- ❑ **Touch Control Panel** with digital display, automatic shut-down timer and cleaning filters indicator
- ❑ 6 extraction levels, 5 + **1 TURBO**
- ❑ Extraction power (according to UNE/EN 61591): **575m³/h** - 170m³/h
- ❑ Maximum air flow (free outlet): **900m³/h**
- ❑ **Sound power (Reg.(EU) n°65/2014): 44dB(A)**, maximum: 61dB(A)
- ❑ BT3 motor. Extra silent. Maximum energy consumption **110W**
- ❑ **High efficiency Strip Led lighting, adjustable intensity**
- ❑ Easy-to-install system
- ❑ Dishwasher-washable filters
- ❑ Finished in Stainless steel
- ❑ Max. Pressure: 470 Pa
- ❑ 150/125 mm outlet diameter
- ❑ **Energy Class: A+**

► **Accessories (not included)**

Active charcoal filter .....Cod. 02859394 / EAN 8422248038782.....  
Check valve .....Cod. 02832004 / EAN 8422248480499 .....



POSSIBILITY TO OPEN AND  
CLOSE THE FRONT PANEL  
FOR A MODERATE OR MORE  
INTENSIVE COOKING.

POSSIBILITÉ D'OUVRIR ET DE  
FERMER LE PANNEAU FRON-  
TAL POUR UNE CUISSON MO-  
DÉRÉE OU PLUS INTENSIVE.





## LEGEND



LEGEND

Cod. **02029203** EAN **8422248061674**

## LEGEND X



LEGEND X 900

Cod. **02029305** EAN **8422248068635**

LEGEND X 700

Cod. **02021306** EAN **8422248068659**

- ❑ **Touch Control Panel** with automatic shut-down timer and cleaning filters indicator
- ❑ 5 extraction levels, 4 + 1 **TURBO**
- ❑ **1st speed silent mode**
- ❑ Extraction power (according to UNE/EN 61591): **648m³/h** - 200m³/h
- ❑ Maximum air flow (free outlet): 1000m³/h
- ❑ **Sound power (Reg.(EU) n°65/2014): 40dB(A)**, maximum: 64dB(A)
- ❑ BRUSHLESS motor. Ultra silent. Maximum energy consumption **130W**
- ❑ **High efficiency Led lighting, adjustable intensity**
- ❑ Easy-to-install system
- ❑ Dishwasher-washable filters
- ❑ Stainless steel finishing and black glass
- ❑ Max. Pressure: 470 Pa
- ❑ 150/125 mm outlet diameter
- ❑ **Energy Class: A**

### ► Accessories (not included)

Active charcoal filter .....Cod. 02859398 / EAN 8422248075497.....

Check valve .....Cod. 02832004 / EAN 8422248480499.....

Top tube.....Cod. 02861301 / EAN 8422248031073.....

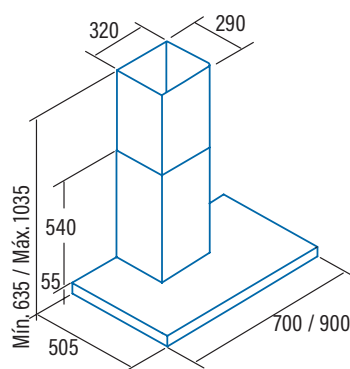
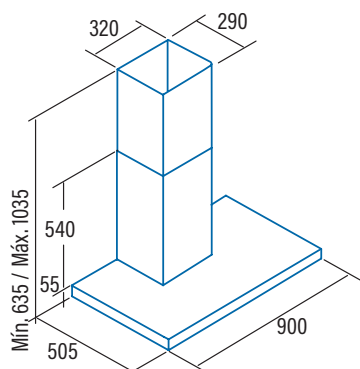
- ❑ **Electronic Control Panel** with digital display, automatic shut-down timer and cleaning filters indicator
- ❑ 5 extraction levels, 4 + 1 **TURBO**
- ❑ **1st speed silent mode**
- ❑ Extraction power (according to UNE/EN 61591): **648m³/h** - 200m³/h
- ❑ Maximum air flow (free outlet): 1000m³/h
- ❑ **Sound power (Reg.(EU) n°65/2014): 40dB(A)**, maximum: 64dB(A)
- ❑ BRUSHLESS motor. Ultra silent. Maximum energy consumption **130W**
- ❑ **High efficiency Led lighting, adjustable intensity**
- ❑ Easy-to-install system
- ❑ Dishwasher-washable filters
- ❑ Stainless steel finishing
- ❑ Max. Pressure: 470 Pa
- ❑ 150/125 mm outlet diameter
- ❑ **Energy Class: A**

### ► Accessories (not included)

Active charcoal filter .....Cod. 02859398 / EAN 8422248075497.....

Check valve .....Cod. 02832004 / EAN 8422248480499.....

Top tube.....Cod. 02861301 / EAN 8422248031073.....







## SYGMA 12000 X

850 m³/h  
High Efficiency Motor



SYGMA 12000 X  
Cod. **02132304** EAN **8422248062282**



## SYGMA X

850 m³/h  
High Efficiency Motor



SYGMA X 9000  
Cod. **02075303** EAN **8422248073042**

SYGMA X 7000  
Cod. **02021307** EAN **8422248073059**

SYGMA X 6000  
Cod. **02060308** EAN **8422248073066**

- ❑ **Electronic Control Panel** with digital display, automatic shut-down timer and cleaning filters indicator
- ❑ 4 extraction levels, 3 + 1 **TURBO**
- ❑ Extraction power (according to UNE/EN 61591): **850m³/h** - 340m³/h
- ❑ Maximum air flow (free outlet): **1200m³/h**
- ❑ **Sound power (Reg.(EU) n°65/2014): 50dB(A)**, maximum: 65dB(A)
- ❑ BT3 motor. Extra silent. Maximum energy consumption **280W**
- ❑ **High efficiency Led lighting, adjustable intensity**
- ❑ Easy-to-install system
- ❑ Dishwasher-washable filters
- ❑ Finished in Stainless steel
- ❑ Max. Pressure: 470 Pa
- ❑ 150/125 mm outlet diameter
- ❑ **Energy Class: A**

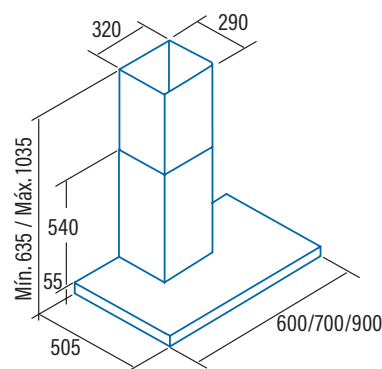
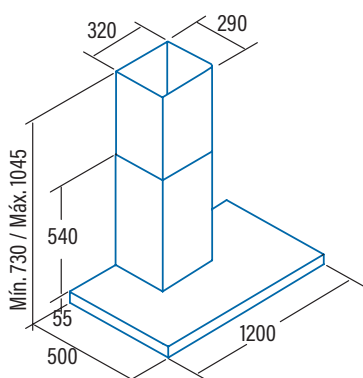
► **Accessories (not included)**

Active charcoal filter .....Cod. 02859398 / EAN 8422248075497.....  
Check valve .....Cod. 02832004 / EAN 8422248480499.....  
Top tube.....Cod. 02861300 / EAN 8422248016742.....

- ❑ **Electronic Control Panel** with digital display, automatic shut-down timer and cleaning filters indicator
- ❑ 4 extraction levels, 3 + 1 **TURBO**
- ❑ Extraction power (according to UNE/EN 61591): **850m³/h** - 340m³/h
- ❑ Maximum air flow (free outlet): **1200m³/h**
- ❑ **Sound power (Reg.(EU) n°65/2014): 50dB(A)**, maximum: 65dB(A)
- ❑ BT3 motor. Extra silent. Maximum energy consumption **280W**
- ❑ **High efficiency Led lighting, adjustable intensity**
- ❑ Easy-to-install system
- ❑ Dishwasher-washable filters
- ❑ Finished in Stainless steel
- ❑ Max. Pressure: 470 Pa
- ❑ 150/125 mm outlet diameter
- ❑ **Energy Class: A**

► **Accessories (not included)**

Active charcoal filter .....Cod. 02859398 / EAN 8422248075497.....  
Check valve .....Cod. 02832004 / EAN 8422248480499.....  
Top tube.....Cod. 02861301 / EAN 8422248031073.....







## SYGMA BK



SYGMA 900 BK

Cod. **02075400** EAN **8422248068079**



## MIDAS



MIDAS 900 XGBK

Cod. **02029201** EAN **8422248049535**

Out of EU

MIDAS 700 XGBK

Cod. **02021201** EAN **8422248065023**

Out of EU

MIDAS 600 XGBK

Cod. **02060205** EAN **8422248084710**

- ❑ **Electronic control Panel** with automatic shut down timer
- ❑ 3 extraction levels, 2 + **1 TURBO**
- ❑ Extraction power (according to UNE/EN 61591): **790m³/h** - 320m³/h
- ❑ Maximum air flow (free outlet): **1200m³/h**
- ❑ **Sound power (Reg.(EU) n°65/2014): 50dB(A)**, maximum: 65dB(A)
- ❑ BT2 motor. Extra silent. Maximum energy consumption **240W**
- ❑ **High efficiency LED lighting**
- ❑ Easy-to-install system
- ❑ Dishwasher-washable filters
- ❑ Finished in Black
- ❑ Max. Pressure: 405 Pa
- ❑ 150/125 mm outlet diameter
- ❑ Energy Class: C

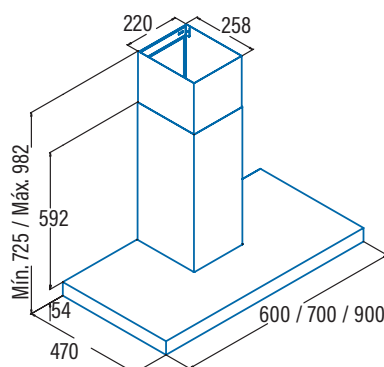
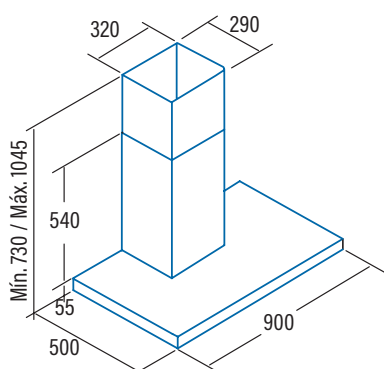
► **Accessories (not included)**

Active charcoal filter .....Cod. 02859398 / EAN 8422248075497.....  
Check valve .....Cod. 02832004 / EAN 8422248480499.....

- ❑ **Touch Control Panel** with automatic shut-down timer and cleaning filters indicator
- ❑ 3 extraction levels
- ❑ Extraction power (according to UNE/EN 61591): **400m³/h** - 210m³/h
- ❑ **Sound power (Reg.(EU) n°65/2014): 50dB(A)**, maximum: 62dB(A)
- ❑ Maximum air flow (free outlet): **620m³/h**
- ❑ K 7PLUS motor, maximum energy consumption **95W**
- ❑ Extra silent motor
- ❑ **High efficiency LED lighting (EU Model)**
- ❑ **Adjustable intensity halogen lighting**
- ❑ Easy-to-install system
- ❑ Dishwasher-washable filters
- ❑ Finished in stainless steel and black glass
- ❑ Max. pressure 200 Pa
- ❑ 150/125 mm outlet diameter
- ❑ Energy Class: C (EU Model)

► **Accessories (not included)**

Active charcoal filter .....Cod. 02859394 / EAN 8422248038782.....  
Check valve .....Cod. 02832004 / EAN 8422248480499.....  
Top tube.....Cod. 02861302 / EAN 8422248051903.....







## S PLUS



S PLUS 900 X  
Cod. **02029600** EAN **8422248087070**

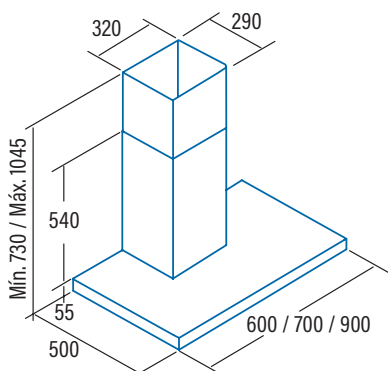
S PLUS 700 X  
Cod. **02021600** EAN **8422248087087**

S PLUS 600 X  
Cod. **02060600** EAN **8422248087094**

- ☐ **Mechanical Control Panel**
- ☐ 3 extraction levels
- ☐ Extraction power (according to UNE/EN 61591): **645m³/h** - 385m³/h
- ☐ Maximum air flow (free outlet): **1150m³/h**
- ☐ **Sound power (Reg.(EU) n°65/2014): 57dB(A)**, maximum: 71dB(A)
- ☐ Motor M3R. Extra silent. Maximum energy consumption **270W**
- ☐ **High efficiency LED lighting**
- ☐ Easy-to-install system
- ☐ Dishwasher-washable filters
- ☐ Finished in Stainless steel
- ☐ Max. Pressure 430 Pa
- ☐ 150/125 mm Outlet diameter
- ☐ Energy Class: C

► **Accessories (not included)**

Active charcoal filter .....Cod. 02859391 / EAN 8422248001595  
Check valve .....Cod. 02832001 / EAN 8422248044677  
Top tube .....Cod. 02861301 / EAN 8422248031073



## S



S 900  
Cod. **02029601** EAN **8422248087100**

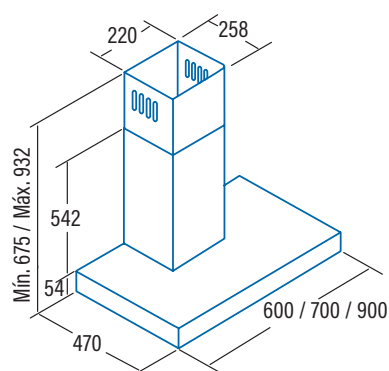
S 700  
Cod. **02021601** EAN **8422248087117**

S 600  
Cod. **02060601** EAN **8422248087124**

- ☐ **Mechanical Control Panel**
- ☐ 3 extraction levels
- ☐ Extraction power (according to UNE/EN 61591): **400m³/h** - 210m³/h
- ☐ Maximum air flow (free outlet): **620m³/h**
- ☐ **Sound power (Reg.(EU) n°65/2014): 50dB(A)**, maximum: 62dB(A)
- ☐ Motor K7 PLUS. Extra silent. Maximum energy consumption **95W**
- ☐ **High efficiency LED lighting**
- ☐ Easy-to-install system
- ☐ Dishwasher-washable filters
- ☐ Finished in Stainless steel
- ☐ Max. Pressure 200 Pa
- ☐ 150/125 mm Outlet diameter
- ☐ Energy Class: C

► **Accessories (not included)**

Active charcoal filter .....Cod. 02859394 / EAN 8422248038782  
Check valve .....Cod. 02832004 / EAN 8422248049099  
Top tube .....Cod. 02861302 / EAN 8422248051903







## GAMMA

850 m<sup>3</sup>/h  
High Efficiency Motor



GAMMA 900

Cod. **02008210** EAN **8422248061797**

GAMMA 700

Cod. **02006205** EAN **8422248061780**

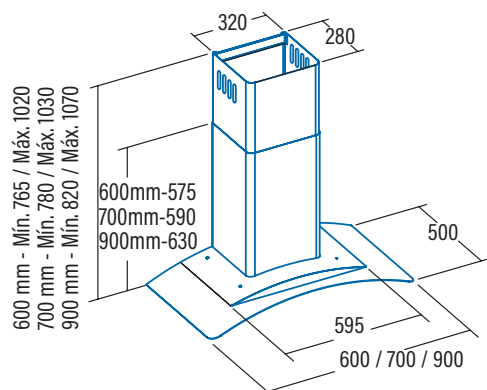
GAMMA 600

Cod. **02005219** EAN **8422248061803**

- ❑ **Electronic control Panel** with automatic shut down timer
- ❑ 3 extraction levels, 2 + 1 **TURBO**
- ❑ Extraction power (according to UNE/EN 61591): **800m<sup>3</sup>/h** - 340m<sup>3</sup>/h
- ❑ Maximum air flow (free outlet): **1200m<sup>3</sup>/h**
- ❑ **Sound power (Reg.(EU) n°65/2014): 50dB(A)**, maximum: 65dB(A)
- ❑ BT3 motor. Extra silent. Maximum energy consumption **280W**
- ❑ **High efficiency LED lighting**
- ❑ Easy-to-install system
- ❑ Dishwasher-washable filters
- ❑ Finished Stainless steel and glass
- ❑ Max. Pressure: 470 Pa
- ❑ 150/125 mm outlet diameter
- ❑ **Energy Class: A**

### ► Accessories (not included)

Active charcoal filter .....Cod. 02859398 / EAN 8422248075497.....  
Check valve .....Cod. 02832004 / EAN 8422248480499.....  
Top tub .....Cod. 02837300 / EAN 8422248031028.....



## CG6 PLUS

A+ POWER+ SILENT  
BRUSHLESS motor



CG6 PLUS 9000 XGBK

Cod. **02005222** EAN **8422248088725**

CG6 PLUS 7000 XGBK

Cod. **02005221** EAN **8422248088718**

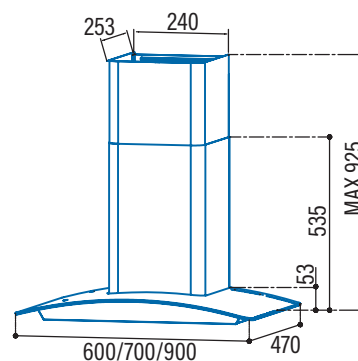
CG6 PLUS 6000 XGBK

Cod. **02005220** EAN **8422248088701**

- ❑ **Touch Control Panel with digital display**, automatic shut-down timer and cleaning filters indicator
- ❑ 6 extraction levels, 5 + 1 **TURBO**
- ❑ Extraction power (according to UNE/EN 61591): **575m<sup>3</sup>/h** - 190m<sup>3</sup>/h
- ❑ Maximum air flow (free outlet): **900m<sup>3</sup>/h**
- ❑ **Sound power (Reg.(EU) n°65/2014): 46dB(A)**, maximum: 63dB(A)
- ❑ **BRUSHLESS** motor. Ultra silent. Maximum energy consumption **110W**
- ❑ **High efficiency Led lighting, adjustable intensity**
- ❑ Easy-to-install system
- ❑ Dishwasher-washable filters
- ❑ Black/white glass finishing
- ❑ Max. Pressure: 315 Pa
- ❑ 150/125 mm outlet diameter
- ❑ **Energy Class: A+**

### ► Accessories (not included)

Active charcoal filter .....Cod. 02859394 / EAN 8422248038782.....  
Check valve .....Cod. 02832004 / EAN 8422248480499.....







## C GLASS TA



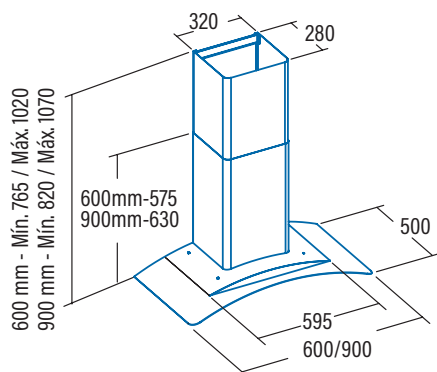
C GLASS 900 INOX TA  
Cod. **02008100** EAN **8422248087131**

C GLASS 600 INOX TA  
Cod. **02005100** EAN **8422248087148**

- ❑ Mechanical control panel
- ❑ 3 extraction levels
- ❑ Extraction power (according to UNE/EN 61591): **580m³/h** - 335m³/h
- ❑ Maximum air flow (free outlet): **1150m³/h**
- ❑ Sound power (Reg.(EU) n°65/2014): **56dB(A)**, maximum: 70dB(A)
- ❑ M3R motor. Extra silent. Maximum energy consumption **270W**
- ❑ High efficiency LED lighting
- ❑ Easy-to-install system
- ❑ Dishwasher-washable filters
- ❑ Finished in stainless steel / black and glass
- ❑ Max. pressure 430 Pa
- ❑ 150/125 mm outlet diameter
- ❑ Energy Class: C (EU Models)

### ► Accessories (not included)

Active charcoal filter .....Cod. 02859391 / EAN 8422248001595 .....  
Check valve .....Cod. 02832001 / EAN 8422248044677 .....



## C GLASS



C GLASS 900  
Cod. **02008101** EAN **8422248087155**

C GLASS 700  
Cod. **02006101** EAN **8422248087162**

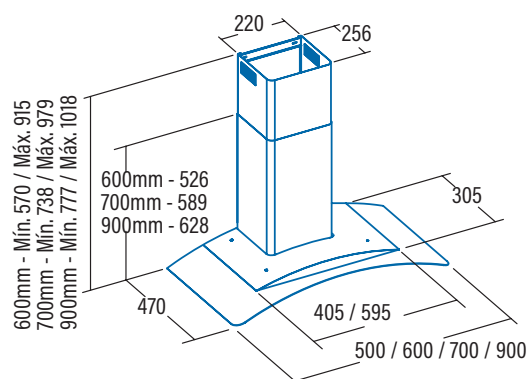
C GLASS 600  
Cod. **02005101** EAN **8422248087179**

C GLASS 500  
Cod. **02006209** EAN **8422248087186**

- ❑ Mechanical control panel
- ❑ 3 extraction levels
- ❑ Extraction power (according to UNE/EN 61591): **400m³/h** - 200m³/h
- ❑ Maximum air flow (free outlet): **620m³/h**
- ❑ Sound power (Reg.(EU) n°65/2014): **50dB(A)**, maximum: 62dB(A)
- ❑ K7 PLUS motor. Extra silent. Maximum energy consumption **95W**
- ❑ LED E-14 lighting
- ❑ Easy-to-install system
- ❑ Dishwasher-washable filters
- ❑ Finished in stainless steel and glass
- ❑ Max. pressure 200 Pa
- ❑ 150/125 mm outlet diameter
- ❑ Energy Class: C

### ► Accessories (not included)

Active charcoal filter .....Cod. 02859394 / EAN 8422248038782 .....  
Check valve .....Cod. 02832004 / EAN 842224804499 .....







## BETA 1200

850 m<sup>3</sup>/h  
High Efficiency Motor



BETA 1200

Cod. **02157309** EAN **8422248062299**



## BETA

850 m<sup>3</sup>/h  
High Efficiency Motor



BETA 900

Cod. **02051303** EAN **8422248061827**

BETA 700

Cod. **02093303** EAN **8422248061834**

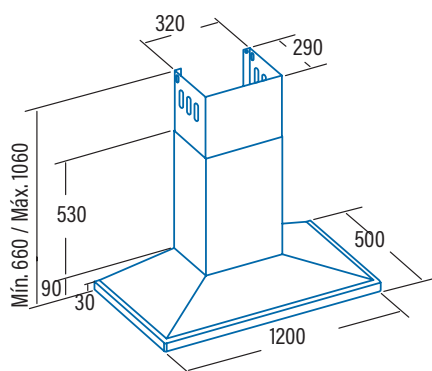
BETA 600

Cod. **02050305** EAN **8422248061841**

- ❑ **Electronic control Panel** with automatic shut down timer
- ❑ 3 extraction levels, 2 + 1 **TURBO**
- ❑ Extraction power (according to UNE/EN 61591): **850m<sup>3</sup>/h** - 340m<sup>3</sup>/h
- ❑ Maximum air flow (free outlet): **1200m<sup>3</sup>/h**
- ❑ **Sound power (Reg.(EU) n°65/2014): 52dB(A)**, maximum: 67dB(A)
- ❑ BT3 motor. Extra silent. Maximum energy consumption **280W**
- ❑ **High efficiency LED lighting**
- ❑ Easy-to-install system
- ❑ Dishwasher-washable filters
- ❑ Finished Stainless steel
- ❑ Max. Pressure: 470 Pa
- ❑ 150/125 mm outlet diameter
- ❑ **Energy Class: A**

► **Accessories (not included)**

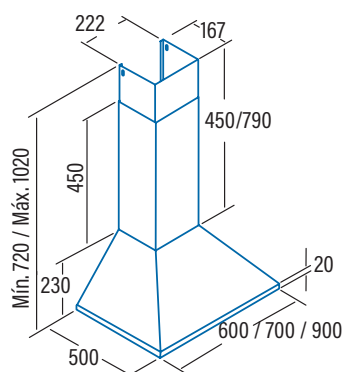
Active charcoal filter .....	Cod. 02859398 / EAN 8422248075497 .....
Check valve .....	Cod. 02832004 / EAN 8422248480499 .....
Top tube (1200) .....	Cod. 02861300 / EAN 8422248016742 .....



- ❑ **Electronic control Panel** with automatic shut down timer
- ❑ 3 extraction levels, 2 + 1 **TURBO**
- ❑ Extraction power (according to UNE/EN 61591): **850m<sup>3</sup>/h** - 340m<sup>3</sup>/h
- ❑ Maximum air flow (free outlet): **1200m<sup>3</sup>/h**
- ❑ **Sound power (Reg.(EU) n°65/2014): 52dB(A)**, maximum: 67dB(A)
- ❑ BT3 motor. Extra silent. Maximum energy consumption **280W**
- ❑ **High efficiency LED lighting**
- ❑ Easy-to-install system
- ❑ Dishwasher-washable filters
- ❑ Finished Stainless steel
- ❑ Max. Pressure: 470 Pa
- ❑ 150/125 mm outlet diameter
- ❑ **Energy Class: A**

► **Accessories (not included)**

Active charcoal filter .....	Cod. 02859398 / EAN 8422248075497 .....
Check valve .....	Cod. 02832004 / EAN 8422248480499 .....
Top tube .....	Cod. 02862301 / EAN 8422248031080 .....







## OMEGA



OMEGA 900  
Cod. **02004305** EAN **8422248087193**

OMEGA 700  
Cod. **02003305** EAN **8422248087209**

OMEGA 600  
Cod. **02002305** EAN **8422248087216**

- ☐ Mechanical control panel
- ☐ 3 extraction levels
- ☐ Extraction power (according to UNE/EN 61591): **645m³/h** - 385m³/h
- ☐ Maximum air flow (free outlet): **1115m³/h**
- ☐ Sound power (Reg.(EU) nº65/2014): **58dB(A)**, maximum: 72dB(A)
- ☐ M3R motor. Extra silent. Maximum energy consumption **270W**
- ☐ High efficiency LED lighting
- ☐ Easy-to-install system
- ☐ Dishwasher-washable filters
- ☐ Finished in stainless steel
- ☐ Max. pressure 430 Pa
- ☐ 150/125 mm outlet diameter
- ☐ Energy Class: C

### ► Accessories (not included)

Active charcoal filter .....Cod. 02859391 / EAN 8422248001595 .....  
Check valve .....Cod. 02832001 / EAN 8422248044677 .....  
Top tube .....Cod. 02862301 / EAN 8422248031080 .....



## OMEGA WH



OMEGA 900 WH  
Cod. **02004005** EAN **8422248087223**

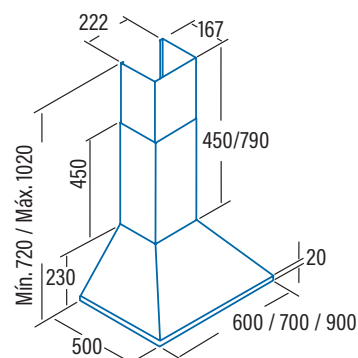
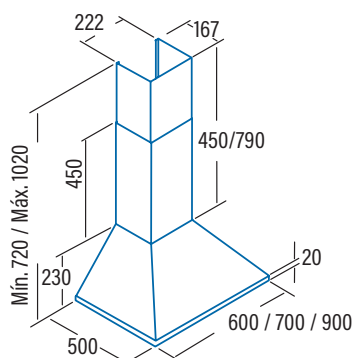
OMEGA 700 WH  
Cod. **02003005** EAN **8422248087230**

OMEGA 600 WH  
Cod. **02002005** EAN **8422248087247**

- ☐ Mechanical control panel
- ☐ 3 extraction levels
- ☐ Extraction power (according to UNE/EN 61591): **645m³/h** - 385m³/h
- ☐ Maximum air flow: **1115m³/h**
- ☐ Sound power (Reg.(EU) nº65/2014): **58dB(A)**, maximum: 72dB(A)
- ☐ M3R motor. Extra silent. Maximum energy consumption **270W**
- ☐ High efficiency LED lighting
- ☐ Easy-to-install system
- ☐ Dishwasher-washable filters
- ☐ Finished in white
- ☐ Max. pressure 430 Pa
- ☐ 150/125 mm outlet diameter
- ☐ Energy Class: C

### ► Accessories (not included)

Active charcoal filter .....Cod. 02859391 / EAN 8422248001595 .....  
Check valve .....Cod. 02832001 / EAN 8422248044677 .....  
Top tube .....Cod. 02862000 / EAN 8422248020428 .....







## OMEGA BK



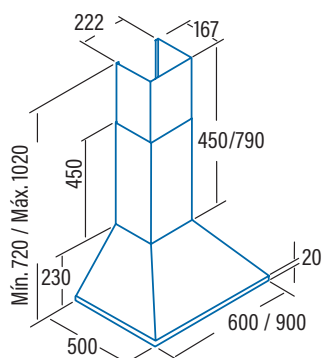
OMEGA 900 BK  
Cod. **02004403** EAN **8422248087254**

OMEGA 600 BK  
Cod. **02002403** EAN **8422248087261**

- ☐ Mechanical control panel
- ☐ 3 extraction levels
- ☐ Extraction power (according to UNE/EN 61591): **645m³/h** - 385m³/h
- ☐ Maximum air flow: **1115m³/h**
- ☐ Sound power (Reg.(EU) nº65/2014): **58dB(A)**, maximum: 72dB(A)
- ☐ M3R motor. Extra silent. Maximum energy consumption **270W**
- ☐ High efficiency LED lighting
- ☐ Easy-to-install system
- ☐ Dishwasher-washable filters
- ☐ Finished in black
- ☐ Max. pressure 430 Pa
- ☐ 150/125 mm outlet diameter
- ☐ Energy Class: C

### ► Accessories (not included)

Active charcoal filter .....Cod. 02859391 / EAN 8422248001595 .....  
Check valve .....Cod. 02832001 / EAN 8422248044677 .....  
Top tube .....Cod. 02862400 / EAN 8422248020435 .....



## V



V 600 WH  
Cod. **02061001** EAN **8422248087308**

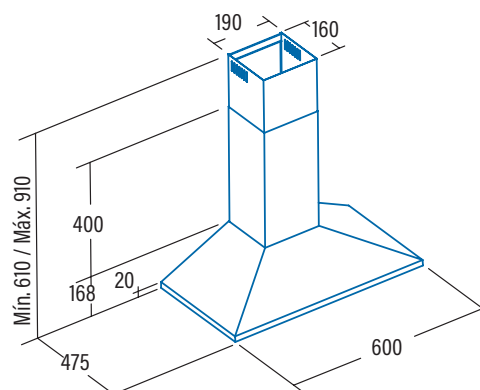
V 500 WH  
Cod. **02088003** EAN **8422248087322**

V 600 BK  
Cod. **02061402** EAN **8422248087339**

- ☐ Mechanical control panel
- ☐ 3 extraction levels
- ☐ Extraction power (according to UNE/EN 61591): **420m³/h** - 210m³/h
- ☐ Maximum air flow (free outlet): **620m³/h**
- ☐ Sound power (Reg.(EU) nº65/2014): **53dB(A)**, maximum: 65dB(A)
- ☐ K7 PLUS motor. Extra silent. Maximum energy consumption **95W**
- ☐ LED E-14 lighting
- ☐ Easy-to-install system
- ☐ Dishwasher-washable filters
- ☐ Finished in white or black
- ☐ Max. pressure 200 Pa
- ☐ 150/125 mm outlet diameter
- ☐ Energy Class: D

### ► Accessories (not included)

Active charcoal filter .....Cod. 02859394 / EAN 8422248038782 .....  
Check valve .....Cod. 02832004 / EAN 8422248480499 .....







## NEW V



V 9000 X

Cod. **02004399** EAN **8422248095327**

V 6000 X

Cod. **02002399** EAN **8422248095310**

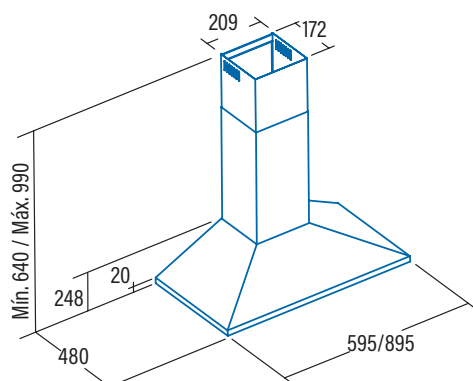
V 6000 WH

Cod. **02061099** EAN **8422248095419**

- ☐ **Mechanical control panel**
- ☐ 3 extraction levels
- ☐ Extraction power (according to UNE/EN 61591):  
**510m³/h** (V 9000) / **490m³/h** (V 6000) - 310m³/h
- ☐ Maximum air flow (free outlet): **720m³/h** (V 9000)
- ☐ Maximum air flow (free outlet): **700m³/h** (V 6000)
- ☐ **Sound power (Reg.(EU) n°65/2014): 47dB(A)**, maximum: 66dB(A)
- ☐ 1 motor. Extra silent. Maximum energy consumption **120W**
- ☐ **High efficiency Strip LED lighting**
- ☐ Easy-to-install system
- ☐ Dishwasher-washable filters
- ☐ Finished in stainless steel
- ☐ Max. pressure 430 Pa
- ☐ 150 mm outlet diameter
- ☐ Energy Class: B

► **Accessories (not included)**

Active charcoal filter V-X000T.....Cod. 02800963 / EAN 8422248097680  
 Check valve V-X000T.....Cod. 02849492 / EAN 8422248097697  
 Top tube V-X000T.....Cod. 02863303 / EAN 8422248097703



## V



V 700

Cod. **02085600** EAN **8422248087285**

V 500

Cod. **02088303** EAN **8422248087315**

V 900

Cod. **02063600** EAN **8422248087278**

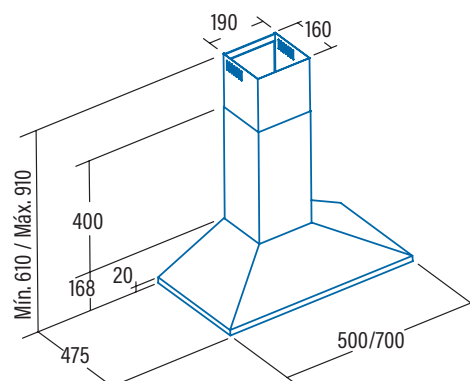
V 600

Cod. **02061600** EAN **8422248087292**

- ☐ **Mechanical control panel**
- ☐ 3 extraction levels
- ☐ Extraction power (according to UNE/EN 61591): **420m³/h** - 210m³/h
- ☐ Maximum air flow (free outlet): **620m³/h**
- ☐ **Sound power (Reg.(EU) n°65/2014): 53dB(A)**, maximum: 65dB(A)
- ☐ K7 PLUS motor. Extra silent. Maximum energy consumption **95W**
- ☐ **LED E-14 lighting**
- ☐ Easy-to-install system
- ☐ Dishwasher-washable filters
- ☐ Finished in stainless steel
- ☐ Max. pressure 200 Pa
- ☐ 150/125 mm outlet diameter
- ☐ Energy Class: C

► **Accessories (not included)**

Active charcoal filter.....Cod. 02859394 / EAN 8422248038782  
 Check valve.....Cod. 02832004 / EAN 8422248480499  
 Top tube.....Cod. 02862302 / EAN 8422248050067







Q



Q-7790 X  
Cod. **02149303** EAN **8422248084147**

Q-7760 X  
Cod. **02148303** EAN **8422248084154**

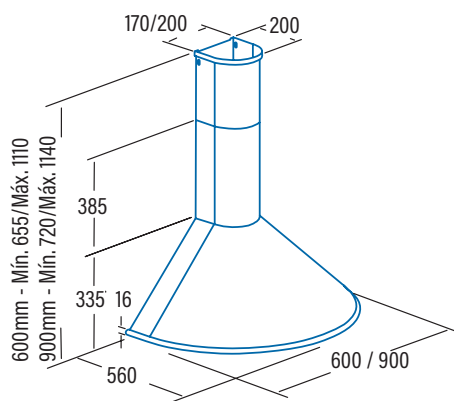
Q-7790 BK  
Cod. **02149402** EAN **8422248084161**

Q-7760 BK  
Cod. **02148402** EAN **8422248084178**

- ☐ **Mechanical control panel**
- ☐ 3 extraction levels
- ☐ Extraction power (according to UNE/EN 61591): **645m³/h** - 385m³/h
- ☐ Maximum air flow (free outlet): **1115m³/h**
- ☐ **Sound power (Reg.(EU) n°65/2014): 58dB(A)**, maximum: 72dB(A)
- ☐ M3R motor. Extra silent. Maximum energy consumption **270W**
- ☐ **High efficiency LED lighting**
- ☐ Easy-to-install system
- ☐ Dishwasher-washable filters
- ☐ Finished in stainless steel or black
- ☐ Max. pressure 430 Pa
- ☐ 150/125 mm outlet diameter
- ☐ Energy Class: C

► **Accessories (not included)**

Active charcoal filter .....Cod. 02859391 / EAN 8422248001595 .....  
Check valve .....Cod. 02832001 / EAN 8422248044677 .....  
Top tube .....Cod. 02861301 / EAN 8422248031073 .....



CHORUS



CHORUS XGX  
Cod. **02165202** EAN **8422248070492**

CHORUS XBK  
Cod. **02165201** EAN **8422248055529**

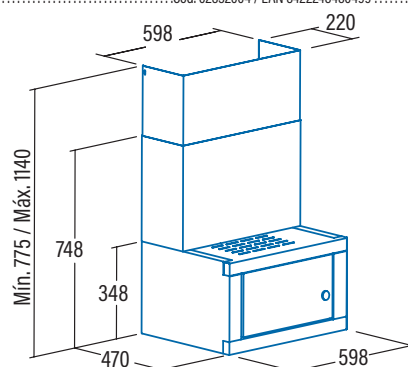
- ☐ **Mechanical Control Panel**
- ☐ 3 extraction levels
- ☐ Extraction power (according to UNE/EN 61591): **400m³/h** - 210m³/h
- ☐ Maximum air flow (free outlet): **620m³/h**
- ☐ **Minimum sound power: 50dB(A)**, maximum: 62dB(A)
- ☐ Motor K7 PLUS. Extra silent. Maximum energy consumption **95W**
- ☐ **High efficiency LED lighting**
- ☐ Easy-to-install system
- ☐ Dishwasher-washable filters
- ☐ Finished in Stainless steel
- ☐ Max. Pressure 200 Pa
- ☐ 150/125 mm outlet diameter
- ☐ Energy Class: C

**MICROWAVE FEATURES**

- ☐ 20 litre microwave
- ☐ Simultaneous 1,000 W quartz grill
- ☐ Five power levels, 700 W output
- ☐ Revolving dish ø 255 mm
- ☐ Timer from 0 to 95 minutes
- ☐ Automatic defrosting by time and weight
- ☐ 9 automatic access menus
- ☐ Fast start button
- ☐ Safety lock
- ☐ Finished in Black and white glass
- ☐ 60cm wide
- ☐ Inner measurements: 182 x 315 x 280 mm (high x wide x deep)

► **Accessories (not included)**

Active charcoal filter .....Cod. 02859394 / EAN 8422248038782 .....  
Check valve .....Cod. 02832004 / EAN 8422248480499 .....







## NEBLIA X



NEBLIA 600 X  
Cod. **02052300** EAN **8422248017602**

Out of EU

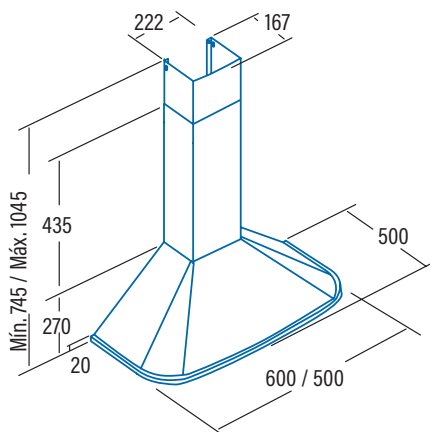
NEBLIA 500 X  
Cod. **02088310** EAN **8422248039024**

Out of EU

- ☐ Mechanical control panel
- ☐ 3 extraction levels
- ☐ Maximum air flow (free outlet): **1115m<sup>3</sup>/h**
- ☐ Minimum sound power: **58dB(A)**, maximum: 72dB(A)
- ☐ M3R motor. Extra silent. Maximum energy consumption **270W**
- ☐ Halogen lighting E-14
- ☐ Easy installation system
- ☐ Dishwasher-washable filters
- ☐ Finished in stainless steel
- ☐ Max. pres sure 430 Pa
- ☐ 150/125 mm outlet diameter

### ► Accessories (not included)

Active charcoal filter .....Cod. 02859391 / EAN 8422248001595 .....  
Check valve .....Cod. 02832001 / EAN 8422248044677 .....



## NEBLIA BK



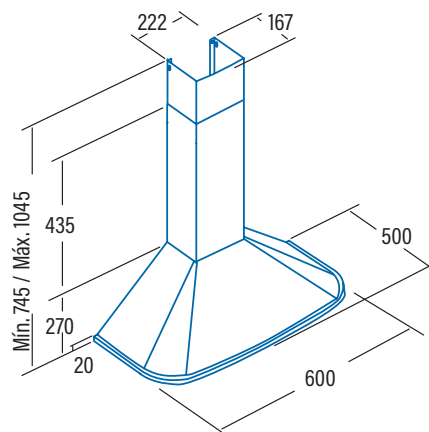
NEBLIA 600 BK  
Cod. **02052400** EAN **8422248017619**

Out of EU

- ☐ Mechanical control panel
- ☐ 3 extraction levels
- ☐ Maximum air flow (free outlet): **1115m<sup>3</sup>/h**
- ☐ Minimum sound power: **58dB(A)**, maximum: 72dB(A)
- ☐ M3R motor. Extra silent. Maximum energy consumption **270W**
- ☐ Halogen lighting E-14
- ☐ Easy installation system
- ☐ Dishwasher-washable filters
- ☐ Finished in black colour
- ☐ Max. pres sure 430 Pa
- ☐ 150/125 mm outlet diameter

### ► Accessories (not included)

Active charcoal filter .....Cod. 02859391 / EAN 8422248001595 .....  
Check valve .....Cod. 02832001 / EAN 8422248044677 .....







## NEBLIA WH



NEBLIA 600 WH

Cod. **02052000** EAN **8422248017596**

Out of EU

NEBLIA 500 WH

Cod. **02088010** EAN **8422248039031**

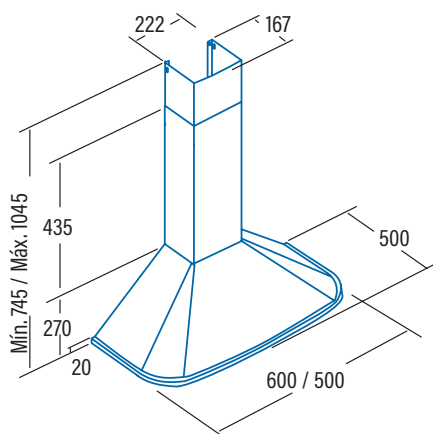
Out of EU

- ❑ Mechanical control panel
- ❑ 3 extraction levels
- ❑ Maximum air flow (free outlet): **1115m³/h**
- ❑ **Minimum sound power: 58dB(A)**, maximum: 72dB(A)
- ❑ M3R motor. Extra silent. Maximum energy consumption **270W**
- ❑ **Halogen lighting E-14**
- ❑ Easy installation system
- ❑ Dishwasher-washable filters
- ❑ Finished in white colour
- ❑ Max. pres sure 430 Pa
- ❑ 150/125 mm outlet diameter

### ► Accessories (not included)

Active charcoal filter .....Cod. 02859391 / EAN 8422248001595 .....

Check valve .....Cod. 02832001 / EAN 8422248044677 .....



## NEBLIA IVORY



NEBLIA 600 IVORY

Cod. **02052803** EAN **8422248059824**

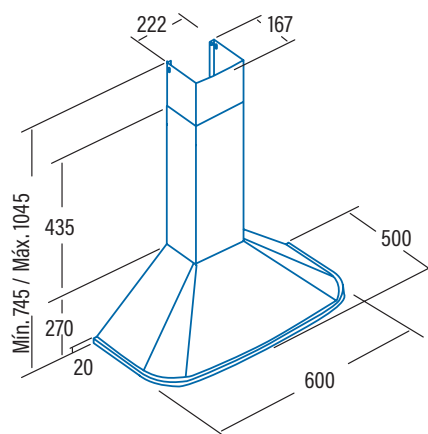
Out of EU

- ❑ Mechanical control panel
- ❑ 3 extraction levels
- ❑ Maximum air flow (free outlet): **1115m³/h**
- ❑ **Minimum sound power: 58dB(A)**, maximum: 72dB(A)
- ❑ M3R motor. Extra silent. Maximum energy consumption **270W**
- ❑ **Halogen lighting E-14**
- ❑ Easy installation system
- ❑ Dishwasher-washable filters
- ❑ Finished in ivory colour
- ❑ Max. pres sure 430 Pa
- ❑ 150/125 mm outlet diameter

### ► Accessories (not included)

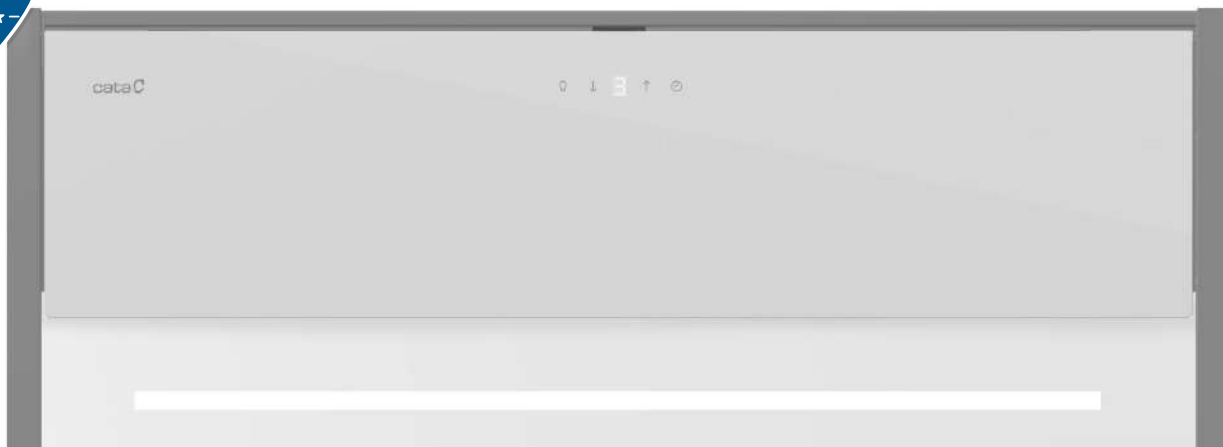
Active charcoal filter .....Cod. 02859391 / EAN 8422248001595 .....

Check valve .....Cod. 02832001 / EAN 8422248044677 .....





## INTEGRATION HOODS




### TENTA WH



TENTA 900 XGWH

Cod. **02189005** EAN **8422248093729**




For furniture with boards from 16 to 19 mm and hulls from 310 to 350 mm deep  
 Pour meubles avec planches de 16 à 19 mm et coques de 310 à 350 mm de profondeur

- ❑ **Touch Control Panel** with digital display, automatic shut-down timer and cleaning filters indicator
- ❑ **AUTO connectivity with automatic control from the CATA hob**
- ❑ 6 extraction levels, 5 + 1 **TURBO**
- ❑ Extraction power (according to UNE/EN 61591): **765,3m³/h** - 245m³/h
- ❑ Maximum air flow (free outlet): **1200m³/h**
- ❑ **Sound power (Reg.(EU) n°65/2014): 46dB(A)**, maximum: 63dB(A)
- ❑ **BRUSHLESS** motor. Ultra silent. Maximum energy consumption **135W**
- ❑ **High-efficiency lighting by intensity-adjustable two-tone warm / natural LED STRIP**
- ❑ Easy-to-install system
- ❑ Dishwasher-washable filters
- ❑ Glass visor furniture protection and **opening for intensive use**
- ❑ White glass finishing
- ❑ Max. Pressure: 357 Pa
- ❑ 150/125 mm outlet diameter
- ❑ **Energy Class: A+**

► **Accessories (not included)**

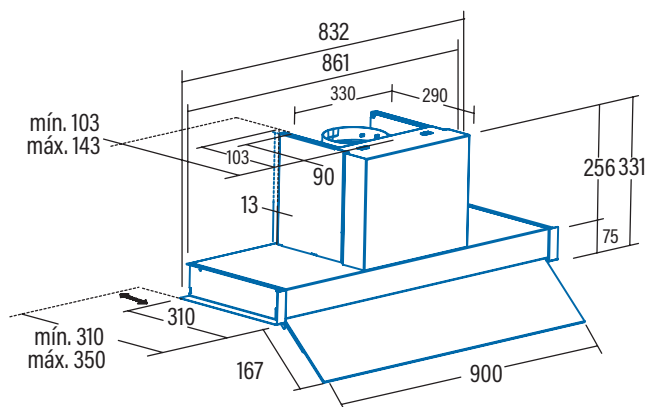
Active charcoal filter .....Cod. 02859399 / EAN 8422248086943 .....  
 Check valve .....Cod. 02832008 / EAN 8422248086837 .....



Front glass visor with opening for intensive use and furniture protection  
 Visière frontale en verre avec ouverture pour une utilisation intensive et protection des meubles



Touch control with easy-access digital display  
 Commande tactile avec affichage numérique d'accès facile





## INTEGRATION HOODS

EASY INSTALLATION GUIDES FOR  
ACCOUNTING FURNITURE FROM  
16 TO 19 MM THICK AND HELMETS  
FROM 310 TO 350 MM DEPTH  
GUIDES D'INSTALLATION FACILES  
POUR DES MEUBLES DE 16 À 19 MM  
D'ÉPAISSEUR ET DES CASQUES DE  
310 À 350 MM DE PROFONDEUR

5 SPEEDS + TURBO / 5 VITESSES + TURBO



TOUCH CONTROL WITH EASY ACCESS AND HANDLING  
DIGITAL DISPLAY  
CONTRÔLE TACTILE AVEC AFFICHAGE NUMÉRIQUE POUR  
ACCÈS ET MANIPULATION FACILE



ALARM CLEANING OF METAL FILTER  
TÉMOIN CONTRÔLE POUR ALERTER DU  
NETTOYAGE DU FILTRE MÉTALLIQUE



ALARM CHANGE OF ACTIVE CARBON FILTER  
TÉMOIN CONTRÔLE POUR ALERTER DU  
CHANGEMENT DE FILTRE À CARBONÉ ACTIF

FRONT GLASS VISOR FOR TOTAL  
PROTECTION OF THE FURNITURE  
AND MAXIMUM COVERAGE OF  
THE COOKING PLATE

VISIÈRE FRONTALE EN VERRE POUR  
UNE PROTECTION COMPLÈTE DES  
MEUBLES ET UNE COUVERTURE  
MAXIMALE DE LA PLAQUE DE  
CUISSON

INTENSITY-ADJUSTABLE TWO-TONE  
WARM / NATURAL LED STRIP  
BANDE LED BICOLORE CHAUDE /  
NATURELLE À INTENSITÉ RÉGLABLE

PROTECTION OF ALL THE  
CORNERS OF THE FURNITURE  
PROTECTION DE TOUS LES  
COINS DES MEUBLES



AUTO CONNECTIVITY WITH AUTOMATIC  
CONTROL FROM THE CATA HOB  
CONNECTIVITÉ AUTO AVEC CONTRÔLE  
AUTOMATIQUE À PARTIR DE LA TABLE DE  
CUISSON CATA





## CORONA

850 m³/h  
High Efficiency Motor



CORONA X 90  
Cod. **02189306** EAN **8422248082327**

CORONA X 70  
Cod. **02186202** EAN **8422248082334**

CORONA X 60  
Cod. **02186205** EAN **8422248084314**


- ☐ **Electronic Control Panel** with digital display automatic shut-down timer
- ☐ 3 extraction levels, 2 + 1 **TURBO**
- ☐ Extraction power (according to UNE/EN 61591): **850m³/h** - 340m³/h
- ☐ Maximum air flow (free outlet): **1200m³/h**
- ☐ **Sound power (Reg.(EU) n°65/2014): 50dB(A)**, maximum: 65dB(A)
- ☐ BT3 motor. Ultra silent. Maximum energy consumption **280W**
- ☐ **High efficiency strip led lighting**
- ☐ Easy-to-install system
- ☐ Fully stainless steel washable dishwasher filters
- ☐ **Glass Visor**
- ☐ Stainless steel finishing
- ☐ Max. Pressure: 470 Pa
- ☐ 150/125 mm outlet diameter
- ☐ **Energy Class: A**

► **Accessories (not included)**


Active charcoal filter ..... Cod. 02859398 / EAN 8422248075497 .....  
Check valve ..... Cod. 02832004 / EAN 8422248480499 .....



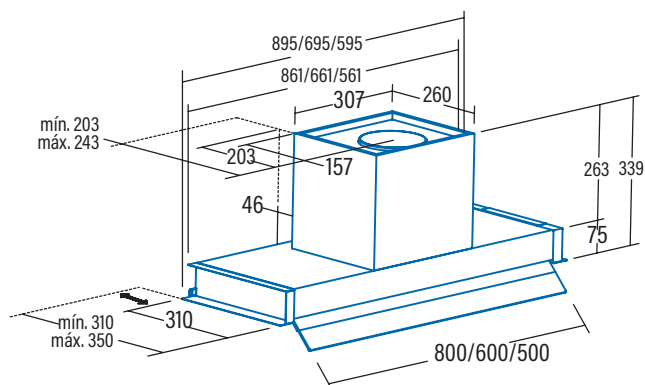
For furniture with panels from 16 to 19 mm / Pour meubles avec planches de 16 à 19 mm



New multiposition hinge  
*Nouvelle charnière multi-positions*



Premium filters panelled with large suction surface  
*Filtres à panneaux haut de gamme avec grande surface d'aspiration*







## ARMONIA



ARMONIA X 90

Cod. **02189307** EAN **8422248082341**

ARMONIA X 60

Cod. **02186203** EAN **8422248082358**

- ☐ **Mechanical control panel**
- ☐ 3 extraction levels
- ☐ Extraction power (according to UNE/EN 61591): **645m³/h** - 385m³/h
- ☐ Maximum air flow (free outlet): **1115m³/h**
- ☐ **Sound power (Reg.(EU) n°65/2014): 57dB(A)**, maximum: 71dB(A)
- ☐ M3R motor. Ultra silent. Maximum energy consumption **270W**
- ☐ **High efficiency led lighting**
- ☐ Easy-to-install system
- ☐ Dishwasher-washable filters
- ☐ **Glass Visor**
- ☐ Stainless steel finishing
- ☐ Max. Pressure: 430 Pa
- ☐ 150/125 mm outlet diameter
- ☐ Energy Class: C


► **Accessories (not included)**

Active charcoal filter .....Cod. 02859391 / EAN 8422248001595.....

Check valve .....Cod. 02832001 / EAN 8422248044677.....



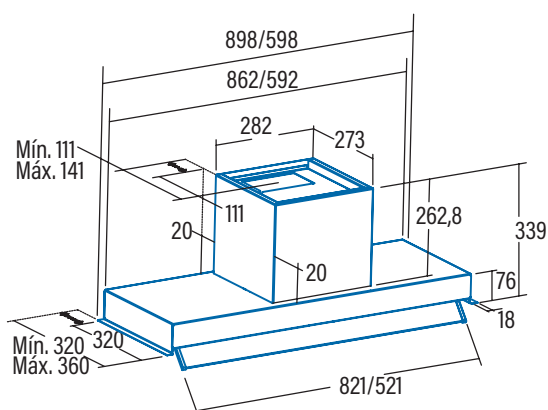
For furniture with panels from 16 to 19 mm / Pour meubles avec planches de 16 à 19 mm



Glass visor furniture protection  
*Visière en verre protégeant les meubles*



Great suction surface  
*Grande surface d'aspiration*





## INSERTS

### GC DUAL Folding panel perimeter extraction

DUAL concept: Brings together the advantages of a flush-mounted unit and a conventional hood. It can work with the glass closed or open.

#### Glass closed:

The hood is completely invisible from the front.

In this position, the perimeter suction effect occurs, reducing noise and promoting suction at the perimeters.

Greater visibility of the cooking plane.

The anti-grease filters are hidden.

Recommended position for gentle or medium cooking with 1 or 2 cooking zones and for long periods.



#### Glass open:

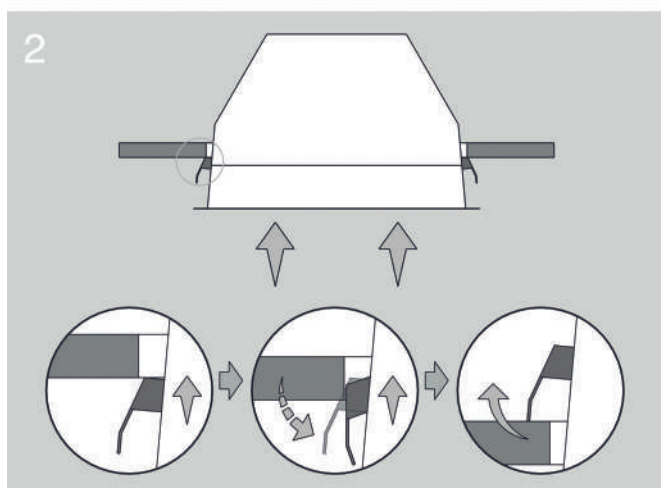
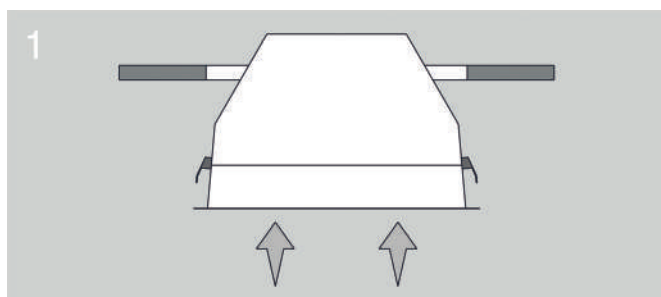
Allows greater vision and use of the controls.

The suction coverage area is expanded to the front of the cooking hob.

Protection of the front of the kitchen unit from steam and smoke.

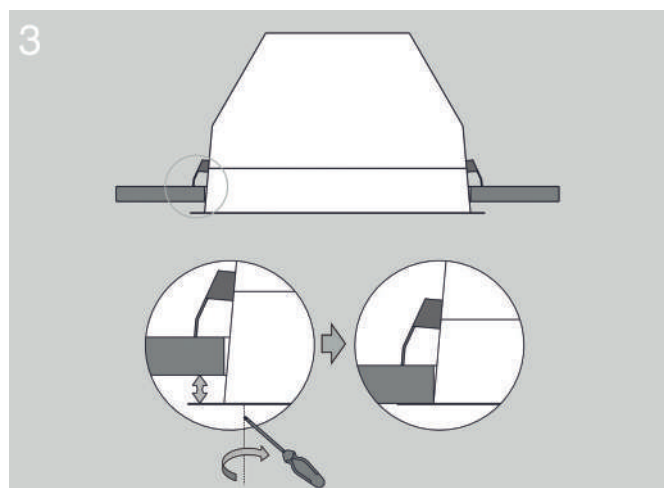
More direct suction.

Recommended position for intensive cooking or use of 3 or 4 cooking zones at the same time.



## Easy to install

CATA offers an exclusive, innovative system making the hood easier to install and allowing it to be fitted very easily, with great precision, by just one person. New, convenient, ergonomic anchoring system, offering an excellent end result.







## GC DUAL A WH

High Efficiency Motor



GC DUAL 75 WH

Cod. **02131207** EAN **8422248078313**

GC DUAL 45 WH

Cod. **02130207** EAN **8422248078290**

## GC DUAL A BK

High Efficiency Motor



GC DUAL 75 BK

Cod. **02131208** EAN **8422248078320**

GC DUAL 45 BK

Cod. **02130208** EAN **8422248078306**

- ☐ Touch Control Panel with automatic shut-down timer and cleaning filters indicator
- ☐ Perimeter extraction with **dual swing panel**
- ☐ 4 extraction levels, 3 + 1 **TURBO**
- ☐ Extraction power (according to UNE/EN 61591): **820m³/h** - 340m³/h
- ☐ Maximum air flow (free outlet): **1200m³/h**
- ☐ **Sound power (Reg.(EU) n°65/2014): 50dB(A)**, maximum: 65dB(A)
- ☐ BT3 motor. Extra silent. Maximum energy consumption **280W**
- ☐ **High efficiency Led lighting, adjustable intensity**
- ☐ Easy-to-install system
- ☐ Dishwasher-washable filters
- ☐ Finished in **White glass**
- ☐ Max. Pressure: 470 Pa
- ☐ 150 mm outlet diameter
- ☐ **Energy Class: A**

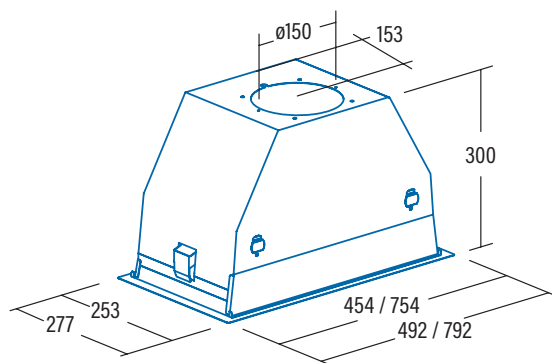
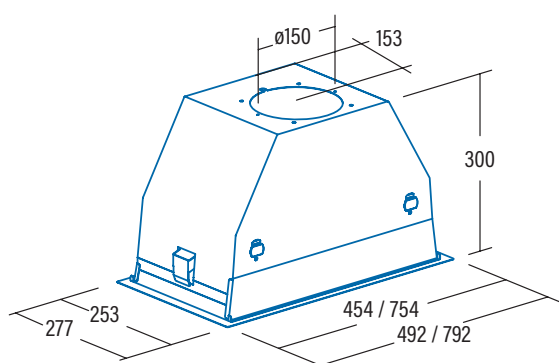
### ► Accessories (not included)

Active charcoal filter .....Cod. 02859398 / EAN 8422248075497 .....  
Check valve .....Cod. 02832004 / EAN 8422248480499 .....

- ☐ Touch Control Panel with automatic shut-down timer and cleaning filters indicator
- ☐ Perimeter extraction with **dual swing panel**
- ☐ 4 extraction levels, 3 + 1 **TURBO**
- ☐ Extraction power (according to UNE/EN 61591): **820m³/h** - 340m³/h
- ☐ Maximum air flow (free outlet): **1200m³/h**
- ☐ **Sound power (Reg.(EU) n°65/2014): 50dB(A)**, maximum: 65dB(A)
- ☐ BT3 motor. Extra silent. Maximum energy consumption **280W**
- ☐ **High efficiency Led lighting, adjustable intensity**
- ☐ Easy-to-install system
- ☐ Dishwasher-washable filters
- ☐ Finished in **Black glass**
- ☐ Max. Pressure: 470 Pa
- ☐ 150 mm outlet diameter
- ☐ **Energy Class: A**

### ► Accessories (not included)

Active charcoal filter .....Cod. 02859398 / EAN 8422248075497 .....  
Check valve .....Cod. 02832004 / EAN 8422248480499 .....





## INSERTS



### GP

High Efficiency Motor



GP 75 X

Cod. **02131303** EAN **8422248075190**

GP 45 X

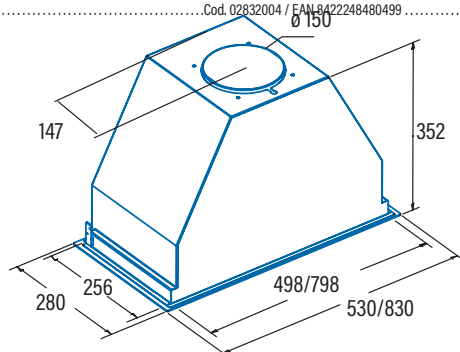
Cod. **02130303** EAN **8422248075206**

- ☐ **Electronic Control Panel** with digital display automatic shut-down timer and cleaning filters indicator
- ☐ 4 extraction levels, 3 + 1 **TURBO**
- ☐ Extraction power (according to UNE/EN 61591): **820m³/h** - 340m³/h
- ☐ Maximum air flow (free outlet): 1200m³/h
- ☐ **Sound power (Reg.(EU) n°65/2014): 50dB(A)**, maximum: 65dB(A)
- ☐ BT3 motor. Extra silent. Maximum energy consumption **280W**
- ☐ **High efficiency Led lighting, adjustable intensity**
- ☐ Easy-to-install system
- ☐ Dishwasher-washable filters
- ☐ Stainless steel finishing
- ☐ Max. Pressure: 470 Pa
- ☐ 150 mm outlet diameter
- ☐ **Energy Class: A**

#### ► Accessories (not included)

Active charcoal filter ..... Cod. 02859398 / EAN 8422248075497

Check valve ..... Cod. 02832004 / EAN 8422248480499





**GL**

High Efficiency Motor



GL 75 X

Cod. **02131305** EAN **8422248077835**

GL 45 X

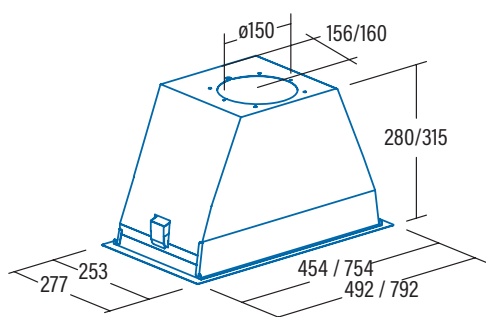
Cod. **02030305** EAN **8422248077842**

- ❑ **Touch Control Panel** with automatic shut-down timer and cleaning filters indicator
- ❑ 4 extraction levels, 3 + 1 TURBO
- ❑ Extraction power (according to UNE/EN 61591): **820m³/h** - 340m³/h
- ❑ Maximum air flow (free outlet): **1200m³/h**
- ❑ **Sound power (Reg.(EU) n°65/2014): 50dB(A)**, maximum: 65dB(A)
- ❑ BT3 motor. Extra silent. Maximum energy consumption **280W**
- ❑ **High efficiency Led lighting, adjustable intensity**
- ❑ Easy-to-install system
- ❑ Dishwasher-washable filters
- ❑ Finished in Stainless steel
- ❑ Max. Pressure: 470 Pa
- ❑ 150/125 mm Outlet diameter
- ❑ **Energy Class: A**

► **Accessories (not included)**

Active charcoal filter .....Cod. 02859398 / EAN 8422248075497.....

Check valve .....Cod. 02832004 / EAN 8422248480499.....

**GT PLUS**

High Efficiency Motor



GT PLUS 45 X

Cod. **02030307** EAN **8422248087346**

GT PLUS 45 WH

Cod. **02030007** EAN **8422248087353**

GT PLUS 45 BK

Cod. **02030407** EAN **8422248087360**

GT-PLUS 45 X

Cod. **02030301** EAN **8422248054942**

Out of EU

GT-PLUS 45 WH

Cod. **02030001** EAN **8422248054928**

Out of EU

GT-PLUS 45 BK

Cod. **02030401** EAN **8422248054935**

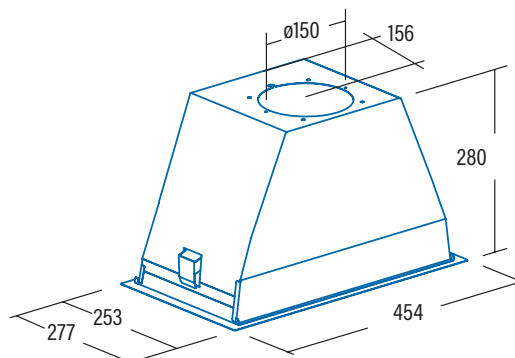
Out of EU

- ❑ **Mechanical Control Panel**
- ❑ 3 extraction levels
- ❑ Extraction power (according to UNE/EN 61591): **645m³/h** - 300m³/h
- ❑ Maximum air flow (free outlet): **1115m³/h**
- ❑ **Sound power (Reg.(EU) n°65/2014): 50dB(A)**, maximum: 65dB(A)
- ❑ BT2 motor. Extra silent. Maximum energy consumption **200W**
- ❑ **High efficiency Led lighting**
- ❑ **Halogen Lighting (Out of EU)**
- ❑ Easy-to-install system
- ❑ Dishwasher-washable filters
- ❑ Finished in Stainless steel, white or black
- ❑ Max. Pressure: 400 Pa
- ❑ 150/125 mm Outlet diameter
- ❑ **Energy Class: C**

► **Accessories (not included)**

Active charcoal filter .....Cod. 02859398 / EAN 8422248075497.....

Check valve .....Cod. 02832004 / EAN 8422248480499.....





## INSERTS



### G50 LUX



G 50 LUX GBK  
Cod. **02130402** EAN **8422248082723**

G 50 LUX GWH  
Cod. **02130005** EAN **8422248082709**

G 50 LUX X  
Cod. **02130302** EAN **8422248082716**

- ☐ **Mechanical Control Panel**
- ☐ 3 extraction levels
- ☐ Extraction power (according to UNE/EN 61591): **400m³/h** - 210m³/h
- ☐ Maximum air flow (free outlet): **620m³/h**
- ☐ **Sound power (Reg.(EU) n°65/2014): 50dB(A)**, maximum: 62dB(A)
- ☐ K7 PLUS motor. Extra silent. Maximum energy consumption **95W**
- ☐ **High efficiency Led lighting**
- ☐ Easy-to-install system
- ☐ Dishwasher-washable filters
- ☐ Finished in Stainless steel, white or black
- ☐ Max. Pressure: 200 Pa
- ☐ 150/125 mm Outlet diameter
- ☐ Energy Class: C

#### ► Accessories (not included)

Active charcoal filter .....Cod. 02825263 / EAN 8422248006552 .....  
Check valve .....Cod. 02849003 / EAN 8422248044653 .....

### G45



G 45 X  
Cod. **02039305** EAN **8422248087377**

G 45 WH  
Cod. **02039005** EAN **8422248087384**

G 45 X  
Cod. **02039301** EAN **8422248015349**

Out of EU

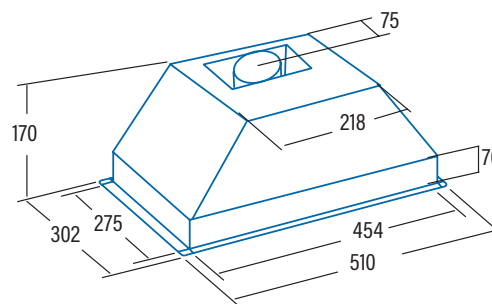
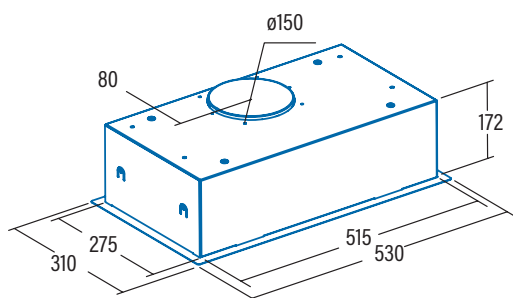
G 45 WH  
Cod. **02039001** EAN **8422248015356**

Out of EU

- ☐ **Slider Control Panel**
- ☐ 2 extraction levels
- ☐ Extraction power (according to UNE/EN 61591): **390m³/h** - 150m³/h
- ☐ Maximum air flow (free outlet): **600m³/h**
- ☐ **Sound power (Reg.(EU) n°65/2014): 45dB(A)**, maximum: 57dB(A)
- ☐ Tangential motor. Extra silent. Maximum energy consumption 100W
- ☐ **Iluminación LED E-14 (EU Models)**
- ☐ **Halogen Lighting E-14**
- ☐ Easy-to-install system.
- ☐ Dishwasher-washable filters
- ☐ Finished in Stainless Steel or white
- ☐ Max pressure. 194 Pa
- ☐ 120 mm Outlet diameter
- ☐ Energy Class: D (EU Models)

#### ► Accessories (not included)

Active charcoal filter .....Cod. 02825263 / EAN 8422248006552 .....  
Check valve .....Cod. 02849003 / EAN 8422248044653 .....







## TFH 7600 GWH



TFH 7600 GWH

Cod. **02010203** EAN **8422248061940**

TFH 7600 GBK

Cod. **02010303** EAN **8422248061957**



## TFH 7600 X



TFH 7600 X

Cod. **02010305** EAN **8422248069588**

- ❑ **Touch Control Panel** with automatic shut-down timer and cleaning filters indicator
- ❑ 5 extraction levels, 4 + 1 **TURBO**
- ❑ **1<sup>st</sup> speed silent mode**
- ❑ Extraction power (according to UNE/EN 61591): **820m³/h** - 200m³/h
- ❑ Maximum air flow (free outlet): **1200m³/h**
- ❑ **Sound power (Reg.(EU) n°65/2014): 40dB(A)**, maximum: 64dB(A)
- ❑ **BRUSHLESS** motor. Extra silent. Maximum energy consumption **130W**
- ❑ **High efficiency Led lighting, adjustable intensity**
- ❑ **Easy-to-clean inner panel**
- ❑ Easy-to-install system
- ❑ Dishwasher-washable filters
- ❑ Finished in white / black glass
- ❑ Max. Pressure: 470 Pa
- ❑ 150/125 mm Outlet diameter
- ❑ **Energy Class: A**

### ► Accessories (not included)

Active charcoal filter .....Cod. 02825263 / EAN 8422248006552 .....

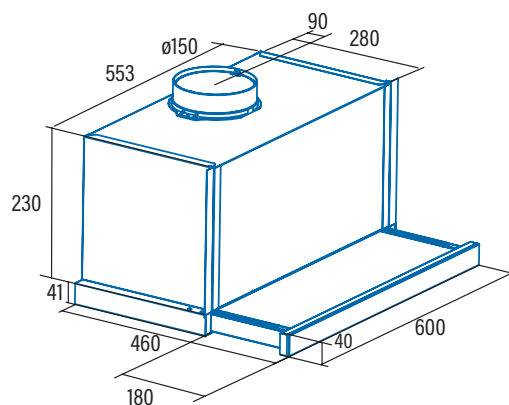
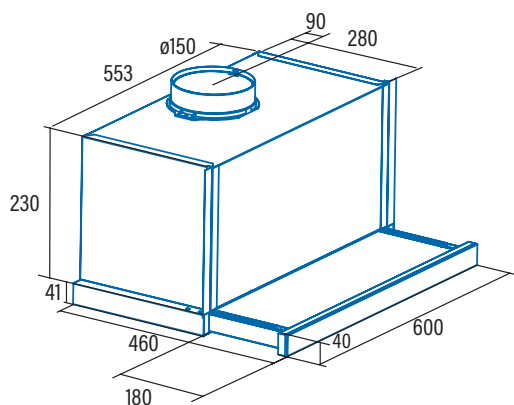
Check valve .....Cod. 02832004 / EAN 8422248480499 .....

- ❑ **Electronic Control Panel** with digital display automatic shut-down timer and filters
- ❑ 5 extraction levels, 4 + 1 **TURBO**
- ❑ **1<sup>st</sup> speed silent mode**
- ❑ Extraction power (according to UNE/EN 61591): **820m³/h** - 200m³/h
- ❑ Maximum air flow (free outlet): **1200m³/h**
- ❑ **Sound power (Reg.(EU) n°65/2014): 40dB(A)**, maximum: 64dB(A)
- ❑ **BRUSHLESS** motor. Extra silent. Maximum energy consumption **130W**
- ❑ **High efficiency Led lighting, adjustable intensity**
- ❑ **Easy-to-clean inner panel**
- ❑ Easy-to-install system
- ❑ Dishwasher-washable filters
- ❑ Finished in stainless steel
- ❑ Max. Pressure: 470 Pa
- ❑ 150/125 mm Outlet diameter
- ❑ **Energy Class: A**

### ► Accessories (not included)

Active charcoal filter .....Cod. 02825263 / EAN 8422248006552 .....

Check valve .....Cod. 02832004 / EAN 8422248480499 .....





## TELESCOPIC



### TFH 6630



TFH 6630 X  
Cod. **02010300** EAN **8422248082365**

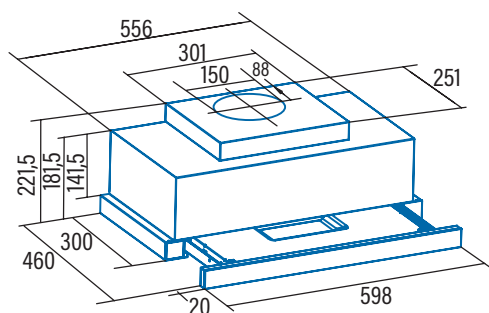
TFH 6630 WH  
Cod. **02010301** EAN **8422248082396**

TFH 6630 BK  
Cod. **02010302** EAN **8422248082402**

- ☐ **Touch Control Panel** with digital display, automatic shut-down timer and cleaning filters indicator
- ☐ 6 extraction levels, 5 + 1 **TURBO**
- ☐ Extraction power (according to UNE/EN 61591): **605m³/h** - 210m³/h
- ☐ Maximum air flow (free outlet): **1000m³/h**
- ☐ **Sound power (Reg.(EU) n°65/2014): 47dB(A)**, maximum: 64dB(A)
- ☐ BRUSHLESS motor. Extra silent. Maximum energy consumption **90W**
- ☐ **High efficiency Strip Led lighting adjustable intensity**
- ☐ Easy-to-install system
- ☐ **Stainless steel base and panelled filters washable in dishwasher (TFH 6630 X)**
- ☐ Finished in white / black / stainless steel
- ☐ Max. Pressure: 315 Pa
- ☐ 150/125 mm Outlet diameter
- ☐ **Energy Class: A+**

► **Accessories (not included)**

Active charcoal filter .....Cod. 02859394 / EAN 8422248038782.....  
Check valve .....Cod. 02832004 / EAN 8422248480499 .....



### TF 2003 GWH/GBK



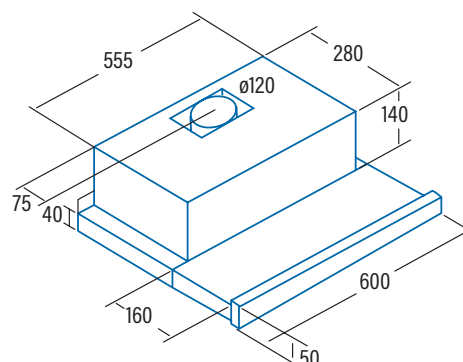
TF 2003 GWH  
Cod. **02017202** EAN **8422248062008**

TF 2003 GBK  
Cod. **02017203** EAN **8422248062015**

- ☐ **Mechanical control panel**
- ☐ 2 extraction levels
- ☐ Extraction power (according to UNE/EN 61591): **390m³/h** - 150m³/h
- ☐ Maximum air flow (free outlet): **600m³/h**
- ☐ **Sound power (Reg.(EU) n°65/2014): 45.5dB(A)**, maximum: 57dB(A)
- ☐ Tangential motor. Extra silent. Maximum energy consumption **100W**
- ☐ **High efficiency LED lighting**
- ☐ Easy-to-clean inner panel
- ☐ Easy-to-install system
- ☐ Dishwasher-washable filters
- ☐ **Finished in black/white glass front panel**
- ☐ Max. pressure 194 Pa
- ☐ 120mm outlet diameter
- ☐ Energy Class: C

► **Accessories (not included)**

Active charcoal filter .....Cod. 02825263 / EAN 8422248006552.....  
Check valve .....Cod. 02849003 / EAN 8422248044653 .....





## TELESCOPIC

# CONTROL TC TFH6i

Touch control for telescopes with digital display.  
*Commande tactile pour télescopes avec affichage numérique.*

## LIGHTING CONTROL CONTRÔLE D'ÉCLAIRAGE

Adjusting the desired light intensity.  
*Réglage de l'intensité lumineuse souhaitée.*



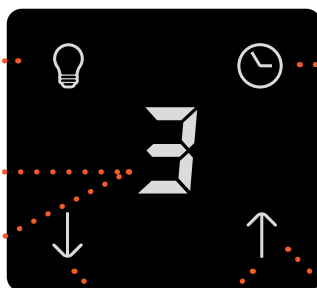
## RECIRCULATION

Active charcoal filter change warning.  
*Témoin contrôle du changement de filtre à charbon actif.*



## CLEAN FILTERS / NETTOYAGE DES FILTRES

Metal filter cleaning warning.  
*Témoin contrôle de nettoyage du filtre métallique.*



## TIMER / MINUTEUR

Turn off the light and engine progressively after a few minutes to ensure odor and smoke removal after cooking.

*Éteignez progressivement la lumière et le moteur après quelques minutes pour assurer l'élimination de la fumée et des odeurs après la cuisson.*

## MOTOR CONTROL CONTRÔLE MOTEUR

Precise adjustment of motor speed to each cooking situation by means of 5 speeds + TURBO.

*Réglage précis de la vitesse du moteur à chaque situation de cuisson grâce à 5 vitesses + TURBO.*

## TURBO

Direct TURBO activation by pressing and holding to eliminate excess smoke and odors immediately.

*Activation directe de TURBO en appuyant et en maintenant la touche enfoncé pour éliminer immédiatement les fumées et odeurs en excès.*



## AUTO ON

Extending the front panel activates the motor and light as per the last hood usage conditions.

*L'extension du panneau frontale met en marche le moteur et l'éclairage dans les dernières conditions d'utilisation de la hotte.*

## AUTO OFF

Closing the front panel starts the TIMER process and turns off the light and the motor progressively after a few minutes to ensure smoke and odor removal after cooking.

*La fermeture du panneau frontale active le processus TIMER, qui éteint progressivement la lumière et le moteur après quelques minutes pour assurer l'élimination de la fumée et des odeurs après la cuisson.*



## TELESCOPIC



## TF 2003 DURALUM



TF 2003 DURALUM 900

Cod. **02094305** EAN **8422248061964**

TF 2003 DURALUM 700

Cod. **02089305** EAN **8422248061971**

TF-2003 DURALUM 600

Cod. **02017305** EAN **8422248061988**

TF 2003 DURALUM 900

Cod. **02094303** EAN **8422248052702**

Out of EU

TF 2003 DURALUM 700

Cod. **02089303** EAN **8422248052696**

Out of EU

TF-2003 DURALUM 600

Cod. **02017303** EAN **8422248052689**

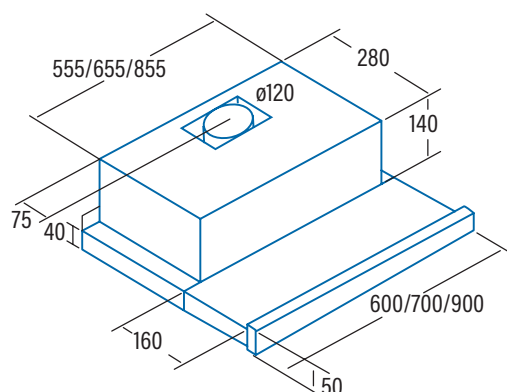
Out of EU

- ☐ **Mechanical control panel**
- ☐ 2 extraction levels
- ☐ Extraction power (according to UNE/EN 61591): **390m³/h** - 150m³/h
- ☐ Maximum air flow (free outlet): **600m³/h**
- ☐ **Sound power (Reg.(EU) n°65/2014): 45.5dB(A)**, maximum: 57dB(A)
- ☐ Tangential motor. Extra silent. Maximum energy consumption **100W**
- ☐ **High efficiency LED lighting**
- ☐ Easy-to-clean inner panel
- ☐ Easy-to-install system
- ☐ Dishwasher-washable filters
- ☐ **Finished in Stainless steel fingerprint free DurAlum**
- ☐ **Replaceable handrail**
- ☐ Max. pressure 194 Pa
- ☐ 120mm outlet diameter
- ☐ Energy Class: C

► **Accessories (not included)**

Active charcoal filter .....Cod. 02825263 / EAN 8422248006552.....

Check valve .....Cod. 02849003 / EAN 8422248044653.....



## TF 2003 X



TF 2003 600 X

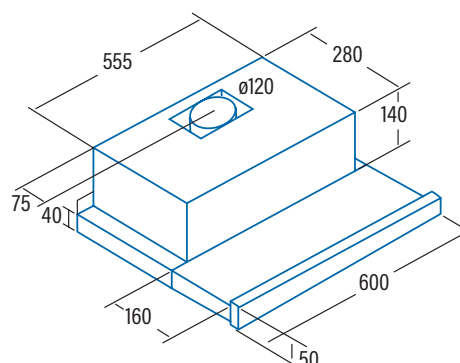
Cod. **02017306** EAN **8422248068819**

- ☐ **Mechanical control panel**
- ☐ 2 extraction levels
- ☐ Extraction power (according to UNE/EN 61591): **390m³/h** - 150m³/h
- ☐ Maximum air flow (free outlet): **600m³/h**
- ☐ **Sound power (Reg.(EU) n°65/2014): 45.5dB(A)**, maximum: 57dB(A)
- ☐ Tangential motor. Extra silent. Maximum energy consumption **100W**
- ☐ **High efficiency LED lighting**
- ☐ **Easy-to-clean inner panel**
- ☐ Easy-to-install system
- ☐ Dishwasher-washable filters
- ☐ **Panelled filters washable in dishwasher**
- ☐ **Stainless steel base**
- ☐ **Replaceable handrail**
- ☐ Max. pressure 194 Pa
- ☐ 120mm outlet diameter
- ☐ Energy Class: C

► **Accessories (not included)**

Active charcoal filter .....Cod. 02825263 / EAN 8422248006552.....

Check valve .....Cod. 02849003 / EAN 8422248044653.....





## TELESCOPIC

NEW



## TFB 2003



TFB-2003 X  
Cod. **02010306** EAN **8422248088770**

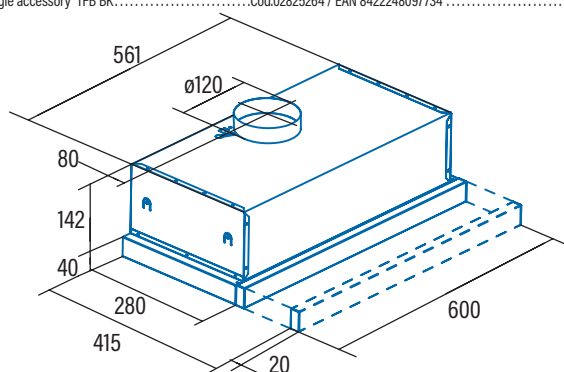
TFB-2003 GWH  
Cod. **02010307** EAN **8422248088787**

TFB-2003 GBK  
Cod. **02010403** EAN **8422248094115**

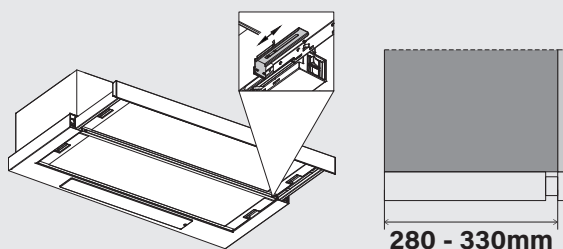
- ☐ Mechanical control panel
- ☐ 3 extraction levels
- ☐ Extraction power (according to UNE/EN 61591): 390m³/h - 190m³/h
- ☐ Maximum air flow (free outlet): 600m³/h
- ☐ Sound power (Reg.(EU) n°65/2014): 59dB(A), maximum: 70dB(A)
- ☐ Tangential motor. Extra silent. Maximum energy consumption 95W
- ☐ High efficiency Strip LED lighting
- ☐ Easy-to-install system
- ☐ Dishwasher-washable filters
- ☐ Finished in Stainless steel, white or black
- ☐ Replaceable handrail
- ☐ Max. pressure 250Pa
- ☐ 120mm outlet diameter
- ☐ Energy Class: B

► Accessories (not included)

Active charcoal filter .....	Cod. 02859394 / EAN 8422248038782
Check valve .....	Cod.02849004 / EAN 8422248097727
Rear angle accessory TFB X .....	Cod.02825291 / EAN 8422248097925
Rear angle accessory TFB WH .....	Cod.02825289 / EAN 8422248095136
Rear angle accessory TFB BK .....	Cod.02825264 / EAN 8422248097734

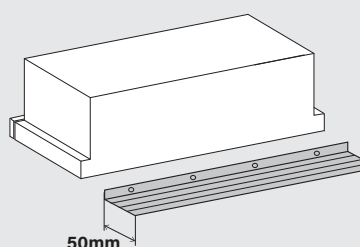


## INSTALLATION TFB 2003



280 - 330mm

Closing regulation stops for adjusting kitchen cabinets from 280 to 330mm.  
Arrête de réglage de fermeture pour les armoires de cuisine de 280 à 330 mm.



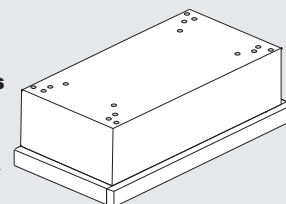
50mm

\* Rear angle accessory for extra 50mm adjustment  
**not included in the product.**

\* Accessoire d'angle arrière pour un réglage supplémentaire de 50mm  
**non inclus dans le produit.**

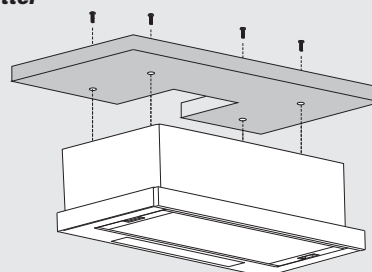
**Multiple installation possibilities in a single hood with Universal fixings for replacement.**

**Nombreuses possibilités d'installation avec fixations universelles pour le remplacement de la hotte.**



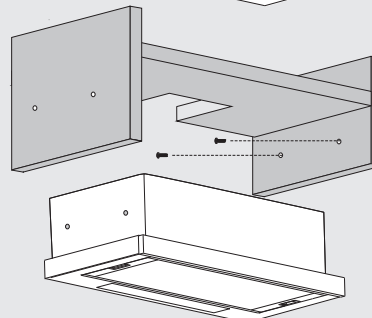
**Top shelf fixing**

**Fixation de l'étagère supérieure**



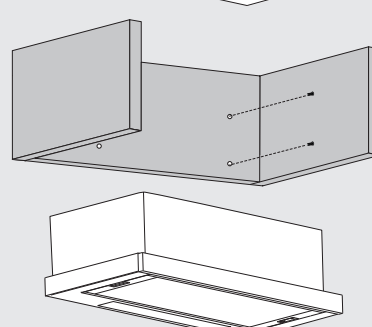
**Lateral Fixation**

**Fixation latérale**



**Rear Fixation**

**Fixation arrière**





## TELESCOPIC



### TF 3600



TF 3600 BK  
Cod. **02017402** EAN **8422248053938**

Out of EU

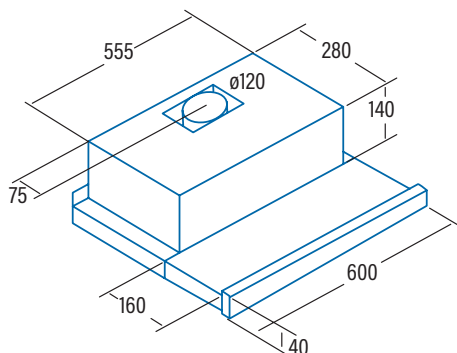
TF 3600 WH  
Cod. **02017002** EAN **8422248053921**

Out of EU

- ☐ **Touch Control Panel** with automatic shut-down timer and cleaning filters indicator
- ☐ 3 extraction levels
- ☐ Maximum air flow (free outlet): **600m³/h**
- ☐ **Minimum sound power: 60dB(A)**, maximum: 66dB(A)
- ☐ 2 motors. Extra silent. Maximum energy consumption 2x125W
- ☐ **Adjustable intensity halogen lighting**
- ☐ Easy-to-install system
- ☐ Dishwasher-washable filters
- ☐ Finished in Black/white glass front panel
- ☐ Max. pressure 285 Pa
- ☐ 120 mm outlet diameter

#### ► Accessories (not included)

Active charcoal filter .....Cod. 02846762 / EAN 8422248001816.....  
Check valve .....Cod. 02849002 / EAN 8422248044394.....



### TF 2motors



TF 5260 X, 2x95W motors  
Cod. **02034305** EAN **8422248003377**

Out of EU

TF 5260 WH, 2x95W motors  
Cod. **02034005** EAN **8422248003346**

Out of EU

TF 5260 BK, 2x95W motors  
Cod. **02034405** EAN **8422248003360**

Out of EU

TF 5250 X, 2x125W motors  
Cod. **02097300** EAN **8422248024488**

Out of EU

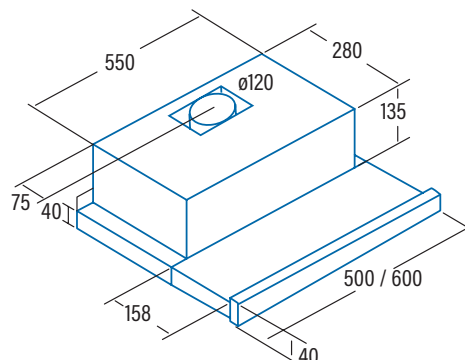
TF 5250 WH, 2x125W motors  
Cod. **02097000** EAN **8422248024471**

Out of EU

- ☐ **Sliding Control Panel**
- ☐ 3 extraction levels
- ☐ 2x125W motors
  - Maximum air flow (free outlet): **600m³/h**
  - **Minimum sound power: 60dB(A)**, maximum: 66dB(A)
  - Max. pressure 285 Pa
- ☐ 2x95W motor
  - Maximum air flow (free outlet): **600m³/h**
  - **Minimum sound power: 59dB(A)**, maximum: 65dB(A)
  - Max. pressure 231 Pa
- ☐ **Halogen lighting E-14**
- ☐ Easy-to-install system
- ☐ Dishwasher-washable filters
- ☐ Finished in white/black glass front panel
- ☐ 120mm outlet diameter

#### ► Accessories (not included)

Active charcoal filter .....Cod. 02846762 / EAN 8422248001816.....  
Check valve .....Cod. 02849002 / EAN 8422248044394.....







## TF 5060\_1motor



TF 5060 X, 1 motor  
Cod. **02033303** EAN **8422248009515**

Out of EU

TF 5060 X, 1 motor  
Cod. **02033309** EAN **8422248086059**



## TFB 5060



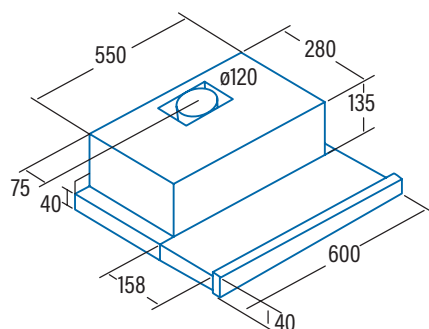
TFB-5060 X  
Cod. **02034600** EAN **8422248089913**

TFB-5060 WH  
Cod. **02034010** EAN **8422248094139**

- ☐ **Sliding Control Panel**
- ☐ 3 extraction levels
- ☐ Extraction power (according to UNE/EN 61591): **197m³/h** - 96m³/h - (EU Model)
- ☐ Maximum air flow (free outlet): **350m³/h**
- ☐ **Sound power (Reg.(EU) n°65/2014): 46dB(A)**, maximum: 62dB(A) (EU Model) / **51dB(A)**, maximum: 65dB(A)
- ☐ 1 Motor. Maximum energy consumption 65W (EU Model) / 125W
- ☐ Max. pressure 325 (EU Model) / 205 Pa
- ☐ **Halogen lighting E-14 / LED E-14 (EU Model)**
- ☐ Easy-to-install system
- ☐ Dishwasher-washable filters
- ☐ Finished in stainless steel front panel
- ☐ 120mm outlet diameter
- ☐ Energy Class: C (EU Model)

► **Accessories (not included)**

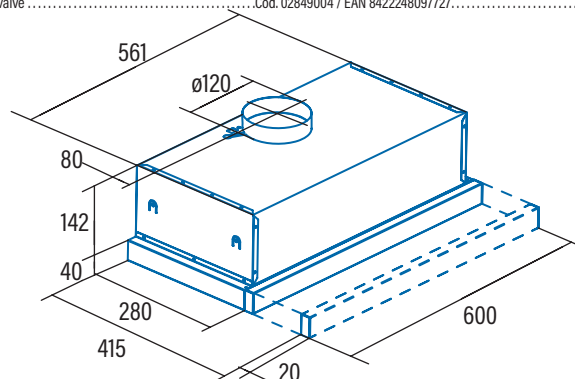
Active charcoal filter .....Cod. 02846762 / EAN 8422248001816.....  
Check valve .....Cod. 02849002 / EAN 8422248044344.....



- ☐ **Mechanical Control Panel**
- ☐ 3 extraction levels
- ☐ Extraction power (according to UNE/EN 61591): **213m³/h** - 120m³/h
- ☐ Maximum airflow (free outlet): **350m³/h**
- ☐ **Sound power (Reg.(EU) no65/2014): 49dB(A)**, maximum: 61dB(A)
- ☐ Tangential motor. Ultra silent. Maximum energy consumption 45W
- ☐ **High efficiency lighting with compact strip LED**
- ☐ Multiple easy-to-install systems
- ☐ Dishwasher-washable filters
- ☐ Stainless steel and white finishing
- ☐ Replaceable handrail
- ☐ Max. Pressure: 180 Pa
- ☐ 120 mm outlet diameter
- ☐ Energy Class: B

► **Accessories (not included)**

Active charcoal filter .....Cod. 02859394 / EAN 8422248038782.....  
Check valve .....Cod. 02849004 / EAN 8422248097727.....





## CONVENTIONAL



### TF



TF 5260 X\_2 MOTORES  
Cod. **02034310** EAN **8422248082129**

TF 5260 WH\_2 MOTORES  
Cod. **02034501** EAN **8422248082136**

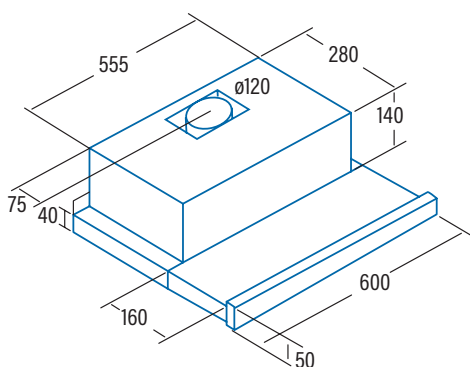
TF 5250 X\_2 MOTORES  
Cod. **02097305** EAN **8422248086264**

TF 5250 WH\_2 MOTORES  
Cod. **02097002** EAN **8422248086271**

- ☐ **Sliding Control Panel**
- ☐ 3 extraction levels
- ☐ Extraction power (according to UNE/EN 61591): **325m³/h** - 175m³/h (EU Model)
- ☐ Maximum air flow (free outlet): **350m³/h**
- ☐ **Sound power (Reg.(EU) n°65/2014): 54dB(A)**, maximum: 68dB(A)
- ☐ 2 Motor. Maximum energy consumption 2 x 65W
- ☐ Max. pressure 325 (EU Model) / 205 Pa
- ☐ **LED E-14 lighting**
- ☐ Easy-to-install system
- ☐ Dishwasher-washable filters
- ☐ Finished in white glass or stainless steel front panel
- ☐ 120mm outlet diameter
- ☐ Energy Class: D

#### ► Accesorios (no incluidos)

Filtro de Carbón Activo .....Cod. 02846762 / EAN 8422248001816.....  
Válvula antirretorno .....Cod. 02849002 / EAN 8422248044394.....



### S BOX

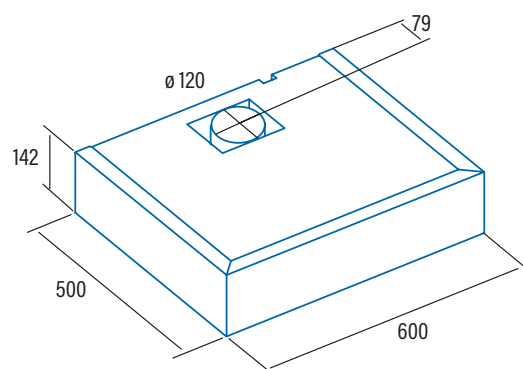


S BOX  
Cod. **02001301** EAN **8422248062039**

- ☐ **Mechanical control panel**
- ☐ 3 extraction levels
- ☐ Extraction power (according to UNE/EN 61591): **390m³/h** - 150m³/h
- ☐ Maximum air flow (free outlet): **600m³/h**
- ☐ **Sound power (Reg.(EU) n°65/2014): 45dB(A)**, maximum: 57dB(A)
- ☐ Tangential motor. Extra silent. Maximum energy consumption **100W**
- ☐ **Low consumption lighting**
- ☐ Easy-to-install system
- ☐ Dishwasher-washable filters
- ☐ Finished in stainless steel
- ☐ Max. pressure 194Pa
- ☐ 120mm outlet diameter
- ☐ Energy Class: C

#### ► Accesorios (not included)

Active charcoal filter .....Cod. 02804300 / EAN 8422248011976.....  
Check valve .....Cod. 02849003 / EAN 8422248044653.....





## CONVENTIONAL



## F - X/WH/BK



F 2260 X\_2 MOTORES  
Cod. **02013309** EAN **8422248082051**

F 2060 X\_1 MOTOR  
Cod. **02011309** EAN **8422248082075**

F 2050 X\_1\_MOTOR  
Cod. **02015306** EAN **8422248086103**

F 2260 WH\_2 MOTORES  
Cod. **02013007** EAN **8422248082082**

F 2060 WH\_1 MOTOR  
Cod. **02011012** EAN **8422248082105**

F 2060 WH\_1\_MOTOR  
Cod. **02011006** EAN **8422248048057**

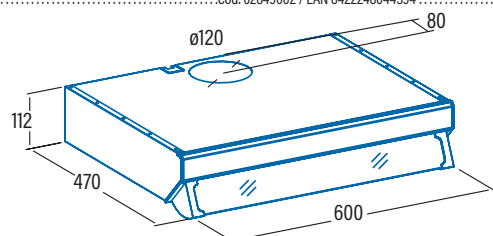
F 2050 WH\_1\_MOTOR  
Cod. **02015006** EAN **8422248086110**

F-2060 BK\_1\_MOTOR  
Cod. **02011408** EAN **8422248083027**

- ☐ **Mechanical control panel**
- ☐ 3 extraction levels
- ☐ 2x65W motors
  - Extraction power (according to UNE/EN 61591): **311m³/h** - 202m³/h
  - Maximum air flow (free outlet): **600m³/h**
  - **Sound power (Reg.(EU) n°65/2014): 61dB(A)**, maximum: 69dB(A)
  - Max. pressure 247 Pa
- ☐ 1 motor x 60W
  - Extraction power (according to UNE/EN 61591): **195m³/h** - 108m³/h
  - Maximum air flow (free outlet): **350m³/h**
  - **Sound power (Reg.(EU) n°65/2014): 56dB(A)**, maximum: 68dB(A)
  - Max. pressure 325 Pa
- ☐ **E-14 LED lighting**
- ☐ Easy-to-install system
- ☐ Dishwasher-washable filters
- ☐ Finished in stainless steel, black and white
- ☐ 120mm outlet diameter
- ☐ Energy Class: C (model 1 motor) / Energy Class: D (model 2 motors)

► **Accessories (not included)**

(2 MOTORS-2 FILTERS) Active charcoal filter 1 U/box.....Cod. 02846762 / EAN 8422248001816.....  
 (1 MOTOR-1 FILTER) Active charcoal filter 1 U/caja.....Cod. 02846764 / EAN 8422248078276.....  
 Check valve.....Cod. 02849002 / EAN 8422248044394.....



## F - X/WH



F 2260 X\_2 MOTORES  
Cod. **02013305** EAN **8422248049085**

F 2060 X\_1\_MOTOR  
Cod. **02011306** EAN **8422248048064**

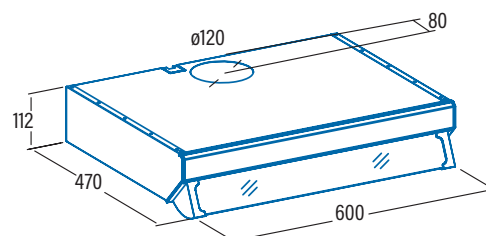
F 2050 X\_1\_MOTOR  
Cod. **02015305** EAN **8422248049382**

F-2050 WH\_1\_MOTOR  
Cod. **02015005** EAN **8422248049368**

- ☐ **Mechanical Control Panel**
- ☐ 3 extraction levels
- ☐ 2 motors x 95W
  - Maximum air flow (free outlet): **600m³/h**
  - **Minimum sound power: 59dB(A)**, maximum: 65dB(A)
  - Max. Pressure 231 Pa
- ☐ 1 motor x 95W
  - Maximum air flow (free outlet): **380m³/h**
  - **Minimum sound power (Reg.(EU) n°65/2014): 54dB(A)**, maximum: 60dB(A)
  - Max. Pressure 179Pa
- ☐ **Halogen lighting E-14**  
(2 lamps, 2 motors model / 1 lamp, 1 motor model)
- ☐ Easy-to-install system
- ☐ Dishwasher-washable aluminium mesh
- ☐ Finished in Stainless steel or white
- ☐ 120 mm outlet diameter

► **Accessories (not included)**

(2 MOTORS-2 FILTERS) Active charcoal filter 1 U/box.....Cod. 02846762 / EAN 8422248001816.....  
 (1 MOTOR-1 FILTER) Active charcoal filter 1 U/caja.....Cod. 02846764 / EAN 8422248078276.....  
 Check valve.....Cod. 02849002 / EAN 8422248044394.....





## CONVENTIONAL



### F 2290



F 2290 X, 2 motors  
Cod. **02014302** EAN **8422248168946**

Out of EU

### P\_1motor



P 3060 X  
Cod. **02028305** EAN **8422248058773**

Out of EU

P 3060 WH  
Cod. **02028005** EAN **8422248058766**

Out of EU

P 3050 X  
Cod. **02096301** EAN **8422248058827**

Out of EU

- ☐ Sliding control panel
- ☐ 3 extraction levels
- ☐ Maximum air flow (free outlet): **380m³/h**
- ☐ **Minimum sound power: 59dB(A)**, maximum: 65dB(A)
- ☐ 2 motors. Maximum energy consumption **2 x 125W**
- ☐ **Halogen lighting E-14**
- ☐ Easy-to-install system
- ☐ Dishwasher-washable aluminium mesh
- ☐ Finished in stainless steel
- ☐ Max. pressure 179Pa
- ☐ 120mm outlet diameter

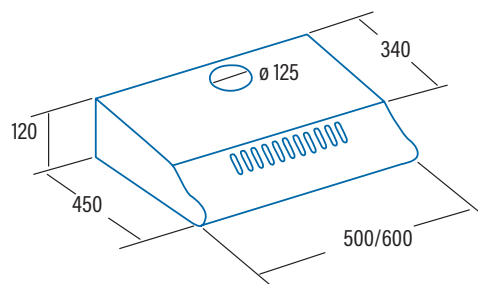
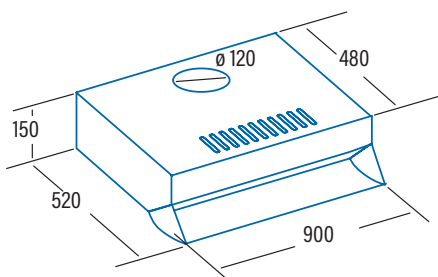
- ☐ **Mechanical control panel**
- ☐ 3 extraction levels
- ☐ Maximum air flow (free outlet): **380m³/h**
- ☐ **Minimum sound power: 54dB(A)**, maximum: 60dB(A)
- ☐ maximum energy consumption 1x70W
- ☐ **Halogen lighting E-14**
- ☐ Easy-to-install system
- ☐ Dishwasher-washable cassette filters
- ☐ Finished in stainless steel or white
- ☐ Max. pressure 179 Pa
- ☐ 120mm outlet diameter

#### ► Accessories (not included)

Active charcoal filter .....Cod. 02846762 / EAN 8422248001816.....  
Check valve .....Cod. 02849002 / EAN 8422248044394.....

#### ► Accessories (not included)

(1 MOTOR-1 FILTER) Active charcoal filter 1 U/box. ....Cod. 02803261 / EAN 8422248027458.....  
Check valve .....Cod. 02849002 / EAN 8422248044394.....





## CONVENTIONAL



## P WH\_1motor/2motors



P 3260 WH\_2motors  
Cod. **02026006** EAN **8422248085861**

P 3060 WH\_1 motor  
Cod. **02028008** EAN **8422248086080**

P 3050 WH\_1 motor  
Cod. **02096005** EAN **8422248086288**

☐ **Mechanical control panel**

- ☐ 3 extraction levels
- ☐ 2 motors x 70W

- Extraction power (according to UNE/EN 61591): **325m³/h** - 200m³/h
- Maximum air flow (free outlet): 600m³/h
- **Minimum sound power: 60dB(A)**, maximum: 67dB(A)
- Max. pressure 247Pa

☐ 1 motor x 60W

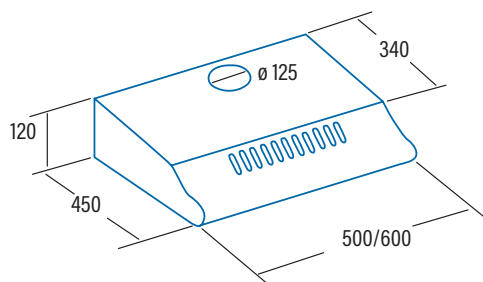
- Extraction power (according to UNE/EN 61591): **193m³/h** - 95m³/h
- Maximum air flow (free outlet): 247m³/h
- **Minimum sound power: 46dB(A)**, maximum: 63dB(A)
- Max. pressure 325 Pa

☐ **E-14 LED lighting**

- ☐ Easy-to-install system
- ☐ Dishwasher-washable aluminium mesh
- ☐ Finished in white
- ☐ 120mm outlet diameter
- ☐ Energy Class: C (1 motor) / D (2 motors)

► **Accessories (not included)**

(1 MOTOR) Active charcoal filter 1 U/box.....Cod. 02846763 / EAN 8422248076210 .....  
(2 MOTORS) Active charcoal filter 1 U/box.....Cod. 02846762 / EAN 8422248001816.....  
Check valve .....Cod. 02849002 / EAN 8422248044394 .....



## P X\_1motor/2motors



P 3260 X\_2motors  
Cod. **02026306** EAN **8422248085854**

P 3060 X\_1 motor  
Cod. **02028307** EAN **8422248086073**

P 3050 X\_1 motor  
Cod. **02096303** EAN **8422248086097**

☐ **Mechanical control panel**

- ☐ 3 extraction levels
- ☐ 2 motors x 70W

- Extraction power (according to UNE/EN 61591): **325m³/h** - 200m³/h
- Maximum air flow (free outlet): 600m³/h
- **Minimum sound power: 60dB(A)**, maximum: 67dB(A)
- Max. pressure 247Pa

☐ 1 motor x 60W

- Extraction power (according to UNE/EN 61591): **191m³/h** - 94m³/h
- Maximum air flow (free outlet): 247m³/h
- **Minimum sound power: 46dB(A)**, maximum: 63dB(A)
- Max. pressure 325 Pa

☐ **E-14 LED lighting**

- ☐ Easy-to-install system
- ☐ Dishwasher-washable aluminium mesh (P 3250 X) or cassette filters
- ☐ Finished in stainless steel
- ☐ 120mm outlet diameter
- ☐ Energy Class: C (1 motor) / D (2 motors)

► **Accessories (not included)**

(1 MOTOR) Active charcoal filter 1 U/box.....Cod. 02846763 / EAN 8422248076210 .....  
(2 MOTORS) Active charcoal filter 1 U/box.....Cod. 02846762 / EAN 8422248001816.....  
Check valve .....Cod. 02849002 / EAN 8422248044394 .....

