


**MORE FROM WOOD.**



**Worktops**

**As versatile as life**

**Decorative Collection 24+**



# Make the kitchen eye-catching

EGGER products facilitate outstanding kitchen designs. In this brochure, you can find out more about our decors, the various worktop models and perfectly coordinated accessories. Be inspired!

PerfectSense Premium  
Lacquered MDF Matt  
U999 PM

PerfectSense  
ABS Edging  
U999 PM

Eurodekor  
F323 ST20





Laminate Bonded Board  
F323 ST20

Postforming Worktop  
F235 ST76

PerfectSense  
Lacquered Chipboard Matt  
U999 TM28



F206 PM  
Black Pietra Grigia

# Design that inspires

---

EGGER worktops based on laminate surfaces or compact laminates are the highlight in any kitchen. Benefit from great design flexibility when planning your kitchen thanks to our wide range of decors, from white tones and uni colours to authentic wood and material reproductions. The texture, which is perfectly matched to the respective decor, gives the worktop a special naturalness and a pleasantly warm feel and quality.



# Durability that inspires

The hard-wearing surfaces of EGGER worktops are not only food-safe and antibacterial, but also abrasion-, impact- and scratch-resistant. They are easy to clean and require no additional care products. Thanks to their attractive price and wide range of design possibilities, they are the ideal material for use as table tops, in shopfitting or hobby rooms, for example.



Wear-resistant



Impact- and  
scratch-resistant



Hygienic



Lightfast



Food-safe



Stain-resistant



Moisture-resistant



Antibacterial surface  
properties

according to ISO 22196 (= JIS Z 2801)

Please refer to the technical data sheets in the download area for detailed information on the product characteristics mentioned and their reference to standards:

[→ Go to Worktops](#)



# Design trends in kitchen design



## Open interior design

The role of the kitchen is changing. There is an increasing desire for **open living spaces** that are visually harmonised and allow for multifunctional living. Corridors, or hallways, are being eliminated in favour of a larger living space. Small floor plans no longer seem cramped and fewer walls give the eye more space. The kitchen becomes the centre of attention and is a hub for exchange and communication.



## Monolithic optics

A monolith is a naturally formed or shaped block of rock. This look is increasingly finding its way into the kitchen and gives it a very **modern appearance**. Combining the worktop, fronts and side panels in a single decor creates this monolithic look. The result is a **compact, monolithic optic**.



## Thin worktops for a particularly modern look

Thin worktops are enjoying increasing popularity thanks to their minimalist and straightforward look. The **compact worktops** are an attractive solution you can offer your customers.





## Open shelves

In the kitchen, everything is no longer hidden away in boxes, cupboards and drawers. Today, **open shelves** combine **functionality with individuality**. Would you like a straightforward and modern kitchen design? Then replace the wall units, for example, with an open shelf system.

## Handleless fronts

If a minimalist, modern kitchen design is desired, **handleless fronts** are the perfect choice. In this case, **handle strips** or **special fittings**, that open the pull-outs with light pressure replace the otherwise visible handles. The result is a luxurious kitchen with a **clear-cut look**.







## Kitchen fronts from matt to high-gloss

Matt or high-gloss surfaces enhance the kitchen. Our **PerfectSense Premium Matt lacquered boards and laminates** not only offer an elegant look, but also practical **anti-fingerprint properties**. They create a unique sense of space that is both tactile and visually appealing. Our high-gloss **PerfectSense Premium Gloss lacquered boards** provide a touch of luxury and add more depth to the room.






# Decor overview according to worktop models

## Feelwood Square Edged Worktops «




H3359 ST32 p. 15



H1180 ST37 p. 15



H1181 ST37 p. 15




H3176 ST37 p. 15




H1344 ST32 p. 15



## PerfectSense® Premium Square Edged Worktops Matt «



W1100 PM p. 19




U999 PM p. 19



F206 PM p. 19


## Compact Laminate Worktops Black Core «




H1318 ST10 p. 22




H1330 ST10 p. 22



F221 ST87 p. 23




F244 ST76 p. 23



F311 ST87 p. 23




F206 ST9 p. 23




U999 ST76 p. 23

## Compact Laminate Worktops Coloured Core «



W1101 ST76 p. 27




U7081 ST76 p. 27




F1861 ST9 p. 27


Click on the respective decor image  
for combination recommendations.




# Postforming Worktops «




W1000 ST76 p. 31



U702 ST78 p. 31




U763 ST76 p. 31



U999 ST78 p. 31




H1401 ST22 p. 32




H305 ST12 p. 32




H1145 ST10 p. 32




H193 ST12 p. 37




H3331 ST10 p. 34




H1318 ST10 p. 34



H3157 ST12 p. 34



H3730 ST10 p. 34




H3303 ST10 p. 34




H1357 ST10 p. 32




H011 STG8 p. 35




H2032 ST10 p. 37



H1313 ST10 p. 35



H197 ST10 p. 37



H1303 ST12 p. 35




H3133 ST12 p. 35



H2033 ST10 p. 37



H2409 STG8 p. 37



Click on the respective decor image  
for combination recommendations.





F800 ST9 p. 38




F229 ST75 p. 38



F675 ST75 p. 40




F031 ST78 p. 43



F243 ST76 p. 43




F108 ST9 p. 38



F486 ST76 p. 44



F052 ST75 p. 41



F234 ST76 p. 46



F186 ST9 p. 44



F676 ST75 p. 40



F638 ST10 p. 45



F502 ST7 p. 47



F208 ST75 p. 44



F620 ST87 p. 46



F030 ST75 p. 38



F230 ST75 p. 44



F021 ST75 p. 41




F095 ST87 p. 41



F121 ST87 p. 47




F093 ST7 p. 41



F226 ST78 p. 45




F205 ST9 p. 43



F227 ST78 p. 45



F302 ST87 p. 47



F251 ST9 p. 41



F352 ST76 p. 46



F187 ST9 p. 44



F228 ST78 p. 45



F032 ST78 p. 43



F235 ST76 p. 46



F206 ST9 p. 43



F237 ST76 p. 46

U201 TM9  
Pebble Grey

U211 ST9  
Almond Beige

H3359 ST32  
Light Natural Davenport Oak

Q3359 RO  
Light Natural Davenport Oak

# Feelwood Square Edged Worktops






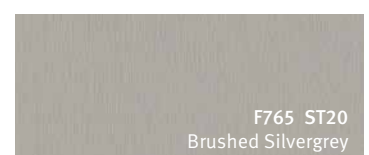




Click on the large decor image  
to go online to the decor page.

Click here for the  
decor overview



## Feelwood Square Edged Worktops

## Matching



# Feelwood Square Edged Worktops

Feelwood worktops get their natural look from the texture that runs synchronously with the decor image. The front long side is edged with 1.5 mm ABS edging in the same decor. A temperature and steam resistant PUR hot-melt adhesive is used.

Matching end-grain edges that are additionally available for the short ends can be applied to underline the natural effect of the decors and create an overall appearance that can hardly be distinguished from solid wood.



U961 PM  
Graphite Grey

H3176 ST37  
Pewter Halifax Oak

Q3176 RO  
Pewter Halifax Oak


U727 ST9  
Stone Grey

## YOUR ADVANTAGES

- Particularly natural-looking wood reproductions thanks to synchronised pore surfaces
- Less maintenance compared to solid wood worktops
- Modern design thanks to clear lines



### Product structure



Product	Format	Available
Feelwood Worktop Mod. 100/1.5 edged on one side	4,100 × 650 × 38 mm	from stock
Feelwood Worktop Mod. 100/1.5 edged on both sides	4,100 × 920 × 38 mm	
Splashback	4,100 × 640 × 8 mm	

Accessories » more from page 52	Format / Details	Available
Laminates	2,790 × 2,060 × 0.8 mm	from stock
ABS and end-grain edging (For end-grain edging, the decor number starts with Q)	43 × 1.5 mm; 25 m	
Worktop Wall Profile	4,100 × 25 × 25 mm	
Accessories Set for Worktop Wall Profiles	end cap right and left, internal corner piece 90° and 135°, external corner piece 90°, screws	
Sealing	brown	

Technical data sheets, processing instructions and cleaning recommendations, as well as information sheets on accessories can be found online at any time:

→ [Go to Feelwood Square Edged Worktops](#)



# PerfectSense® Premium Square Edged Worktops Matt



W1100 PM  
Alpine White

W1100 PM  
Alpine White

H3311 TM28  
Bleached Cuneo Oak









Click on the large decor image  
to go online to the decor page.

Click here for the  
decor overview



## PerfectSense Premium Square Edged Worktops Matt

## Matching



# PerfectSense® Premium Square Edged Worktops Matt

PerfectSense Premium worktops are characterised by their super-matt look, pleasant feel and anti-fingerprint properties. A 38 mm thick chipboard is used as the core board.

The front longitudinal edge is realised with a 1.5 mm thick ABS edge that perfectly matches the decor. A temperature- and steam-resistant PUR hot-melt adhesive is used. With this worktop, you can fulfil the trend for matt surfaces.






## YOUR ADVANTAGES

- Super matt, pleasantly tactile lacquer surface
- Anti-fingerprint properties
- Enables impressive matt kitchen designs in combination with PerfectSense lacquered boards



### Product structure



Product	Format	Available
PerfectSense Premium Worktop Mod. 100/1.5 edged on one side	4,100 × 650 × 38 mm	from stock
PerfectSense Premium Worktop Mod. 100/1.5 edged on both sides	4,100 × 920 × 38 mm	
Splashback	4,100 × 640 × 8 mm	

Accessories » more from page 52	Format / Details	Available
PerfectSense Premium Laminate Matt	2,800 × 1,310 × 0.8 mm	from stock
ABS Edging	43 × 1.5 mm; 25 m	
Worktop Wall Profile	4,100 × 25 × 25 mm	
Accessories Set for Worktop Wall Profiles	end cap right and left, internal corner piece 90° and 135°, external corner piece 90°, screws	
Sealing	white, black	

Technical data sheets, processing instructions and cleaning recommendations, as well as information sheets on accessories can be found online at any time:

→ [Go to PerfectSense Premium Square Edged Worktops Matt](#)



U961 PM  
Graphite Grey

H1330 ST10  
Vintage Santa Fe Oak

# Compact Laminate Worktops Black Core

Compact Laminate Worktops Black Core


Matching



H1318 ST10  
Natural Wild Oak



U604 ST9  
Reed Green



U961 PM  
Graphite Grey



H1330 ST10  
Vintage Santa Fe Oak



U201 ST9  
Pebble Grey



U899 ST9  
Soft Black






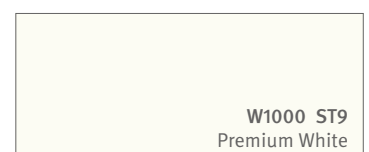





Click on the large decor image  
to go online to the decor page.

Click here for the  
decor overview



## Compact Laminate Worktops Black Core

## Matching





# Compact Laminate Worktops Black Core

Compact laminate worktops with a black core are characterised by their moisture resistance and durability. They are supplied with bevelled milling on the top and bottom of the long edges. The black core colour emphasises the modern design of these 12 mm thin worktops in the edge area.



H3152 ST19  
Bleached Vicenza Oak

U750 PM  
Taupe Grey

F244 ST76  
Anthracite Candela Marble

## YOUR ADVANTAGES

- Thin design for a modern look
- Moisture-resistant and robust
- Milled longitudinal edges with bevels



### Product structure



Impregnated decorative paper  
(wood and material reproductions with overlay)

Impregnated kraft papers

Impregnated decorative paper  
(wood and material reproductions with overlay)

Product	Format	Available
Compact Laminate Worktop Black Core Mod. 90/1 Longitudinal edges with bevel milling	4,100 × 650 × 12 mm	from stock
Compact Laminate Worktop Black Core Mod. 90/1 Longitudinal edges with bevel milling	4,100 × 920 × 12 mm	
Splashback (laminate bonded board)	4,100 × 640 × 8 mm	

Accessories » more from page 52	Format / Details	Available
Laminates	2,800 × 1,310 × 0.8 mm	from stock
Worktop Connectors	for 12 mm worktops	
Sealing	grey, brown, black	

Technical data sheets, processing instructions and cleaning recommendations, as well as information sheets on accessories can be found online at any time:

→ [Go to Compact Laminate Worktops Black Core](#)





W1101 ST76  
Solid Alpine White

H1367 ST40  
Light Natural Casella Oak

# Compact Laminate Worktops Coloured Core







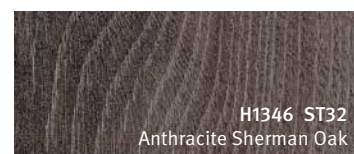

Click on the large decor image  
to go online to the decor page.

Click here for the  
decor overview



## Compact Laminate Worktops Coloured Core

## Matching



## Core colours



White core



Light grey core



Dark grey core

# Compact Laminate Worktops Coloured Core

These compact laminate worktops impress with their white, light grey or dark grey core, which particularly emphasises the design of the 12 mm thin worktop in the edge area. The long edges also have bevelled milling on the top and bottom.

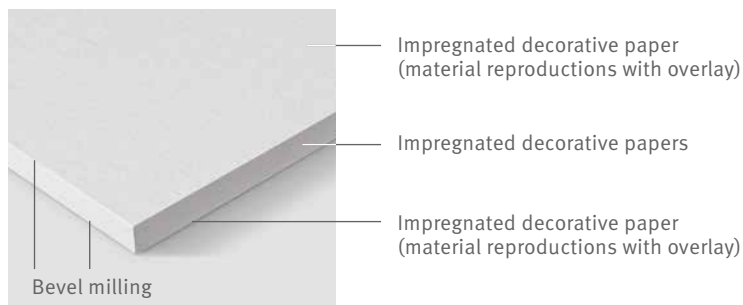


## YOUR ADVANTAGES

- Thin design for a modern look
- Moisture-resistant and robust
- Milled longitudinal edges with bevels



### Product structure



Product	Format	Available
Compact Laminate Worktop Coloured Core Mod. 90/1 Longitudinal edges with bevel milling	4,100 × 650 × 12 mm	from stock
Compact Laminate Worktop Coloured Core Mod. 90/1 Longitudinal edges with bevel milling	4,100 × 920 × 12 mm	
Splashback (laminate bonded board)	4,100 × 640 × 8 mm	

Accessories » more from page 52	Format	Available
Laminates	2,800 × 1,310 × 0.8 mm	from stock
Worktop connectors	for 12 mm worktops	
Sealing	White, grey	

Technical data sheets, processing instructions and cleaning recommendations, as well as information sheets on accessories can be found online at any time:

→ [Go to Compact Laminate Worktops Coloured Core](#)



# Postforming Worktops



U961 PM  
Graphite Grey

F243 ST76  
Light Grey Candela Marble



Click on the large decor image  
to go online to the decor page.

Click here for the  
decor overview



## Postforming Worktops

## Matching

**W1000 ST76**  
Premium White

**H1312 ST10**  
Sand Beige Whiteriver Oak

**H1318 ST10**  
Natural Wild Oak

**U702 ST78**  
Cashmere Grey

**H1250 ST36**  
Navarra Ash

**H1199 ST12**  
Black-Brown Thermo Oak

**U763 ST76**  
Pearl Grey

**H1225 ST12**  
Trondheim Ash

**F433 ST10**  
Anthracite Linen

**U999 ST78**  
Black

**H1180 ST37**  
Natural Halifax Oak

**H1303 ST12**  
Brown Belmont Oak



Click on the large decor image  
to go online to the decor page.

Click here for the  
decor overview



## Postforming Worktops


## Matching



H1401 ST22  
Cascina Pine



U727 ST9  
Stone Grey




U767 ST9  
Cubanit Grey



H1145 ST10  
Natural Bardolino Oak



U125 ST9  
Sand Yellow




F243 ST76  
Light Grey Candela Marble



H305 ST12  
Natural Tonsberg Oak



U767 ST9  
Cubanit Grey



F528 ST20  
Bronze Brushed Metal



H1357 ST10  
Grey Beige Spree Oak



U504 ST9  
Tyrolean Blue



U899 ST9  
Soft Black





H1401 ST22  
Cascina Pine





Click on the large decor image  
to go online to the decor page.

## Postforming Worktops


## Matching



H3157 ST12  
Vicenza Oak




U636 ST9  
Fjord Green



F323 ST20  
Cobra bronze



H3331 ST10  
Natural Nebraska Oak




U311 ST9  
Burgundy Red



F235 ST76  
Scivaro Slate



H3730 ST10  
Natural Hickory




U115 ST9  
Carat Beige




U960 ST9  
Onyx Grey



H3303 ST10  
Natural Hamilton Oak



W1100 PM  
Alpine White




U115 ST9  
Carat Beige



H1318 ST10  
Natural Wild Oak



U604 ST9  
Reed Green






U961 PM  
Graphite Grey



## Postforming Worktops

## Matching







H2409 STG8  
Brown Cardiff Oak





Click on the large decor image  
to go online to the decor page.

Click here for the  
decor overview




## Postforming Worktops


## Matching



H193 ST12  
Oak Butcherblock




U115 ST9  
Carat Beige



F187 ST9  
Dark Grey Chicago Concrete



H197 ST10  
Natural Vintage Wood



U115 ST9  
Carat Beige



U830 ST9  
Caramel Nude



H2032 ST10  
Light Hunton Oak




U638 ST9  
Sage Green



U999 TM9  
Black



H2033 ST10  
Dark Hunton Oak




U216 ST9  
Camè Beige




U999 PM  
Black



H2409 STG8  
Brown Cardiff Oak



F528 ST20  
Bronze Brushed Metal



F206 ST9  
Black Pietra Grigia



Click on the large decor image  
to go online to the decor page.

Click here for the  
decor overview




## Postforming Worktops


## Matching



**F800 ST9**  
Crystal Marble




**H1204 TM22**  
Light Natural Lugano Ash




**U963 ST9**  
Diamond Grey



**F229 ST75**  
Cremona Marble




**U705 ST9**  
Angora Grey




**H3710 ST12**  
Natural Carini Walnut



**F108 ST9**  
San Luca Marble



**U222 ST9**  
Crema Beige



**H1715 ST12**  
Parona Walnut



**F030 ST75**  
Margalida Travertine



**H3152 ST19**  
Bleached Vicenza Oak



**U748 ST9**  
Truffle Brown







F800 ST9  
Crystal Marble



Click on the large decor image  
to go online to the decor page.

Postforming Worktops


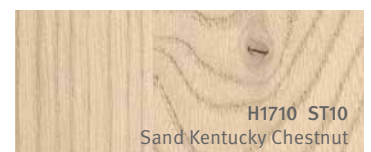




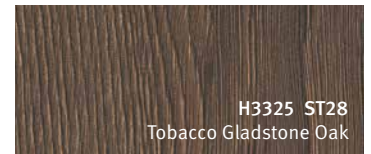

Matching





## Postforming Worktops

## Matching







F032 ST78  
Grey Cascia Granite







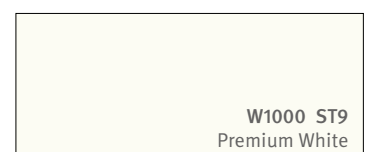






Click on the large decor image  
to go online to the decor page.

Click here for the  
decor overview



## Postforming Worktops

## Matching









Click on the large decor image  
to go online to the decor page.

## Postforming Worktops

## Matching




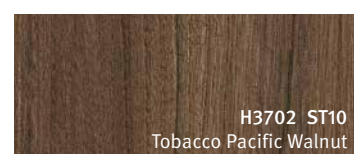






## Postforming Worktops

## Matching







Click on the large decor image  
to go online to the decor page.

## Postforming Worktops


## Matching




**F234 ST76**  
Light Grey Scivaro Slate




**U325 ST9**  
Antique Rose




**H1385 ST40**  
Natural Casella Oak



**F620 ST87**  
Anthracite Steel Grey



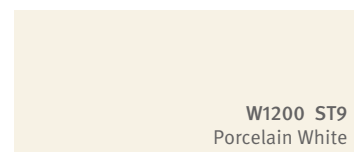
**U705 ST9**  
Angora Grey




**H1318 ST10**  
Natural Wild Oak



**F352 ST76**  
Terra Basaltino



**W1200 ST9**  
Porcelain White




**H1242 ST10**  
Natural Sheffield Acacia



**F235 ST76**  
Scivaro Slate




**U830 ST9**  
Caramel Nude




**H1303 ST12**  
Brown Belmont Oak



**F237 ST76**  
Cupria Slate



**H3730 ST10**  
Natural Hickory






**F528 ST20**  
Bronze Brushed Metal





## Postforming Worktops

## Matching





# Postforming Worktops

Postforming worktops are the established and classic solution. Their enduring appeal is down to the lack of a joint, owing to the top surface continuing over the radii and underneath. On the front longitudinal edge, the thin chipboard support edge ensures improved surface calm.



H3408 ST38  
Thermo Brown Mountain Larch

U748 ST9  
Truffle Brown

F095 ST87  
Grey Siena Marble


U963 ST9  
Diamond Grey

## YOUR ADVANTAGES

- Classic worktop design
- Warmer feel compared to worktops made of natural stone
- Perfectly matched textures



### Product structure



Product	Format	Available
Postforming Worktop Mod. 300/3 postforming edge on one side	4,100 × 600 × 38 mm	from stock
Postforming Worktop Mod. 300/3 postforming edge on both sides	4,100 × 920 × 38 mm	
Splashback	4,100 × 640 × 8 mm	

Accessories » more from page 52	Format / Details	Available
Laminates in Variable Length	2,000 – 5,610 × 1,310 × 0.6 mm	from stock
Laminates	2,800 × 1,310 × 0.8 mm	
ABS Edging	43 × 1.5 mm; 25 m	
Worktop Wall Profile	4,100 × 25 × 25 mm	
Accessories Set for Worktop Wall Profiles	end cap right and left, internal corner piece 90° and 135°, external corner piece 90°, screws	
Sealing	white, grey, brown, black	

Technical data sheets, processing instructions and cleaning recommendations, as well as information sheets on accessories can be found online at any time:

[→ Go to Postforming Worktops](#)



# Splashbacks

A modern kitchen interior featuring a black marble splashback with white veining. The splashback is mounted on a light wood cabinet. A stainless steel sink with a gooseneck faucet is visible on the left. A stainless steel pot sits on an induction cooktop to the right. The overall aesthetic is clean and contemporary.



Splashbacks give the kitchen a modern, attractive look. The robust splashback is available from stock in all worktop designs in the format 4,100 × 640 × 8 mm and is based on chipboard coated on both sides with laminate.

[→ Go to Splashbacks](#)

### Product structure



### YOUR ADVANTAGES

- Splash protection resistant to abrasion, impact and scratches
- Available in the same decor and texture as the worktop
- Ideal for covering an existing tiled splashback area
- Easier to process than glass, for example



# Worktop accessories and care

---

Perfectly matched to EGGER worktops, you can obtain further products for customised additions and installation.

## Laminates

Laminates in the format 2,800 × 1,310 mm are also available for all worktop decors. They are the ideal solution for horizontal and vertical surfaces with medium to high loads, as well as for curved or rounded kitchen furniture.

[→ Go to Laminates](#)



## Laminates in Variable Length

For all Postforming and PerfectSense Premium worktops, you can obtain laminate in the same decor and texture in variable lengths between 2,000 and 5,610 mm, increasing in 10 mm increments. This means you can produce decorative flanks, tables or fronts on both sides yourself.

[→ Go to Laminates in Variable Length](#)



## ABS Edging

For Postforming, Feelwood and PerfectSense Premium Matt worktops, we offer from stock an edging solution perfectly matched to the decor. For Feelwood worktops, you also receive ABS edging with an end-grain look. The decor reference for these accent edges starts with a “Q”. Compact laminate worktops do not require additional edging.

[→ Go to ABS Edging](#)



Technical data sheets, information sheets and processing instructions can be found here:

[→ Go to the download area](#)

## Worktop Wall Profiles

For all Postforming, Feelwood and PerfectSense Premium Matt worktops, we offer matching worktop wall profiles in the format 4,100 × 25 × 25 mm, individually wrapped in foil. They enable a flush finish to the wall, e.g. in the case of irregular joints or existing tiles on the rear wall. Matching internal and external corners, as well as end caps are also available from stock packaged as sets.



## Accessories Set

The worktop wall profiles accessory set available from stock includes internal and external corners, end caps and screws.




## Worktop Connectors

The 12 mm thin compact laminate worktops require the use of special fittings. These connectors, matched to the worktop thickness, are available from stock, are easy to install and ensure a secure worktop connection.



## Sealing for Corner Joints

The sealing protects the corner joint against the penetration of moisture. It is available in white, grey, brown and black.



[→ Go to Worktop Accessories](#)





# Cleaning recommendations for EGGER surfaces

---

EGGER surfaces do not require any special care thanks to their resistant, hygienic, easy-to-clean and dense surface. This also applies to our super-matt, lacquer-based PerfectSense surfaces, which are less susceptible to fingerprints thanks to their anti-fingerprint property. However, to maintain this property and the matt appearance, regular cleaning is important here too.

## Cleaning properly

- Clean the surfaces regularly
- Remove grease residues and liquids immediately
- Use clean, soft paper or cotton cloths
- Use conventional glass cleaner, warm water with neutral detergent without re-greasing ingredients
- If necessary test the cleaning agent on a non-visible or barely visible area of the surface
- Always clean parallel to the surface texture
- When cleaning edging, quickly wipe up the cleaning agent again without allowing exposure time
- Depending on the result, repeat the cleaning process
- Rinse with clean, warm water

Streaks are usually caused by cleaning with organic solvents, the use of cold water, cloths used multiple times or chamois leather. For a streak-free result, always wipe with warm water and then dry the surface with a clean, soft cloth.

## PLEASE NOTE

- In general, do not use polishes, waxes, furniture cleaners, re-greasing cleaners / plastic cleaners or bleach
- Do not use abrasive or scouring agents such as scouring powder or steel wool
- Do not use cleaning products which contain strong acids or strong acidic salts (e.g. descaler, drain cleaner, hydrochloric acid, silver polish or oven cleaner)
- Do not use steam cleaners

## For long-lasting beautiful worktops



Do not use the surfaces as cutting surfaces, as knife cuts leave cut marks even on resistant surfaces. **Always use a chopping board.**



Do not place hot cookware such as pots, pans, etc., directly from the hob or oven on the surfaces, as a change in gloss or surface damage may occur depending on the heat exposure. **Always use heat protection.**



**Always wipe up spilled liquids immediately**, as prolonged exposure to certain substances can cause changes in the gloss level of surfaces.

Provisional note: This information has been compiled to the best of our knowledge and with particular care. The information provided is based on practical experience and in-house testing, and reflects our current level of knowledge. We accept no liability for any mistakes, errors in standards, or printing errors.





# Time for *your service experience.*

## Decorative Collection **24+**

Thanks to the digital services included with the Decorative Collection 24+, we offer you new opportunities and possibilities. The focus is on digitally linking the Collection folder with the revised website, the Decorative Collection app and the Virtual Design Studio.

[→ Go to Services](#)

## Decorative Collection App

Thanks to the app, the entire EGGER decor selection is always at your fingertips, no matter where you are. Be inspired and create individual decor collections and mood boards. Order the desired samples for your projects even faster and more easily.



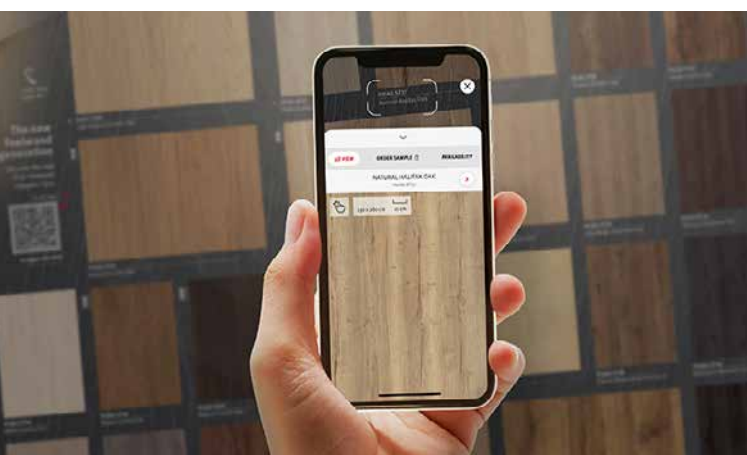
### Online and offline

You can decide yourself which data should be available to you offline in the app. As such, this service can also be available to you when you are not online.



### Improved scan function

See full decor views and more detailed information about availability even quicker.



[→ Go to the app in Google Play Store](#)

[→ Go to the app in Apple App Store](#)

# Sample Shop

Would you like to create a material collage? Order your desired samples online or via our app, directly from the corresponding decor or product detail page.

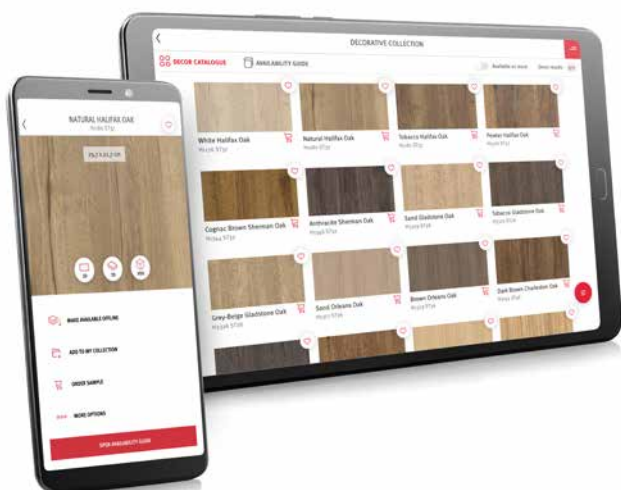
→ Go to the Sample Shop



## Digital Availability Guide

Check on our website or via our app for which product types and variants your desired decor is available.

→ Go to the Availability Guide



## Decor visualisation

Implement your ideas digitally in the Virtual Design Studio. Choose from various rooms to stage your desired decor and combinations. True-to-life light and shade ratios and realistic application images convey an authentic sense of space and give you the opportunity to visualise your ideas.

→ Go to the Virtual Design Studio





[www.egger.com](http://www.egger.com)

**FRITZ EGGER GmbH & Co. OG**  
**Holzwerkstoffe**  
Weiberndorf 20  
AT-6380 St. Johann in Tirol  
**T** +43 50 600 - 10159  
[info-sjo@egger.com](mailto:info-sjo@egger.com)

**FRITZ EGGER GmbH & Co. OG**  
**Holzwerkstoffe**  
Tiroler Straße 16  
AT-3105 Unterradlberg  
**T** +43 50 600 - 12217  
[info-urb@egger.com](mailto:info-urb@egger.com)

**EGGER Biskupiec sp. z o. o.**  
Biskupiec-Kolonia Druga  
ul. św. Józefa 1  
PL-11-300 Biskupiec  
**T** +48 89 332 81 03  
[info-bis@egger.com](mailto:info-bis@egger.com)