




GENERAL CATALOGUE

2023-2024

peronda



peronda



La evolución tecnológica se dirige hacia un nuevo modelo de comunicación más inmersiva, donde los soportes digitales que nos rodean adoptan una forma flexible, mas líquida y curva rompiendo con el carácter estático con el que fueron ideados.

En Peronda nos hemos desprendido de la rigidez conceptual de nuestras piezas, viajando entre la construcción desnuda y natural del brutalismo y la formas curvilíneas más vanguardistas.

Hemos entendido cada partícula que compone nuestro producto antes de transformarlo en la materia sólida que da cuerpo a nuestras piezas.

Porque la mejor manera de proyectar y moldear el futuro es conociendo el ADN del que estamos originalmente hechos desde nuestros comienzos.

Technology is evolving toward a new more immersive system of communication in which the digital devices that surround us are more flexible, liquid and curved in design, breaking away from the static concept on which they were originally based.

Here at Peronda, we have moved away from rigid conceptual criteria in the creation of our products, gravitating now between stark, natural styles associated with Brutalism and avant-garde curved shapes.

A close understanding of each and every particle of the final makeup of our tiles is achieved before they are transformed into solid matter, giving rise to the final end product.

Because the best way to shape and plan for the future is to be closely familiar with the DNA that forms an integral part of us.

PERONDA

*con el
planeta*

SOSTENIBILIDAD MEDIOAMBIENTAL

Environmental Sustainability



POLÍTICA MEDIOAMBIENTAL

PERONDA GROUP S.A. ha asumido el compromiso de establecer, implantar y mantener un sistema de gestión de la calidad de sus actividades basado en la Norma UNE-EN ISO 14001.

En línea con la filosofía medioambiental de la organización, el principal objetivo de este sistema de gestión es el respeto y la protección del medio ambiente, basado en los siguientes principios:

- Compromiso de cumplir con los requisitos legales y los requisitos aplicables.
- Compromiso con la protección del medioambiente, incluida la reducción y/o prevención de la contaminación.
- Fomentar los procesos innovadores y eficientes, con el objetivo de reducir los impactos ambientales asociados, la contaminación a la atmósfera, las emisiones de CO₂ y los residuos generados.
- Compromiso para aumentar la flexibilidad de los procesos de producción y mejorar la productividad mediante el aumento de la calidad de nuestros productos y la eficiencia de nuestros procesos.
- Compromiso con la formación y sensibilización del personal: Proporcionar formación y sensibilización ambiental continuada a todos los empleados de la empresa con el fin de aumentar y mejorar su competencia profesional, su adaptación a los nuevos cambios y procesos innovadores y mejora de la actitud positiva hacia la sostenibilidad.

La dirección de **PERONDA GROUP, S.A.** se compromete a transmitir y hacer cumplir la política ambiental en todos los niveles de las organizaciones y en todas las etapas del proceso de producción.

ENVIRONMENTAL POLICY

PERONDA GROUP S.A. has committed itself to establishing, implementing and maintaining a quality management system for its activities, based on the UNE-EN ISO 14001 standard.

In keeping with the company's environmental philosophy, the main aim of this management system is to care for and protect the environment, based on the following principles:

- To comply with legal requirements and any other applicable ones.
- To protect the environment, including the reduction and/or prevention of pollution.
- To promote innovative efficient processes in order to reduce associated environmental impacts, atmospheric pollution, CO₂ emissions and generated waste.
- To boost the flexibility of production processes and to improve productivity by raising the quality of Peronda's products and the efficiency of its processes.
- Staff training and a raised environmental awareness: To provide ongoing environmental training to all the company staff in order to boost their professional skills, help them to adapt to new changes and innovative processes, and foster a positive attitude to sustainability.

The Management of **PERONDA GROUP, S.A.** undertakes to make the company's environmental policy known and to ensure compliance with it at all levels of its different organizations and in all stages of the production process.

100% REUTILIZACIÓN

La ecología no es una moda. Ser respetuosos con el medio ambiente es algo que llevamos haciendo desde hace casi dos siglos. Somos conscientes de nuestra responsabilidad como fabricantes y por tanto trabajamos continuamente para minimizar nuestro impacto con el entorno.

No solo somos capaces de producir las piezas cerámicas más innovadoras, nuestro orgullo es poder decir que lo hacemos desde una óptica atemporal de respeto hacia todos aquellos que heredarán nuestro planeta.

100% REUSE

Ecology is not a passing trend. Environmental care has been an intrinsic part of our philosophy for almost two centuries. We are aware of our responsibility as manufacturers. That's why we strive at all times to minimize our impact on the environment.

Not only are we capable of producing amazingly innovative tiles. We are also proud to say that we do it in a forward-looking way by caring for the planet so that future generations can enjoy it.



EFICIENCIA ENERGÉTICA ENERGY EFFICIENCY

Optimización de todas las etapas del proceso productivo, que se traduce en una optimización de la energía consumida y en un aumento de la eficiencia.

- Instalación de recuperadores de calor y quemadores de alta eficiencia para disminuir el consumo térmico y las emisiones de CO2.
- Instalación de luminarias tipo LED que han permitido un ahorro energético de hasta 250.000 kWh/año en consumo de energía eléctrica.
- Instalación de una planta de placas solares para disminuir el consumo eléctrico y las emisiones de CO2.
- Reducción de las emisiones de CO2 debido a la conducción de carretillas elevadoras 100% eléctricas en toda la cadena de producción.

The optimization of all stages of the production process, leading to optimized energy consumption and increased efficiency.

- Installation of high efficiency heat recovery systems in order to diminish thermal demand and CO2 emission.
- Installation of LED lamps which represents a saving of electric energy consumption of 250.000 kWh a year.
- Installation of plant of solar panels to diminish electric consumption and CO2 emmissions.
- Reduction of CO2 emission by driving 100% electric forklifts during the whole production line.



EMISIONES ATMOSFÉRICAS ATMOSPHERIC EMISSIONS

Reducción de las emisiones de CO2 a la atmósfera y cumplimiento del Protocolo de Kioto debido a la alta eficiencia energética del proceso productivo.

La reducción del consumo de gas natural durante la producción de las baldosas cerámicas se traduce en una disminución de las emisiones de CO₂ y por lo tanto en una disminución del calentamiento global del planeta y del conocido "efecto invernadero". Todo ello se consigue debido a la aplicación de las tecnologías más avanzadas que hacen del proceso de producción de la empresa un proceso muy eficiente energéticamente.

A reduction in CO2 atmospheric emissions and compliance with the Kyoto Protocol due to the high energy efficiency of the production process.

A reduction in the consumption of natural gas during the tile manufacturing process leads to a drop in CO2 emissions and, by extension, it helps to slow down the global warming caused by greenhouse gas emissions. All this is achieved by using cutting-edge technologies so that the company's production process is a highly energy efficient one.



PROCESOS SOSTENIBLES SUSTAINABLE TECHNOLOGIES

- Utilización de una tecnología limpia basada en el uso de tintas en base agua para la decoración digital de las baldosas cerámicas, evitando la generación de residuos de disolvente y haciendo el proceso de decoración digital más sostenible.
- Todos nuestros productos son envasados en embalajes de cartón 100% reciclados. Anualmente ponemos al mercado un total de más de 600.000 Kg. de cartón reciclado.
- Reducción en un 95% del consumo de plástico debido a la sustitución de embalajes de plástico por embalajes de cartón reciclado en la paquetería comercial.

- Use of clean technologies based on water inks in the ceramic tiles digital decoration. In this way, we avoid solvent waste.
- Every product packing is made of 100% recycled carton. Yearly we place in market more than 600.000 Kg of recycled paper.
- Reduction of 95% of consumption of plastic thanks to replacement of plastic packaging into recycled carton in every parcel.



ECONOMÍA CIRCULAR CIRCULAR ECONOMY

Reutilización de aguas residuales, polvo atomizado y tiesto crudo, generado en el proceso productivo, reduciéndose el consumo de materias primas. Reutilización del 100% del material crudo sobrante. Más de 9.000.000 kg. de material sobrante del proceso de producción reutilizado. (Ver % de recursos reutilizados por colección en la página 8).

Gracias a la reutilización de estos residuos generados en el proceso de fabricación, se disminuye el consumo tanto de agua como de materia prima arcillosa, con lo que se disminuyen las explotaciones para conseguir los recursos naturales utilizados, aumentando su sostenibilidad con el tiempo para que generaciones futuras puedan optar a ellos.

Re-using wastewater, particles of powder and unfired waste clay in the production process, hence reducing the consumption of raw materials. We reuse the 100% of wasted raw material during the production process. More than 9.000.000 Kg of wasted material is reused in a year. (See page 8 for the percentage of re-used raw materials per collection).

By re-using these waste products from the production process, savings on water consumption and clay raw materials are achieved, thus reducing the amount of natural resources that need to be harvested and helping to conserve them for future generations.



GESTIÓN DE RESIDUOS WASTE MANAGEMENT

Minimización de los impactos ambientales generados durante nuestro proceso de producción.

Como todo proceso de producción, la fabricación de baldosas cerámicas genera una serie de residuos, que son gestionados mediante gestores autorizados, reduciéndose de este modo los impactos medioambientales asociados.

- 100% de reciclado del plástico, cartón y flejes sobrantes del proceso de producción.
- Las baldosas cerámicas tienen una vida útil de 50 años lo que se traduce en una falta de generación de residuos sólidos durante todo ese tiempo.
- Adhesión a ECOEMBES – entidad sin ánimo de lucro encargada de la recuperación de envases en toda España.

The minimization of all environmental impacts from the production process.

Like all production processes, a series of waste materials are generated during the tile manufacturing process. These are managed by authorized waste management agencies, hence reducing associated environmental impacts.

- 100% recycling of plastic, carton and strapping wasting during production.
- Ceramic tiles have a service life of more than 50 years and this fact reduces solid waste during all this time.
- Joining ECOEMBES – Nonprofit organization that cares for the environment through recycling packaging in Spain.



VERTIDO CERO ZERO DISCHARGE

Reutilización del 100% de las aguas residuales procedentes del proceso productivo. Más de 18.000.000 litros de agua anuales reciclados.

La generación de las aguas residuales es un aspecto medioambiental significativo en el proceso de fabricación de baldosas cerámicas. Se debe principalmente a las operaciones de limpieza y aplicación de los esmaltes. Estas aguas residuales se reutilizan en el proceso de producción al preparar las materias primas arcillosas necesarias para el conformado del soporte cerámico. Por lo tanto no existe vertido de aguas residuales, que se conoce como vertido cero.

We reuse the 100% of wastewater coming from the production process. More than 18.000.000 liters are recycled yearly.

Wastewater generation is an important environmental factor in ceramic tile manufacturing. This wastewater mainly comes from cleaning operations and the glazing process. Peronda re-uses wastewater in the production process as a raw material in the preparation of the clay materials used to make the tile bodies of its products, involving wet-milling and spray-drying processes. This means that there is no discharge of wastewater, technically known as zero discharge.



VIDA ÚTIL SERVICE LIFE

Las baldosas cerámicas son uno de los materiales de la construcción de mayor vida útil, reduciendo de este modo el volumen de residuos generados.

La vida útil de una baldosa cerámica se estima en 50 años, con lo que se consigue que el impacto ambiental asociado a cada una de ellas sea bajo. La larga vida útil que presentan se traduce en una disminución de los residuos sólidos o de demolición generados. Además, y debido a que es inerte, no requiere de consumos energéticos para su correcto funcionamiento cuando está instalada en cualquier edificio, con lo que se disminuyen aún más los impactos medioambientales asociados.

Ceramic tiles are one of the building materials with the longest service life, thus reducing the amount of waste that is generated.

Ceramic tiles have an estimated service life of 50 years, and so each tile has a low environmental impact. This long service life leads to a decrease in generated solid waste or debris from demolitions. Moreover, because ceramic tiles are inert products, they require no energy consumption once they have been laid in buildings, further minimizing the associated environmental impacts.

ECONOMÍA CIRCULAR

Todos los productos de la marca PERONDA están fabricados siguiendo un modelo de producción basado en la ECONOMÍA CIRCULAR, en concreto en la reutilización de las aguas residuales de proceso, reutilización de los residuos de atomizado utilizados y en el uso de material reciclado en el conformado de las baldosas cerámicas. Esta metodología de fabricación está en línea con la filosofía sostenible seguida por la empresa en todas sus actividades basada en la minimización del consumo de recursos naturales y desechos generados y priorizando el uso de materiales reciclados con el fin de minimizar el impacto ambiental.

Todas las referencias fabricadas en PERONDA contienen un % de material reciclado certificado mediante la norma ISO 14021, logrando obtener productos más sostenibles y respetuosos con el medio que nos rodea.



PORCELÁNICO PORCELAIN

| Formato Format cm | Formato Format inch | % Reciclado Recycled |
|------------------------|----------------------------|---------------------------|
| 100 x 100 x 0,6 | 39 3/8 x 39 3/8 x 1/4 | 39% |
| 100 x 100 x 0,8 | 39 3/8 x 39 3/8 x 5/16 | 35% |
| 100 x 100 x 2 | 39 3/8 x 39 3/8 x 13/16 | 36% |
| 50 x 100 x 2 | 19 11/16 x 39 3/8 x 13/16 | 36% |
| 100 x 180 x 0,6 | 39 3/8 x 70 7/8 x 1/4 | 40% |
| 100 x 180 x 0,8 | 39 3/8 x 70 7/8 x 5/16 | 35% |
| 15 x 90 x 1 | 5 7/8 x 35 7/16 x 3/8 | 42% |
| 19,5 x 121,5 x 1 | 7 11/16 x 47 13/16 x 3/8 | 42% |
| 23 x 180 x 1,1 | 9 1/16 x 70 7/8 x 7/16 | 42% |
| 24 x 151 x 1 | 9 7/16 x 59 7/16 x 3/8 | 42% |
| 30 x 30 x 0,8 | 11 13/16 x 11 13/16 x 5/16 | 42% |
| 45,2 x 45,2 x 0,87 | 17 13/16 x 17 13/16 x 5/16 | 42% |
| 60 x 60 x 1 | 23 5/8 x 23 5/8 x 3/8 | 42% |
| 60 x 120 x 1 | 23 5/8 x 47 1/4 x 3/8 | 42% |
| 75,5 x 151 x 1 | 29 3/4 x 59 7/16 x 7/16 | 42% |
| 90 x 90 x 1 | 35 7/16 x 35 7/16 x 3/8 | 42% |
| 45 x 45 | 17 11/16 x 17 11/16 x 3/8 | 35% |
| 33 x 33 | 13 x 13 x 3/8 | 35% |

CIRCULAR ECONOMY

All products sold under the PERONDA brand name are manufactured in accordance with a CIRCULAR ECONOMY production model and, more specifically, the re-use of wastewater in the process, the re-use of waste spray-dried powder, and the use of recycled materials in the composition of the tiles. This manufacturing model is coherent with the sustainable philosophy followed by the company in all its activities, based on the minimized consumption of natural resources and generated waste and on the prioritized use of recycled materials in order to keep the company's environmental impact to a minimum.

Every product reference in PERONDA contains some % of recycled material (certified by ISO 14021), achieving a more sustainable and environmental friendly product range.

GRES SINGLE FIRED FLOOR

| Formato Format cm | Formato Format inch | % Reciclado Recycled |
|------------------------|---------------------------|---------------------------|
| 45 x 45 | 17 11/16 x 17 11/16 x 3/8 | 35% |
| 33 x 33 | 13 x 13 x 3/8 | 35% |

REVESTIMIENTO WALL TILES

| Formato Format cm | Formato Format inch | % Reciclado Recycled |
|------------------------|--------------------------|---------------------------|
| 20 x 40 x 1,03 | 7 7/8 x 15 3/4 x 3/8 | 50% |
| 25 x 75 x 1,05 | 9 13/16 x 29 1/2 x 7/16 | 56% |
| 32 x 90 x 1,05 | 12 5/8 x 35 7/16 x 7/16 | 50% |
| 33 x 91 x 1,05 | 13 x 35 13/16 x 7/16 | 50% |
| 33,3 x 100 x 0,75 | 13 1/8 x 39 3/8 x 1/4 | 50% |
| 33,3 x 100 x 0,86 | 13 1/8 x 39 3/8 x 5/16 | 50% |

CERTIFICADOS

CALIDAD QUALITY



Sistema de gestión de la calidad basado en la norma internacional ISO 9001. Certifica la mejora continua de todos los procesos, productos y servicios de la organización con el objetivo de aumentar la satisfacción de todas nuestras partes interesadas.

Quality management system in compliance with ISO 9001 norm. Certifies a continuous improvement of processes, products and services, the objective of which is the complete satisfaction of all our involved parties.



Declara la conformidad de nuestros productos con los requisitos establecidos en el Marcado CE que establece que un producto es evaluado antes de ser introducido en el mercado y que cumple con los requisitos de seguridad, salud y protección medioambiental aplicables.

This declares that our products comply with the stipulations of the CE marking, under which a product must be assessed before it is put on sale and comply with the applicable health, safety and environmental requirements.



El Certificado CCC es un sistema de certificación obligatorio para las exportaciones a China que garantiza que los productos con baja absorción de agua (E<0.5%) cumplen con los requisitos de seguridad y calidad establecidos.

The CCC certificate is compulsory for products exported to China. It guarantees that products with a low water absorption rate (E<0.5%) comply with the safety and quality requirements.



Es una certificación de aprobación de productos, emitido por el Instituto Francés CSTB, y verifica la idoneidad técnica de productos de primera calidad en relación al tipo de uso destinados.



This is a product approval certificate, issued by the French Institute CSTB, who verifies the technical suitability of top quality products in relation to the type of use intended.



Se trata de una marca de calidad requerida por Arabia Saudí para poder realizar exportaciones al país. Esta marca de calidad esta regulada por el SASO (Organización Saudita de Estándares, Metrología y Calidad).

It is a quality mark required by Saudi Arabia to be able to carry out exports to the country. This quality mark is regulated by SASO (Saudi Arabian Standards, Metrology, and Quality Organization).

CERTIFICATES

MEDIO AMBIENTE ENVIRONMENT



Sistema de gestión medioambiental basado en la norma internacional ISO 14001. Sistema que certifica el cumplimiento de todos los requisitos legales de aplicación y garantiza la minimización de los impactos ambientales asociados a los procesos de la organización en línea con nuestro compromiso de sostenibilidad.

Environment management system in compliance with the UNE-EN ISO 14001 standard. Certifying system for application requirements which guarantee minimization of environmental impact, according to our commitment to sustainability.



Es una Declaración Ambiental de Producto de conformidad con la Norma UNE-EN ISO 14025, que proporciona información medioambiental basada en el ciclo de vida de nuestros productos.

An Environmental Product Declaration in compliance with the UNE-EN ISO 14025 standard, which provides environmental info based on the lifecycle of our products.

CERTIFICACIÓN

LEED BREEAM

Sistemas de certificación de edificios “ecológicos”. Promueven la construcción de edificios sostenibles en base a prácticas de construcción más respetuosas con el medioambiente. Todas las baldosas cerámicas contribuyen a una edificación/construcción más sostenible de los edificios y a la obtención de puntos LEED y BREEAM. Con ello se consigue un aumento de la calidad de vida y el bienestar de los habitantes de este planeta mediante el logro en las viviendas y edificios de ambientes interiores más saludables.

Sustainable building certification systems developed by US Green Building (LEED) and Building Research Establishment (BREEAM), which promote the “ecologic” buildings, using environmental-friendly constructional practices.



Etiqueta medioambiental para el mercado francés que informa sobre el contenido en COV's (Compuestos Orgánicos Volátiles). Declara que nuestros productos son de tipo A+, contribuyendo a un hábitat sano y respetuoso con el medioambiente.

An environmental label for the French market, which provides information on the VOC content (volatile organic compounds). It declares that our products are rated A+, contributing to a healthy environmentally-friendly habitat.

NOMAD SYSTEM

Time to renew.

NIMD SYSTEM

+ NOMAD es la **solución revolucionaria de construcción en seco** de Peronda, que usa un innovador sistema de sujeción magnética: Simple, funcional, ecológico.

+ NOMAD aplica un recubrimiento **ferromagnético** a la cerámica. La instalación de las piezas se realiza sobre superficies capaces de generar adhesión magnética permanente e inocua para la salud.

+ La cerámica magnética de NOMAD aúna **sostenibilidad y rentabilidad**.

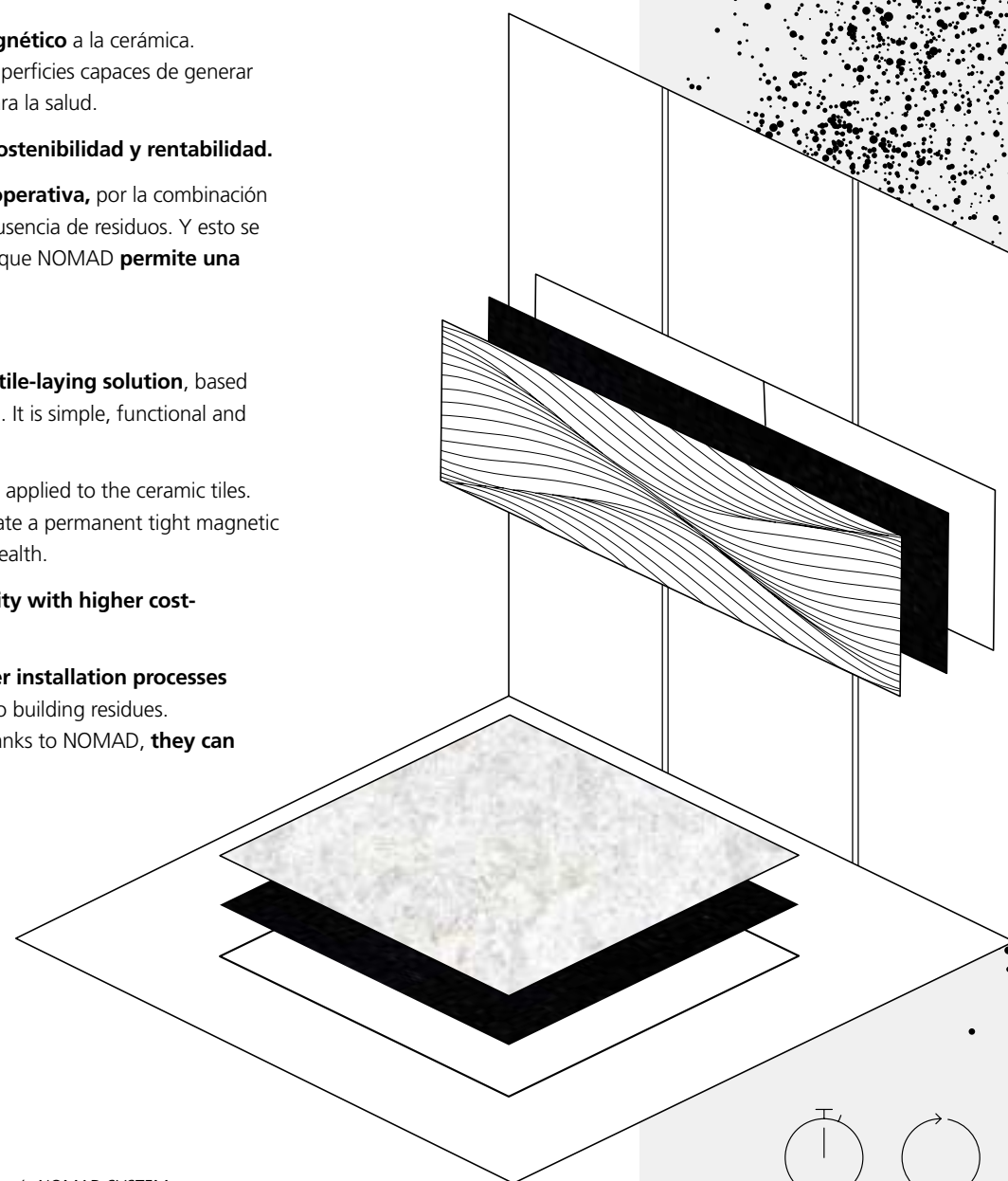
PERONDA ofrece con NOMAD una **mejora operativa**, por la combinación de la reducción del tiempo de montaje y la ausencia de residuos. Y esto se une a los nuevos usos del material, gracias a que NOMAD **permite una fácil reutilización de las piezas**.

+ NOMAD is **Peronda's revolutionary dry tile-laying solution**, based on an innovative magnetic anchorage system. It is simple, functional and eco-friendly.

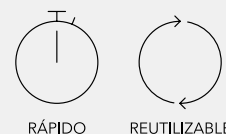
+ With NOMAD, a **ferromagnetic** coating is applied to the ceramic tiles. The tiles are then laid on surfaces able to create a permanent tight magnetic bond, with no harmless effects on people's health.

+ NOMAD's magnetic tiles unite **sustainability with higher cost-effectiveness**.

With this system, Peronda **guarantees easier installation processes** through a reduction in assembly times and no building residues. The tiles can also be repurposed because, thanks to NOMAD, **they can easily be re-used elsewhere**.




Accede al código QR y conoce a fondo nuestra tecnología NOMAD SYSTEM.
Enter with the QR code and learn all about our NOMAD SYSTEM technology.



SHAPED TECH

Real precision.



Natural

Las texturas, los recovecos, las vetas que crea la naturaleza son caprichosas, y esa es la fuente de su belleza. No hay dos iguales, y en su singularidad radica su belleza.

La pasión por la búsqueda del detalle ha llevado a Peronda a desarrollar una tecnología capaz de reproducir la naturaleza en su máxima expresión, que es captando hasta el mínimo detalle.

Los relieves son creados con tecnología digital perfectamente coordinada con la impresión gráfica para generar las piezas más naturales vistas en cerámica.

Preciso

Donde ponemos el relieve ponemos la tinta. La precisión con la que imprimimos nuestras piezas es milimétrica, pues relieve y gráfica casan a la perfección para obtener un resultado técnicamente inmejorable.

Real

Nada de ilusiones ópticas, esto es real. Lo que ves y lo que tocas es lo mismo. La veta está donde está el relieve y viceversa. Lo que siempre quisimos en cerámica, ahora lo consigue Peronda.



Accede al código QR y conoce a fondo nuestra tecnología SHAPED TECH.
Enter with the QR code and learn all about our SHAPED TECH technology.

Natural

The textures, sinuosity and veining found in nature all follow capricious rules, and it is this random nature that makes them so very lovely. Nothing is ever identical and this singularity is the secret to nature's beauty.

Peronda's passion for detail has led it to develop technology able to reproduce nature in its maximum of expressions, captured down to the tiniest of details.

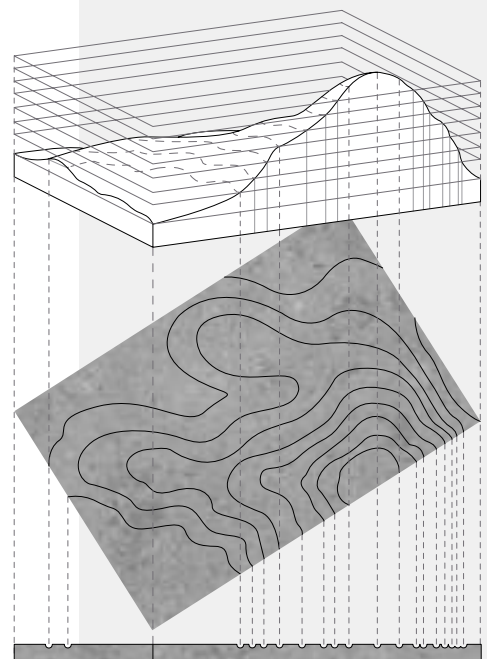
Digital technology is used to create textures that coincide perfectly with the printed pattern, leading to some of the most natural looking designs ever to be seen on ceramic tiles.

Precise

Our printing inks reach each and every part of the printed texture. The tiles are printed with absolute precision, carefully marrying the design with the corresponding texture to unparalleled technical effect.

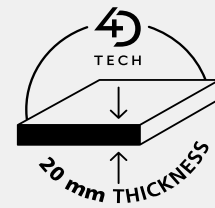
Real

There are no optical illusions. Everything is real. What you see and what you touch are one and the same thing. The printed veins coincide perfectly with the texture. Everything you have always longed for in ceramic tiles has now been achieved by Peronda.



20MM

*Extraordinary
resistance.*



Lo más robusto de Peronda

La última tecnología en producción cerámica se materializa en 20 mm, el porcelánico de mayor espesor con todos los beneficios de 4D Tech en el producto más robusto de Peronda.

Mayor espesor sin costilla

Somos pioneros en producir piezas de este espesor con prensa continua. Además de todas las características de un producto 4D, 20 mm permite la ausencia de costilla en la pieza.

Resistencia Extraordinaria

La base plana del 20 mm ofrece un total contacto con la superficie de soporte. Sobre plots u otro material, el resultado es más resistente, pues toda la pieza absorbe el impacto

Peronda's most robust

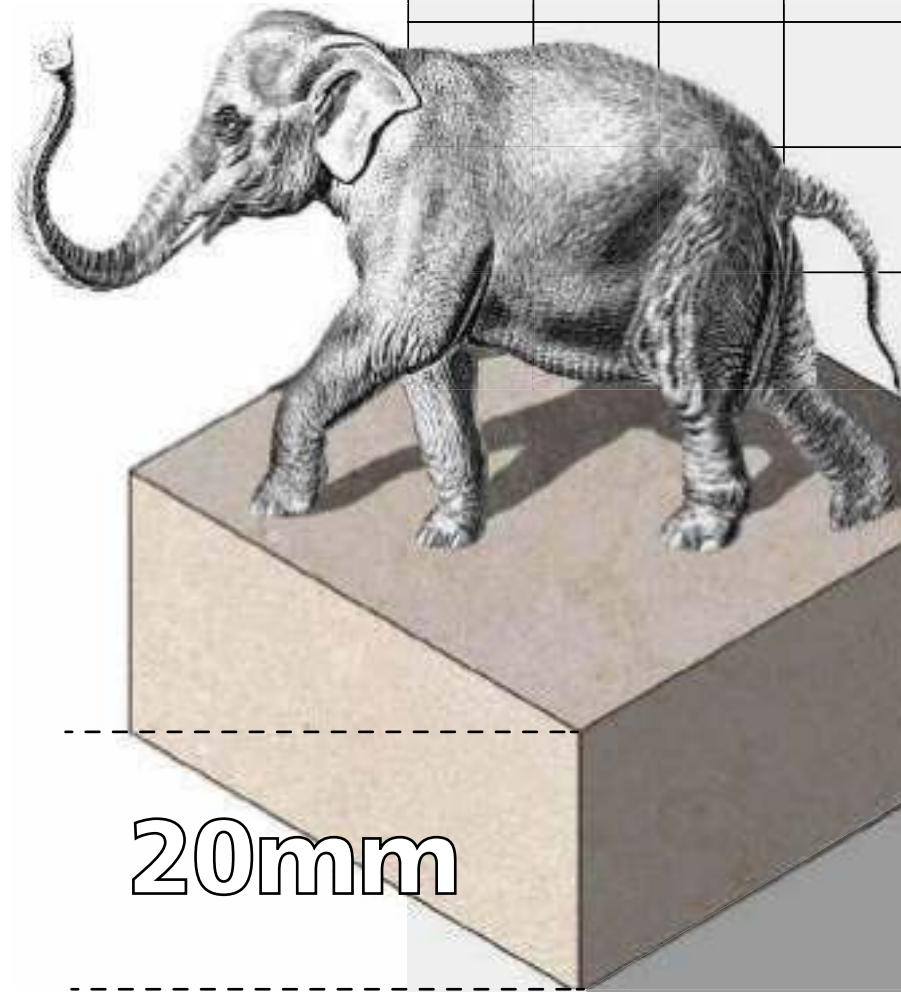
The latest technology in ceramic production becomes a reality in 20 mm. The thickest porcelain with all the benefits of 4D Tech in Peronda's most robust product.

Thicker without ribbing

We are pioneers in producing pieces of this thickness with continuous press. Besides all the features of a 4D product, 20 mm allows for the lack of ribbing.

Extraordinary resistance

The flat base of 20 mm offers complete contact with the supporting area. Be it on plots or any other material, it is more resistant since the whole piece absorbs the impact.



ALL IN ONE

*Antislip soft.
Unlimited purposes.*



Usos ilimitados. Misma superficie

¿Imaginas poder tener un mismo suelo con iguales cualidades en todos los espacios de tus proyectos? El acabado All in one aúna suavidad y antideslizamiento. Ahora no hay por qué elegir, puedes tenerlo todo en un único producto.

Mejoras destacadas:

Zonas húmedas ahora son más suaves y fáciles de limpiar gracias al nuevo acabado de Peronda.

El nuevo acabado All in one de Peronda permite reducir el stock al satisfacer diversas necesidades técnicas con una sola referencia.

Mayor armonía al poder transitar del salón a la terraza sin preocuparse por los formatos o tonos, gracias a la colocación sin límites que brinda continuidad estética.

Unlimited purposes. Same surface

Can you imagine having the very same flooring with identical features in every single space of your project? All in one finish brings softness and anti slip treatment together. There is no need to choose any more. You can have it all in just one product.

Highlights:

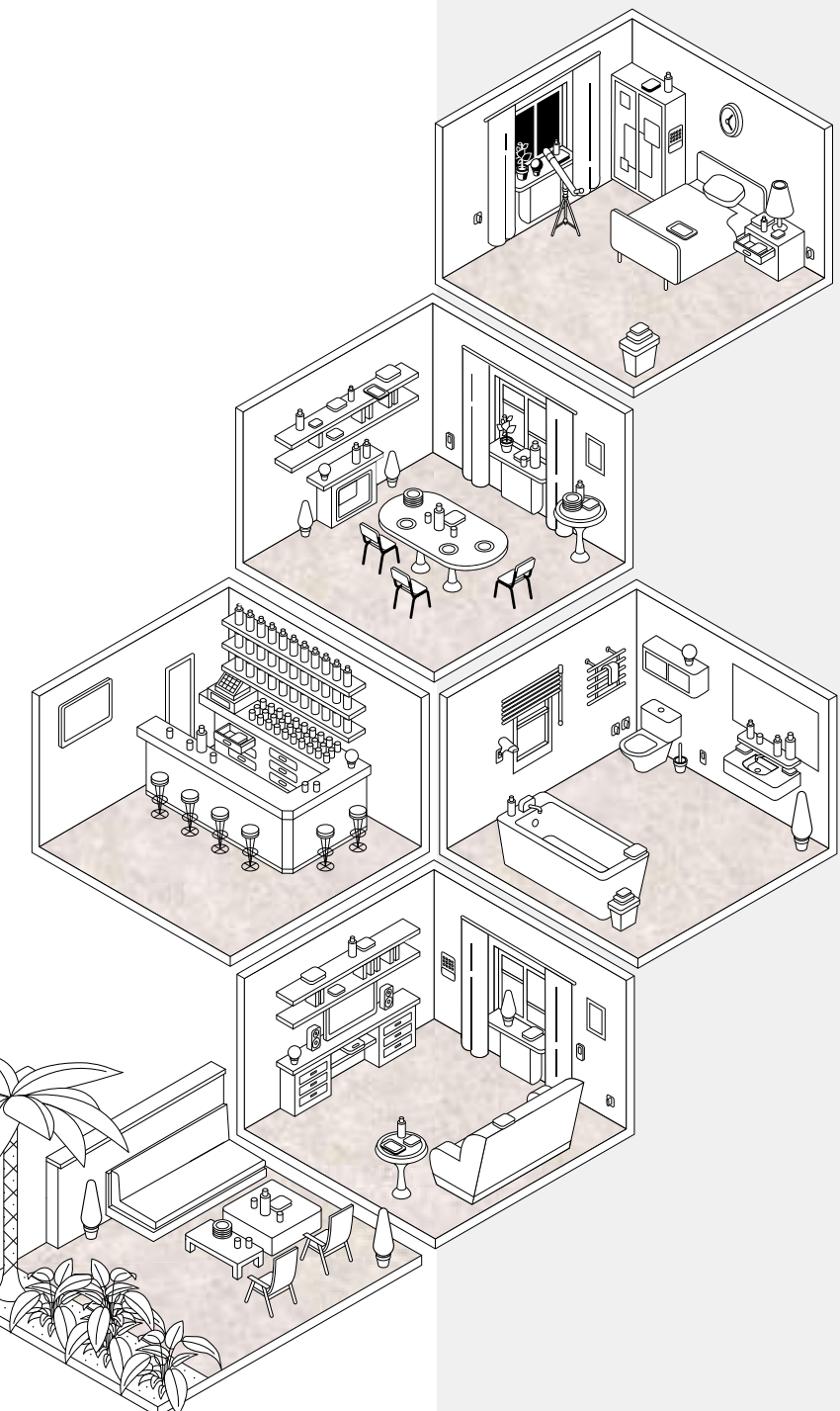
Humid areas are now smoother and easier to clean with Peronda's new finish, providing increased softness and cleanliness.

Peronda's new finish, All in one, allows for stock reduction by offering a single product that meets various technical requirements for your project.

The freedom of placing materials without limitations creates a sense of aesthetic continuity, enabling seamless transitions from the living room to the terrace, irrespective of formats or tones.



Accede al código QR y conoce a fondo nuestra tecnología ALL IN ONE. Enter with the QR code and learn all about our ALL IN ONE technology.



DEEP TECH

*Maximum
relief*

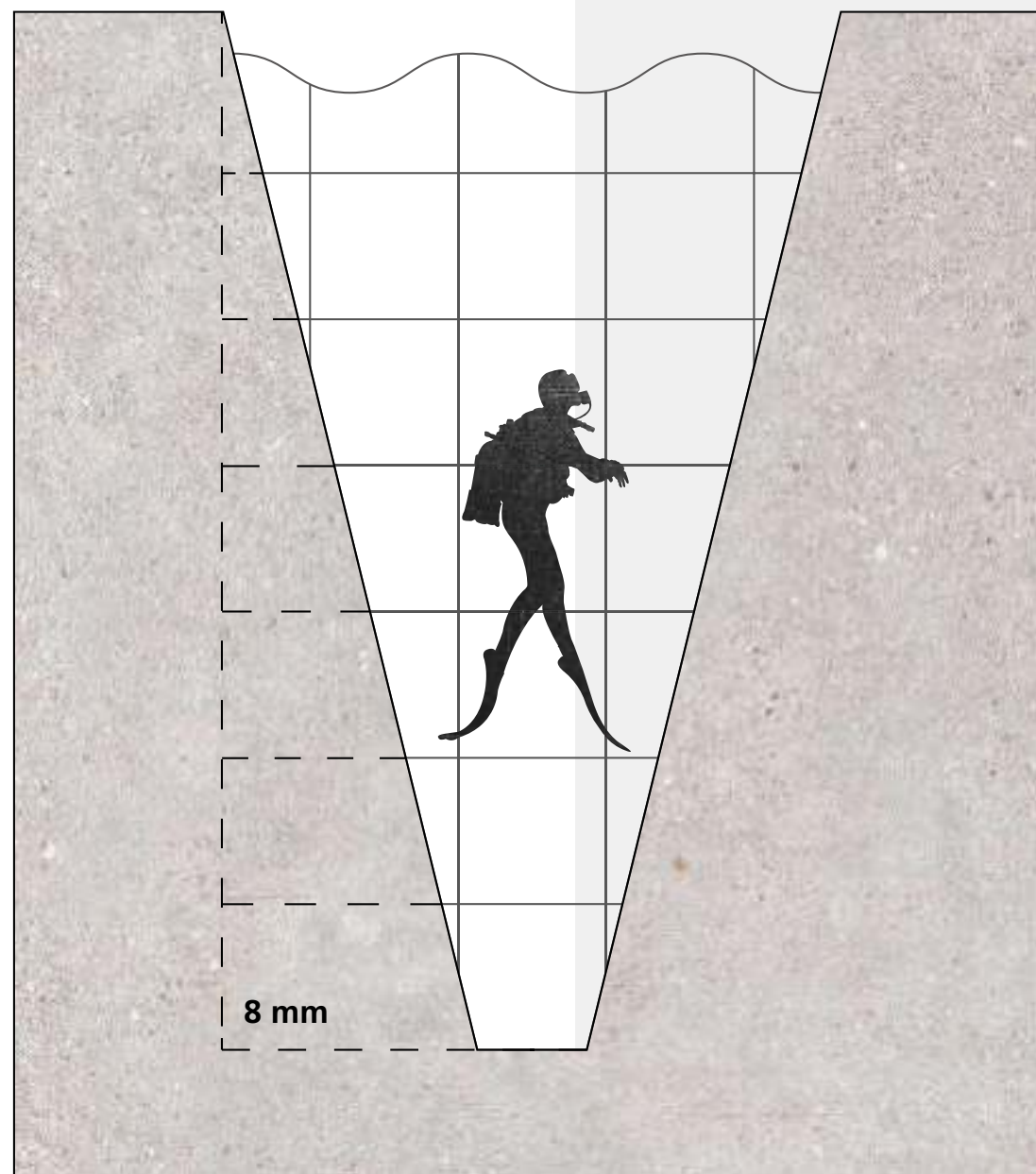


Permite realizar relieves con un nivel de profundidad extraordinario, llegando hasta los 8 mm de relieve.

Esta nueva tecnología abre un universo de posibilidades decorativas


Relief surfaces can be created with an extraordinary depth, with reliefs as deep as 8 mm.

This new technology opens up new broad-ranging decorative potential.



LAYER TECH

*Multi texture
surface.*



Layer Tech es la última tecnología de decoración cerámica, que permite crear texturas en diferentes capas de la superficie generando efectos variados en una misma pieza. Acabados espectaculares hasta ahora imposibles de conseguir en cerámica.

Con esta técnica se abre un infinito abanico de posibilidades en decoración cerámica puesto que se trata de combinar distintas materias, colores y formas en un proceso de adición en el que cada combinación puede generar un efecto totalmente nuevo y sorprendente.

Layer Tech is the latest in tile printing technology. With it, textures can be created on different surface layers, generating varying effects on the same tile. This leads to hitherto unimaginable spectacular finishes on the tiles.

Layer Tech technology opens up endless new possibilities in ceramic tile printing, since different materials, colours and shapes can be combined. In this additive process, each combination gives rise to a totally new amazing effect.



Accede al código QR y conoce a fondo nuestra tecnología LAYER TECH.
Enter with the QR code and learn all about our LAYER TECH technology.

SOFT

The smoothest one.



Suave, sedoso y fácil de limpiar

El acabado SOFT es la perfecta elección para hacer de cualquier espacio un lugar más confortable.

Gracias a su material sedoso, ofrece una superficie de extrema suavidad muy fácil de limpiar, pues impide que la suciedad se adhiera.

El broche ideal para tu vivienda o local comercial.

Smooth, silky and easy to clean

SOFT is a finish conceived to bring added comfort and convenience to settings of all kinds.

Thanks to its silky feel, this is a very smooth, easy-to-clean surface since it prevents the build-up of dirt.

The perfect crowning touch to homes or commercial premises!



EXTRA WHITE




Con todos los esfuerzos tecnológicos concentrados en nuevas formulaciones de esmaltes, podemos ofrecer el blanco cerámico más puro hasta la fecha, que cuenta además con una suavidad incomparable.

Se trata del acabado Extrawhite presente en las colecciones ICE y COTTON. Los espacios se tornan más luminosos, neutros y confortables aportando así el valor diferencial que continuamente ofrecen nuestros productos, resultado de nuestra conocida pasión por el detalle.

Thanks to the technological efforts we channel into finding new glaze formulae, we have come up with the most ultra-white tile finish to date, with the added benefit of an unparalleled smooth surface.

This is our Extrawhite finish, available in the ICE and COTTON collections. Extrawhite infuses settings with a more luminous, neutral, comfortable appearance, lending them that singular appeal that all our products offer, thanks to Peronda's well-known passion for detail.




4D TECH



HONED

The value of the passing of time.



El futuro cerámico no es qué. Es cómo

4D TECH es el sistema de producción cerámica más innovador del mercado. Un nuevo estándar para la máxima calidad.

El nuevo Peronda de siempre

Nueva tecnología, mismos valores. 4DTECH aporta mayor precisión, versatilidad y eficiencia sin olvidar la calidad y la sostenibilidad.

With technology as our ace card

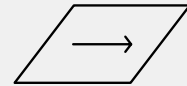
4D TECH is the most innovative tile manufacturing system on the market, raising standards in a bid to achieve maximum quality.

A new yet familiar Peronda

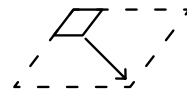
New technology but still the same values. 4DTECH ensures greater precision, versatility and efficiency, not to mention quality and sustainability.



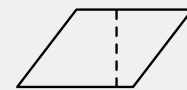
MAYOR NATURALIDAD
A more natural appearance



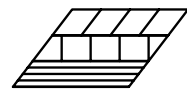
FABRICACIÓN EN PLANO CONTÍNUO
Continuous production process



PIEZAS DE MAYOR TAMAÑO
Larger formats



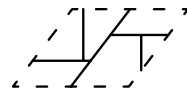
CORTE POR CUCHILLA EN CRUDO
Tiles cut while unfired



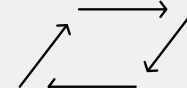
DECORACIÓN DIGITAL EN MASA
Through-body digital decoration



MEJOR DECORACIÓN DIGITAL SUPERFICIAL
Improved digital surface décor



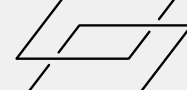
VARIEDAD DE FORMATOS
More widely assorted formats



ECOLOGÍA
Eco-friendly



VARIEDAD DE ESPESORES
Varying thicknesses



DURABILIDAD
Durability

Eterno

Brillo satinado irregular que nos evoca el resultado del paso del tiempo sobre una superficie noble.

La belleza de los elementos que cuanto más envejecen mayor valor tienen, más bonitos son, más historias atesoran.

Todo ello ligado a un tacto especialmente suave que transforma cualquier interior en un lugar especial, cálido, donde nos sentimos cómodos y seguros.

Eternal

Uneven polished brightness evoking the result of the passing of time on a fine surface. The beauty of elements that the more they get old, the more value they have, the more beautiful they are and the more number of stories they treasure.

All of this is bound to quite a soft touch that turns any indoor area into a special, warm place where we feel safe and comfortable.



Accede al código QR y conoce a fondo nuestra tecnología HONED.
Enter with the QR code and learn all about our HONED technology.



dimen^{4D}
sion

defini^{4D}
tion

desi^{4D}
gn

distin^{4D}
ction

PERONDA

.com

HERRAMIENTAS DIGITALES DIGITAL TOOLS

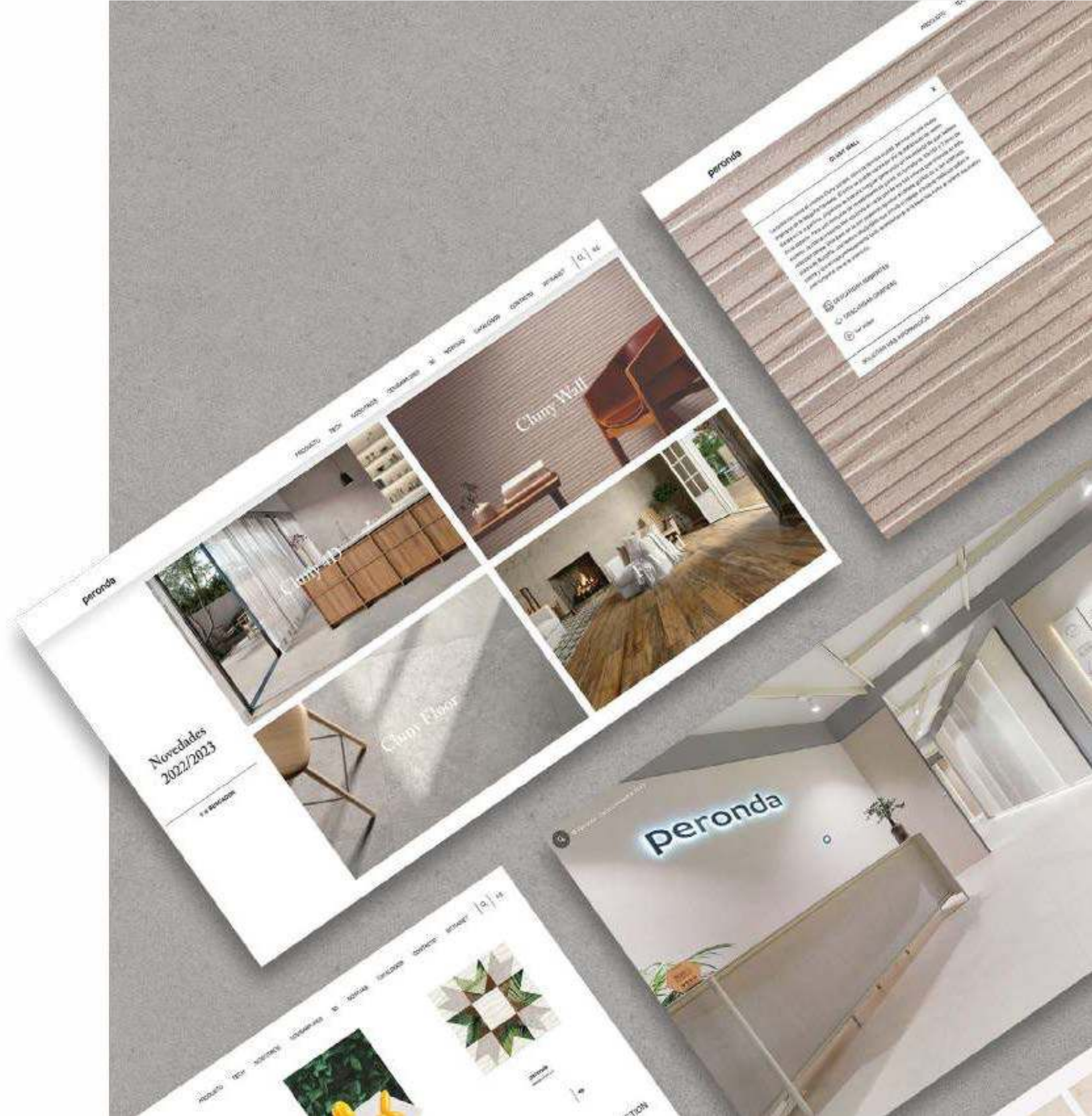
En Peronda estamos comprometidos con el detalle a todos los niveles, por ello te ofrecemos diferentes maneras de vivir la experiencia de la marca, ahora, a nivel digital. También pensamos en facilitarte la experiencia de venta con tus clientes. Por ello ponemos a tu disposición, en www.peronda.com/3D, un sencillo programa para que puedas inspirar con toda la oferta de Peronda. Simplemente selecciona un ambiente, marca la superficie que quieras y elige un producto. En menos de un minuto estarás mostrando multitud de propuestas estéticas que seguro ayudarán a conquistar los deseos de tu cliente.

Peronda is committed to detail at every level, which is why we offer you different ways of experiencing the brand – the latest one online! We've also given a lot of thought about how to enhance the sales experience with your customers. We therefore offer a simple programme at www.peronda.com/3D where you can inspire them with the full range by Peronda. Simply select a setting, enter the surface area you want, and choose a product. In less than one minute you can show them all kinds of aesthetic ideas that are bound to help you fulfil your customers' wishes

SOTWARE 3D



Accede al código QR y diseña tu propio espacio con nuestro CONFIGURADOR 3D.
Enter with the QR code and design your own space with our 3D SETTINGS VISUALIZER.





20 MM

Porcelánico espesorado realizado con la última tecnología en producción cerámica. Todos los beneficios de 4D Tech al servicio del producto más robusto de Peronda.

20 mm thick porcelain made with the latest technology in ceramic production. All the benefits of 4D Tech at the service of Pewronda's most robust product.



SHAPED _SP

Relieves creados de manera digital perfectamente coordinados con la impresión gráfica para generar las piezas más naturales nunca vistas en cerámica.

The latest in tile printing technology. With it, textures can be created on different surface layers in a digital way.



LAYER TECH _LT

Última tecnología de decoración cerámica, que permite crear texturas en diferentes capas de la superficie de manera digital.

The latest in tile printing technology. With it, textures can be created on different surface layers in a digital way.

NATURAL _NT

Acabado inherente al producto cerámico cuidando los atributos naturales del mismo para potenciar el detalle de su gráfica.

The tile's natural finish, conserving all its natural characteristics so as to enhance the details of its pattern.



HONED _HO

Brillo satinado irregular que nos evoca el resultado del paso del tiempo sobre una superficie noble.

Uneven polished brightness evoking the result of the passing of time on a fine surface.



DEEP TECH _DT

Permite realizar relieves con un nivel de profundidad extraordinario, llegando hasta los 8 mm de relieve.

Relief surfaces can be created with an extraordinary depth, with reliefs as deep as 8 mm.

LAPADO _LA

Superficies semipulidas que aportan brillo natural a cualquier tipo de espacio.

A semi-polished surface that brings a natural shine to all settings where it is used.

BUSH HAMMERED _BHMR

Suave relieve que confiere textura en superficies de aspecto mate y tacto único.

A matt surface with a gentle relief texture and unique feel.



ALL IN ONE _AS

Usos ilimitados, misma superficie. El acabado All in one aúna suavidad y antideslizamiento. Ahora no hay por qué elegir, puedes tenerlo todo en un único producto.

Unlimited purposes, same surface. All in one finish brings softness and anti slip treatment together. There is no need to choose any more. You can have it all in just one product.



SOFT _SF

Acabado suave y sofisticado en superficies mates de fácil limpieza que enfatiza el detalle del producto.

A soft sophisticated matt finish, conceived to enhance the features of the tile design, on an easy-to-clean surface.



EXTRA WHITE

Gracias a los esfuerzos tecnológicos concentrados en nuevas formulaciones de esmaltes, podemos ofrecer el blanco cerámico más puro hasta la fecha.

Thanks to the technological efforts we channel into finding new glaze formulae, we have come up with the most ultra-white tile finish to date.

ANTISLIP _A

Porcelánicos de aspecto mate y una delicada textura con características antideslizante.

Matt porcelain tiles with a delicate texture and non-slip grip.

ANTISLIP BUSH HAMMERED _ABHMR

Porcelánico antideslizante con rugosidad imperceptible al tacto.

Non-slip porcelain tiles, with a roughness imperceptible to the touch.




BLANCO
White

| Colección Collection | P. |
|---------------------------|-----|
| Pasta Blanca White body | |
| COTTON | 177 |
| DONNA | 183 |
| FROZEN | 193 |
| ICE | 217 |
| LACCIO | 223 |
| PURE | 243 |



CEMENTO
Concrete

| Colección Collection | P. |
|---------------------------|-----|
| Porcelánico porcelain | |
| ALLEY 4D | 49 |
| DOWNTOWN 4D | 73 |
| DOWNTOWN FLOOR | 77 |
| GROUND | 101 |
| GROUND 4D | 97 |
| GRUNGE FLOOR | 107 |
| PLANET | 149 |
| SHARK | 155 |
| Pasta Blanca White body | |
| DONNA | 183 |
| DOWNTOWN WALL | 185 |
| GROUND WALL | 205 |
| GRUNGE WALL | 209 |
| SALINES | 251 |



COLORES
Colours

| Colección Collection | P. |
|-------------------------|-----|
| Porcelánico porcelain | |
| HOUSE OF VANITY | 111 |
| FS FIELD | 287 |
| FS HERITAGE | 295 |
| FS IVY | 298 |
| FS MARAIS | 305 |
| FS MUD | 309 |
| FS RAKU | 319 |
| FS ROCKSTAR | 325 |
| Gres Single fired | |
| FS ARLES | 269 |
| FS CLAY | 277 |
| FS ETNA | 283 |
| FS HERITAGE | 295 |



COLORES
Colours

| Colección Collection | P. |
|---------------------------|-----|
| Gres Single fired | |
| FS IVY | 298 |
| FS ROOTS | 327 |
| FS SEA | 329 |
| FS STAR | 333 |
| FS STAR LT | 337 |
| FS WABI SABI | 347 |
| FS YARD | 351 |
| Pasta Blanca White body | |
| PALETTE | 239 |
| FS IRON | 297 |
| FS LOFT | 303 |
| FS MUD | 309 |
| FS TRADITION | 343 |
| FS RAKU | 319 |



MADERA
Wood

| Colección Collection | P. |
|---------------------------|-----|
| Porcelánico porcelain | |
| ASPEN | 57 |
| ESSENCE | 79 |
| GRANIER FLOOR | 91 |
| GROVE | 105 |
| LENK | 113 |
| MUMBLE | 137 |
| UNIQUE | 157 |
| VERBIER | 159 |
| WHISTLER | 165 |
| Pasta Blanca White body | |
| GRANIER WALL | 201 |
| VERBIER WALL | 255 |



METAL
Metal

| Colección Collection | P. |
|---------------------------|-----|
| Porcelánico porcelain | |
| BRASS | 59 |
| Pasta Blanca White body | |
| MITTE | 235 |



PIEDRA
Stone

| Colección Collection | P. |
|---------------------------|-----|
| Porcelánico porcelain | |
| ALPINE 4D | 53 |
| CLUNY 4D | 61 |
| CLUNY FLOOR | 69 |
| GHENT 4D | 81 |
| GHENT FLOOR | 87 |
| LUCCA 4D | 117 |
| LUCCA FLOOR | 123 |
| MANHATTAN 4D | 127 |
| MANHATTAN FLOOR | 133 |
| MYSTIC 4D | 141 |
| NATURE FLOOR | 145 |
| SATYA | 153 |
| Pasta Blanca White body | |
| CLUNY WALL | 171 |
| DANUBIO | 181 |
| ERTA | 191 |
| GHENT WALL | 197 |
| LUCCA WALL | 225 |
| MANHATTAN WALL | 229 |
| NATURE WALL | 237 |
| VIBRATO | 259 |



TEXTURA
Texture

| Colección Collection | P. |
|---------------------------|-----|
| Gres Single fired | |
| FS ARLES | 269 |
| FS HERITAGE | 295 |
| FS SEA | 329 |
| FS STAR LT | 337 |
| Pasta Blanca White body | |
| FS MUD | 309 |
| FS RAKU | 319 |
| FS TRADITION | 343 |



VINTAGE
Fs

| Colección Collection | P. |
|---------------------------|-----|
| Porcelánico porcelain | |
| FS MARAIS | 305 |
| FS MELVIN | 307 |
| FS NORWICH | 312 |
| FS OFELIA | 313 |
| FS ROAD | 321 |
| FS ROCKSTAR | 325 |
| FS SEATTLE | 330 |
| FS SENA | 331 |
| FS VENDOME | 344 |
| FS VENECIA | 345 |
| FS WILD | 349 |
| Gres Single fired | |
| FS ALORA | 268 |
| FS ARLES | 269 |
| FS ARTISAN | 271 |
| FS AURORA | 272 |
| FS BLUME | 273 |
| FS BRETAGNE | 274 |
| FS CHESTER | 275 |
| FS CLAY | 277 |
| FS DAMERO | 281 |
| FS ETNA | 283 |
| FS FAENZA | 285 |
| FS FIELD | 287 |
| FS FOREST | 291 |
| FS HERITAGE | 295 |
| FS IVY | 298 |
| FS JAIPUR | 299 |
| FS MARRAKECH | 306 |
| FS MIRAMBEL | 308 |
| FS ORIGINAL | 315 |
| FS PORTO | 317 |
| FS ROOTS | 327 |
| FS SAJA | 328 |
| FS SEA | 329 |
| FS STAR | 333 |
| FS STAR LT | 337 |
| FS TEMPLE | 341 |
| FS TRADITION | 343 |
| FS WABI SABI | 347 |
| FS YARD | 351 |
| Pasta Blanca White body | |
| FS IRON | 297 |
| FS LOFT | 303 |
| FS MUD | 309 |
| FS TRADITION | 343 |
| FS RAKU | 319 |



| Clase 1_ UNE-ENV-12633 | | |
|-------------------------|---------------------|-----|
| Colección Collection | Acabado Finished | P. |
| ALLEY 4D | Natural | 49 |
| ALPINE 4D | Shaped | 53 |
| ASPEN | Natural | 57 |
| BRASS | Lapado | 59 |
| CLUNY 4D | Shaped | 61 |
| CLUNY FLOOR | Soft | 69 |
| DOWNTOWN 4D | Shaped | 73 |
| ESSENCE | Natural | 79 |
| FS ALORA | Natural | 268 |
| FS ARTISAN | Natural | 271 |
| FS AURORA | Natural | 272 |
| FS BLUME | Natural | 273 |
| FS BRETAGNE | Natural | 274 |
| FS CHESTER | Natural | 275 |
| FS CLAY | Natural | 277 |
| FS DAMERO | Natural | 281 |
| FS ETNA | Natural | 283 |
| FS FAENZA | Natural | 285 |
| FS FOREST | Natural | 291 |
| FS IVY | Natural | 298 |
| FS JAIPUR | Natural | 299 |
| FS MARAIS | Natural | 305 |
| FS MARRAKECH | Natural | 306 |
| FS MELVIN | Natural | 307 |
| FS NORWICH | Natural | 312 |
| FS ORIGINAL | Natural | 315 |
| FS PORTO | Natural | 317 |
| FS ROOTS | Natural | 327 |
| FS SAJA | Natural | 328 |
| FS SEATTLE | Natural | 330 |
| FS SENA | Natural | 331 |
| FS STAR | Natural | 333 |
| FS STAR | Natural | 333 |
| FS TEMPLE | Natural | 341 |
| FS VENDOME | Natural | 344 |
| FS WABI SABI | Natural | 347 |
| FS YARD | Natural | 351 |
| GHENT 4D | Shaped | 81 |
| Grove | Natural | 105 |
| House of Vanity | Natural | 111 |
| LUCCA 4D | Shaped | 117 |
| LUCCA FLOOR | Soft | 123 |
| MANHATTAN 4D | Shaped | 127 |
| Mumble | Natural | 137 |
| Mumble | Natural | 137 |
| MYSTIC 4D | Natural | 141 |
| Planet | Soft | 149 |
| Satya | Natural | 153 |
| Shark | Lapado | 155 |
| Unique | Natural | 157 |
| Whistler | Natural | 165 |

| Clase 2_ UNE-ENV-12633 | | |
|-------------------------|---------------------|-----|
| Colección Collection | Acabado Finished | P. |
| BRASS | Natural | 59 |
| DOWNTOWN FLOOR | Natural | 77 |
| DOWNTOWN FLOOR | Shaped | 77 |
| FS CHESTER | Natural | 275 |
| FS MIRAMBEL | Natural | 308 |
| FS OFELIA | Natural | 313 |
| FS ORIGINAL | Natural | 315 |
| FS STAR LT | Layer Tech | 337 |
| FS VENECIA | Natural | 345 |
| GHENT FLOOR | Natural | 87 |
| GROUND | Lapado | 101 |
| GROUND | Soft | 101 |
| LUCCA FLOOR | Natural | 123 |
| MYSTIC 4D | Bush hammered | 141 |
| NATURE FLOOR | Soft | 145 |
| PLANET | Natural | 149 |
| SHARK | Natural | 155 |
| SHARK | Lapado | 155 |

| Clase 3_ UNE-ENV-12633 | | |
|-------------------------|------------------------|-----|
| Colección Collection | Acabado Finished | P. |
| ALLEY 4D | Antislip bush hammered | 49 |
| ASPEN | Antislip | 57 |
| CLUNY 4D | Antislip | 61 |
| CLUNY FLOOR | All in one | 69 |
| DOWNTOWN FLOOR | Antislip | 77 |
| ESSENCE | Antislip | 79 |
| FS FIELD | Layer Tech_ All in one | 287 |
| FS ROAD | All in one | 321 |
| FS ROCKSTAR | All in one | 325 |
| FS WILD | All in one | 349 |
| GHENT 4D | Antislip | 81 |
| GHENT FLOOR | All in one | 87 |
| GRANIER FLOOR | All in one | 91 |
| GROUND | Antislip | 101 |
| GRUNGE FLOOR | All in one | 107 |
| GRUNGE WALL | Natural | 209 |
| LENK | All in one | 113 |
| LUCCA FLOOR | All in one | 123 |
| MANHATTAN 4D | Antislip | 127 |
| MANHATTAN FLOOR | All in one | 133 |
| MUMBLE | Antislip | 137 |
| MYSTIC 4D | Antislip bush hammered | 141 |
| NATURE FLOOR | Antislip | 145 |
| NATURE FLOOR | Antislip bush hammered | 145 |
| PLANET | Antislip | 149 |
| SATYA | Antislip | 153 |
| VERBIER | All in one | 159 |
| WHISTLER | Antislip | 165 |

| A_ DIN 51097 | | |
|-------------------------|---------------------|-----|
| Colección Collection | Acabado Finished | P. |
| MYSTIC 4D | Natural | 141 |

| A+B_ DIN 51097 | | |
|-------------------------|---------------------|-----|
| Colección Collection | Acabado Finished | P. |
| ASPEN | Antislip natural | 57 |
| BRASS | Natural | 59 |
| DOWNTOWN FLOOR | Natural | 77 |
| DOWNTOWN FLOOR | Shaped | 77 |
| ESSENCE | Antislip natural | 79 |
| FS ARTISAN | Natural | 271 |
| FS CHESTER | Natural | 275 |
| FS MIRAMBEL | Natural | 308 |
| FS OFELIA | Natural | 313 |
| FS ORIGINAL | Natural | 315 |
| FS VENECIA | Natural | 345 |
| GHENT FLOOR | Natural | 87 |
| GROUND | Soft | 101 |
| LUCCA FLOOR | Natural | 123 |
| MYSTIC 4D | Bush hammered | 141 |
| NATURE FLOOR | Soft | 145 |
| PLANET | Natural | 149 |
| PLANET | Soft | 149 |
| SATYA | Natural | 153 |
| SHARK | Natural | 155 |
| WHISTLER | Antislip natural | 165 |

| A+B+C_ DIN 51097 | | |
|-------------------------|------------------------|-----|
| Colección Collection | Acabado Finished | P. |
| ALLEY 4D | Antislip bush hammered | 49 |
| CLUNY 4D | Antislip | 61 |
| CLUNY FLOOR | All in one | 69 |
| DOWNTOWN FLOOR | Antislip | 77 |
| FS ROAD | All in one | 321 |
| FS ROCKSTAR | All in one | 325 |
| FS WILD | All in one | 349 |
| GHENT 4D | Antislip | 81 |
| GHENT FLOOR | All in one | 87 |
| GRANIER FLOOR | All in one | 91 |
| GRANIER FLOOR | All in one | 91 |
| GROUND | Antislip | 101 |
| GRUNGE FLOOR | All in one | 107 |
| GRUNGE WALL | Natural | 209 |
| LENK | All in one | 113 |
| LENK | All in one | 113 |
| MANHATTAN 4D | Antislip | 127 |
| MANHATTAN FLOOR | All in one | 133 |
| MUMBLE | Antislip | 137 |
| MYSTIC 4D | Antislip bush hammered | 141 |
| NATURE FLOOR | Antislip | 145 |
| NATURE FLOOR | Antislip bush hammered | 145 |
| PLANET | Antislip | 149 |
| SATYA | Antislip | 153 |
| VERBIER | All in one | 159 |
| VERBIER | All in one | 159 |

| R9_ DIN 51130 | | |
|-------------------------|---------------------|-----|
| Colección Collection | Acabado Finished | P. |
| ALLEY 4D | Natural | 49 |
| ASPEN | Natural | 57 |
| BRASS | Lapado | 59 |
| ESSENCE | Natural | 79 |
| FS ALORA | Natural | 268 |
| FS ARTISAN | Natural | 271 |
| FS AURORA | Natural | 272 |
| FS BLUME | Natural | 273 |
| FS BRETAGNE | Natural | 274 |
| FS CHESTER | Natural | 275 |
| FS CLAY | Natural | 277 |
| FS DAMERO | Natural | 281 |
| FS ETNA | Natural | 283 |
| FS FAENZA | Natural | 285 |
| FS IVY | Natural | 298 |
| FS MARAIS | Natural | 305 |
| FS MARRAKECH | Natural | 306 |
| FS MELVIN | Natural | 307 |
| FS NORWICH | Natural | 312 |
| FS ORIGINAL | Natural | 315 |
| FS PORTO | Natural | 317 |
| FS ROOTS | Natural | 327 |
| FS SEATTLE | Natural | 330 |
| FS SENA | Natural | 331 |
| FS STAR | Natural | 333 |
| FS TEMPLE | Natural | 341 |
| FS VENDOME | Natural | 344 |
| FS WABI SABI | Natural | 347 |
| FS YARD | Natural | 351 |
| GROUND | Lapado | 101 |
| GROVE | Natural | 105 |
| HOUSE OF VANITY | Natural | 111 |
| MUMBLE | Natural | 137 |
| MYSTIC 4D | Natural | 141 |
| PLANET | Soft | 149 |
| SATYA | Natural | 153 |
| SHARK | Lapado | 155 |
| UNIQUE | Natural | 157 |
| WHISTLER | Natural | 165 |
| R10_ DIN 51130 | | |
| Colección Collection | Acabado Finished | P. |
| BRASS | Natural | 59 |
| DOWNTOWN FLOOR | Natural | 77 |
| DOWNTOWN FLOOR | Shaped | 77 |
| FS ARTISAN | Natural | 271 |
| FS CHESTER | Natural | 275 |
| FS JAIPUR | Natural | 299 |
| FS MIRAMBEL | Natural | 308 |
| FS OFELIA | Natural | 313 |
| FS ORIGINAL | Natural | 315 |
| FS STAR LT | Layer Tech | 337 |
| GHENT FLOOR | Natural | 87 |
| GROUND | Soft | 101 |
| LUCCA FLOOR | Natural | 123 |
| LUCCA FLOOR | Natural | 123 |
| MYSTIC 4D | Bush hammered | 141 |
| NATURE FLOOR | Soft | 145 |
| PLANET | Natural | 149 |
| SHARK | Natural | 155 |

| R11_ DIN 51130 | | |
|-------------------------|------------------------|-----|
| Colección Collection | Acabado Finished | P. |
| ALLEY 4D | Antislip bush hammered | 49 |
| ASPEN | Antislip | 57 |
| CLUNY 4D | Antislip | 61 |
| CLUNY FLOOR | All in one | 69 |
| DOWNTOWN FLOOR | Antislip | 77 |
| ESSENCE | Antislip | 79 |
| FS FIELD | Layer Tech_All in one | 287 |
| FS ROAD | All in one | 321 |
| FS ROCKSTAR | All in one | 325 |
| FS VENECIA | Natural | 345 |
| FS WILD | All in one | 349 |
| GHENT 4D | Antislip | 81 |
| GHENT FLOOR | All in one | 87 |
| GRANIER FLOOR | All in one | 91 |
| GRUNGE WALL | Natural | 209 |
| LENK | All in one | 113 |
| LUCCA FLOOR | All in one | 123 |
| MANHATTAN 4D | Antislip | 127 |
| MANHATTAN FLOOR | All in one | 133 |
| MUMBLE | Antislip | 137 |
| NATURE FLOOR | Antislip | 145 |
| NATURE FLOOR | Antislip bush hammered | 145 |
| SATYA | Antislip | 153 |
| VERBIER | All in one | 159 |
| WHISTLER | Antislip | 165 |
| R12_ DIN 51130 | | |
| Colección Collection | Acabado Finished | P. |
| GROUND | Antislip | 101 |
| MYSTIC 4D | Antislip bush hammered | 141 |
| PLANET | Antislip | 149 |
| PTV_ BS-7976-2 | | |
| Colección Collection | Acabado Finished | P. |
| ALLEY 4D | Antislip bush hammered | 49 |
| ASPEN | Antislip | 57 |
| BRASS | Natural | 59 |
| CLUNY 4D | Antislip | 61 |
| CLUNY FLOOR | All in one | 69 |
| DOWNTOWN FLOOR | Natural | 77 |
| DOWNTOWN FLOOR | Shaped | 77 |
| DOWNTOWN FLOOR | Antislip | 77 |
| ESSENCE | Antislip | 79 |
| FS ALORA | Natural | 268 |
| FS ARTISAN | Natural | 271 |
| FS AURORA | Natural | 272 |
| FS CHESTER | Natural | 275 |
| FS CLAY | Natural | 277 |
| FS DAMERO | Natural | 281 |
| FS FIELD | Layer Tech_ All in one | 287 |
| FS IVY | Natural | 298 |
| FS JAIPUR | Natural | 299 |
| FS MARAIS | Natural | 305 |
| FS MARRAKECH | Natural | 306 |
| FS MIRAMBEL | Natural | 308 |
| FS OFELIA | Natural | 313 |
| FS ORIGINAL | Natural | 315 |
| FS PORTO | Natural | 317 |

| PTV_ BS-7976-2 | | |
|-------------------------|------------------------|-----|
| Colección Collection | Acabado Finished | P. |
| FS ROAD | All in one | 321 |
| FS ROCKSTAR | All in one | 325 |
| FS ROOTS | Natural | 327 |
| FS SENA | Natural | 331 |
| FS STAR | Natural | 333 |
| FS STAR LT | Layer Tech | 337 |
| FS TEMPLE | Natural | 341 |
| FS VENDOME | Natural | 344 |
| FS VENECIA | Natural | 345 |
| FS WABI SABI | Natural | 347 |
| FS WILD | All in one | 349 |
| FS YARD | Natural | 351 |
| GHENT 4D | Antislip | 81 |
| GHENT FLOOR | All in one | 87 |
| GHENT FLOOR | Natural | 87 |
| GRANIER FLOOR | All in one | 91 |
| GROUND | Soft | 101 |
| GROUND | Antislip | 101 |
| GRUNGE FLOOR | All in one | 107 |
| GRUNGE WALL | Natural | 209 |
| LENK | All in one | 113 |
| LUCCA FLOOR | All in one | 123 |
| LUCCA FLOOR | Natural | 123 |
| MANHATTAN 4D | Antislip | 127 |
| MANHATTAN FLOOR | All in one | 133 |
| MUMBLE | Antislip | 137 |
| MYSTIC 4D | Antislip bush hammered | 141 |
| MYSTIC 4D | Bush hammered | 141 |
| NATURE FLOOR | Antislip bush hammered | 145 |
| NATURE FLOOR | Soft | 145 |
| PLANET | Natural | 149 |
| PLANET | Soft | 149 |
| PLANET | Antislip | 149 |
| SATYA | Antislip | 153 |
| SATYA | Natural | 153 |
| SHARK | Natural | 155 |
| VERBIER | All in one | 159 |
| WHISTLER | Antislip | 165 |
| DCOF_ | | |
| Colección Collection | Acabado Finished | P. |
| ALLEY 4D | Antislip bush hammered | 49 |
| ALLEY 4D | Natural | 49 |
| ALPINE 4D | Shaped | 53 |
| ASPEN | Natural | 57 |
| ASPEN | Antislip | 57 |
| BRASS | Natural | 59 |
| CLUNY 4D | Shaped | 61 |
| CLUNY 4D | Antislip | 61 |
| CLUNY FLOOR | All in one | 69 |
| CLUNY FLOOR | Soft | 69 |
| DOWNTOWN 4D | Shaped | 73 |
| DOWNTOWN FLOOR | Natural | 77 |
| DOWNTOWN FLOOR | Shaped | 77 |
| DOWNTOWN FLOOR | Antislip | 77 |
| ESSENCE | Antislip | 79 |
| ESSENCE | Natural | 79 |
| FS ALORA | Natural | 268 |
| FS ARTISAN | Natural | 271 |
| FS AURORA | Natural | 272 |
| FS BLUME | Natural | 273 |
| FS CHESTER | Natural | 275 |
| FS CLAY | Natural | 277 |

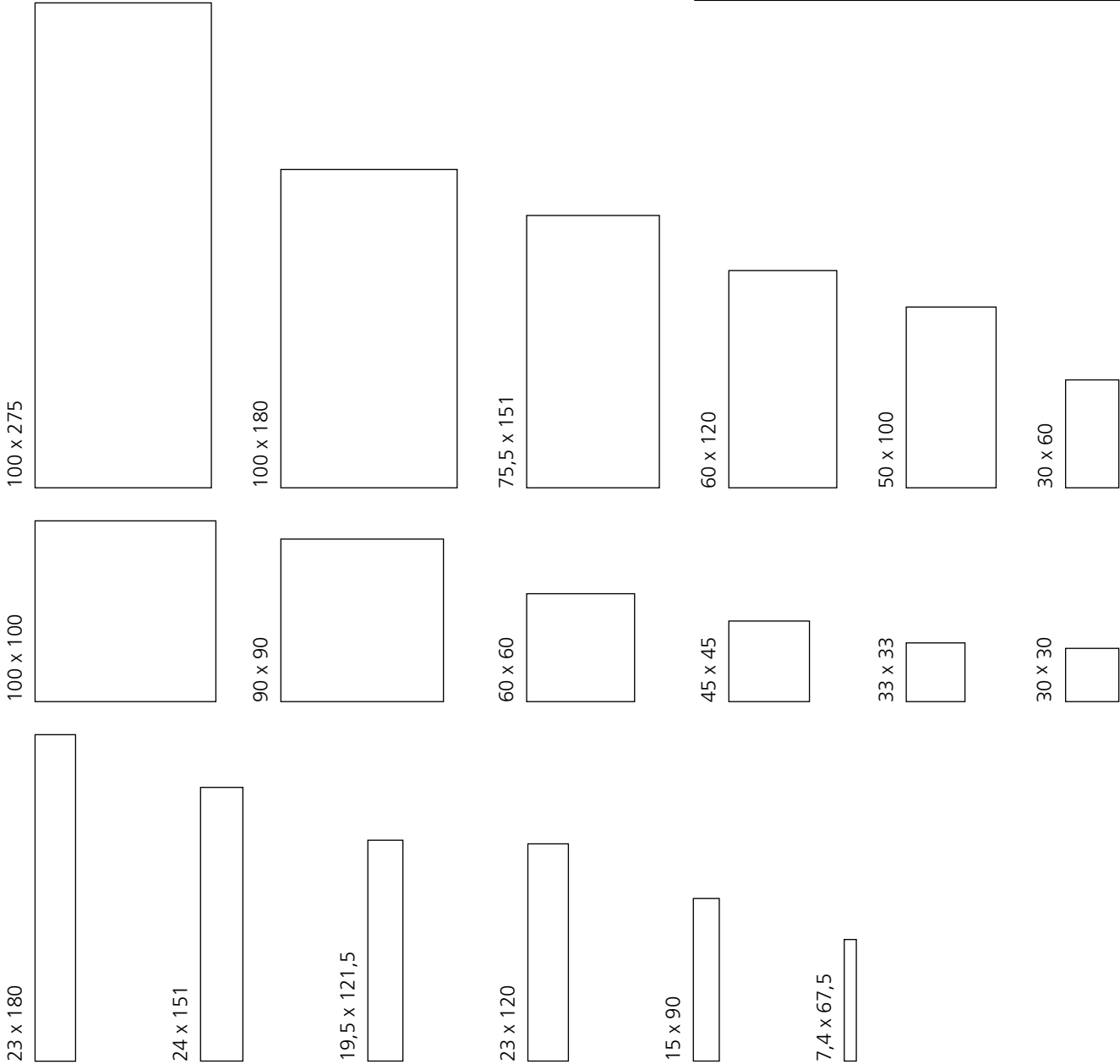
| DCOF_ | | |
|-------------------------|------------------------|-----|
| Colección Collection | Acabado Finished | P. |
| FS DAMERO | Natural | 281 |
| FS ETNA | Natural | 283 |
| FS FIELD | Layer Tech_All in one | 287 |
| FS IVY | Natural | 298 |
| FS JAIPUR | Natural | 299 |
| FS MARAIS | Natural | 305 |
| FS MARRAKECH | Natural | 306 |
| FS MIRAMBEL | Natural | 308 |
| FS NORWICH | Natural | 312 |
| FS OFELIA | Natural | 313 |
| FS ORIGINAL | Natural | 315 |
| FS PORTO | Natural | 317 |
| FS ROAD | All in one | 321 |
| FS ROCKSTAR | All in one | 325 |
| FS ROOTS | Natural | 327 |
| FS SENA | Natural | 331 |
| FS STAR | Natural | 333 |
| FS STAR LT | Layer Tech | 337 |
| FS TEMPLE | Natural | 341 |
| FS VENDOME | Natural | 344 |
| FS VENECIA | Natural | 345 |
| FS WABI SABI | Natural | 347 |
| FS WILD | All in one | 349 |
| FS YARD | Natural | 351 |
| GHENT 4D | Shaped | 81 |
| GHENT 4D | Antislip | 81 |
| GHENT FLOOR | All in one | 87 |
| GHENT FLOOR | Natural | 87 |
| GRANIER FLOOR | All in one | 91 |
| GROUND | Lapado | 101 |
| GROUND | Soft | 101 |
| GROUND | Antislip | 101 |
| GRUNGE FLOOR | All in one | 107 |
| GRUNGE WALL | Natural | 209 |
| LENK | All in one | 113 |
| LUCCA 4D | Shaped | 117 |
| LUCCA FLOOR | All in one | 123 |
| LUCCA FLOOR | Natural | 123 |
| LUCCA FLOOR | Natural | 123 |
| LUCCA FLOOR | Natural | 123 |
| MANHATTAN 4D | Shaped | 127 |
| MANHATTAN 4D | Antislip | 127 |
| MANHATTAN FLOOR | All in one | 133 |
| MUMBLE | Antislip | 137 |
| MYSTIC 4D | Antislip bush hammered | 141 |
| MYSTIC 4D | Bush hammered | 141 |
| MYSTIC 4D | Natural | 141 |
| NATURE FLOOR | Antislip | 145 |
| NATURE FLOOR | Antislip bush hammered | 145 |
| NATURE FLOOR | Soft | 145 |
| PLANET | Natural | 149 |
| PLANET | Soft | 149 |
| PLANET | Antislip | 149 |
| SATYA | Antislip | 153 |
| VERBIER | All in one | 159 |
| VERBIER | All in one | 159 |
| WHISTLER | Antislip | 165 |
| WHISTLER | Natural | 165 |

| UPEC_ QB UPEC | | | | | |
|-------------------------|-----------------|---------------------|-------------------|----------------|-----|
| Colección Collection | Color Colour | Acabado Finished | Formato Format | Valor Value | P. |
| GROUND | BONE | Lapatto | 60x60x1 | U4 P4+ E3 C2 | 101 |
| GROUND | BONE | Soft | 60x60x1 | U4 P4+ E3 C2 | 101 |
| GROUND | BONE | Antislip | 60x60x1 | U4 P4+ E3 C2 | 101 |
| GROUND | GREY | Lapatto | 60x60x1 | U4 P4+ E3 C2 | 101 |
| GROUND | GREY | Soft | 60x60x1 | U4 P4+ E3 C2 | 101 |
| GROUND | GREY | Antislip | 60x60x1 | U4 P4+ E3 C2 | 101 |
| GROUND | SILVER | Lapatto | 60x60x1 | U4 P4+ E3 C2 | 101 |
| GROUND | SILVER | Soft | 60x60x1 | U4 P4+ E3 C2 | 101 |
| GROUND | SILVER | Antislip | 60x60x1 | U4 P4+ E3 C2 | 101 |
| GROUND | BONE | Lapatto | 90x90x1 | U4 P3 E3 C2 | 101 |
| GROUND | BONE | Soft | 90x90x1 | U4 P3 E3 C2 | 101 |
| GROUND | BONE | Antislip | 90x90x1 | U4 P3 E3 C2 | 101 |
| GROUND | GREY | Lapatto | 90x90x1 | U4 P3 E3 C2 | 101 |
| GROUND | GREY | Soft | 90x90x1 | U4 P3 E3 C2 | 101 |
| GROUND | GREY | Antislip | 90x90x1 | U4 P3 E3 C2 | 101 |
| GROUND | SILVER | Lapatto | 90x90x1 | U4 P3 E3 C2 | 101 |
| GROUND | SILVER | Soft | 90x90x1 | U4 P3 E3 C2 | 101 |
| GROUND | SILVER | Antislip | 90x90x1 | U4 P3 E3 C2 | 101 |
| GRUNGE FLOOR | ANTHRACITE | All in one | 60x120x1 | U4P3E3C2 | 107 |
| GRUNGE FLOOR | BEIGE | All in one | 60x120x1 | U4P3E3C2 | 107 |
| GRUNGE FLOOR | GREY | All in one | 60x120x1 | U4P3E3C2 | 107 |
| GRUNGE FLOOR | WHITE | All in one | 60x120x1 | U4P3E3C2 | 107 |
| GRUNGE FLOOR | ANTHRACITE | All in one | 60x60x1 | U4P4+E3C2 | 107 |
| GRUNGE FLOOR | BEIGE | All in one | 60x60x1 | U4P4+E3C2 | 107 |
| GRUNGE FLOOR | GREY | All in one | 60x60x1 | U4P4+E3C2 | 107 |
| GRUNGE FLOOR | WHITE | All in one | 60x60x1 | U4P4+E3C2 | 107 |
| GRUNGE FLOOR | ANTHRACITE | All in one | 90x90x1 | U4P3E3C2 | 107 |
| GRUNGE FLOOR | BEIGE | All in one | 90x90x1 | U4P3E3C2 | 107 |
| GRUNGE FLOOR | GREY | All in one | 90x90x1 | U4P3E3C2 | 107 |
| GRUNGE FLOOR | WHITE | All in one | 90x90x1 | U4P3E3C2 | 107 |
| LENK | HONEY | All in one | 19,5x121,5x1 | U3 P2 E3 C2 | 113 |
| LENK | WALNUT | All in one | 19,5x121,5x1 | U3 P2 E3 C2 | 113 |
| LENK | ASH | All in one | 19,5x121,5x1 | U3 P2 E3 C2 | 113 |
| LENK | SMOKE | All in one | 19,5x121,5x1 | U25 P2 E3 C2 | 113 |
| LENK | TAUPE | All in one | 19,5x121,5x1 | U3 P2 E3 C2 | 113 |
| LENK | WHITE | All in one | 19,5x121,5x1 | U3 P2 E3 C2 | 113 |
| LENK | HONEY | All in one | 24x151x1 | U3 P2 E3 C2 | 113 |
| LENK | WALNUT | All in one | 24x151x1 | U3 P2 E3 C2 | 113 |
| LENK | ASH | All in one | 24x151x1 | U3 P2 E3 C2 | 113 |
| LENK | SMOKE | All in one | 24x151x1 | U25 P2 E3 C2 | 113 |
| LENK | TAUPE | All in one | 24x151x1 | U25 P2 E3 C2 | 113 |
| LENK | WHITE | All in one | 24x151x1 | U3 P2 E3 C2 | 113 |
| NATURE FLOOR | ANTHRACITE | Soft | 60x120x1 | U4P3E3C2 | 145 |
| NATURE FLOOR | BEIGE | Soft | 60x120x1 | U4P3E3C2 | 145 |
| NATURE FLOOR | GREY | Soft | 60x120x1 | U4P3E3C2 | 145 |
| NATURE FLOOR | WHITE | Soft | 60x120x1 | U4P3E3C2 | 145 |
| NATURE FLOOR | ANTHRACITE | Soft | 60x60x1 | U4P4+E3C2 | 145 |
| NATURE FLOOR | BEIGE | Soft | 60x60x1 | U4P4+E3C2 | 145 |
| NATURE FLOOR | GREY | Soft | 60x60x1 | U4P4+E3C2 | 145 |
| NATURE FLOOR | WHITE | Soft | 60x60x1 | U4P4+E3C2 | 145 |
| NATURE FLOOR | ANTHRACITE | Soft | 90x90x1 | U4P3E3C2 | 145 |
| NATURE FLOOR | BEIGE | Soft | 90x90x1 | U4P3E3C2 | 145 |
| NATURE FLOOR | GREY | Soft | 90x90x1 | U4P3E3C2 | 145 |
| NATURE FLOOR | WHITE | Soft | 90x90x1 | U4P3E3C2 | 145 |
| PLANET | ANTHRACITE | Soft | 30x60x1 | U4 P3 E3 C2 | 149 |
| PLANET | BONE | Soft | 30x60x1 | U4 P3 E3 C2 | 149 |
| PLANET | MUD | Soft | 30x60x1 | U4 P3 E3 C2 | 149 |
| PLANET | SILVER | Soft | 30x60x1 | U4 P3 E3 C2 | 149 |
| PLANET | WHITE | Soft | 30x60x1 | U4 P3 E3 C2 | 149 |
| PLANET | ANTHRACITE | Natural | 60x60x1 | U4 P4 E3 C2 | 149 |
| PLANET | BONE | Natural | 60x60x1 | U4 P4 E3 C2 | 149 |

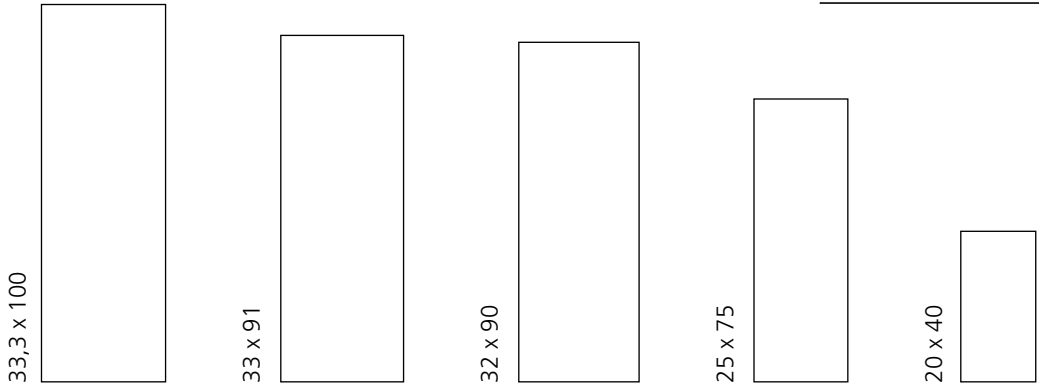
| UPEC_ | | | | QB UPEC | |
|-------------------------|-----------------|---------------------|-------------------|----------------|-----|
| Colección Collection | Color Colour | Acabado Finished | Formato Format | Valor Value | P. |
| PLANET | ANTHRACITE | Soft | 60x60x1 | U4 P4 E3 C2 | 149 |
| PLANET | ANTHRACITE | Antislip | 60x60x1 | U4 P4 E3 C2 | 149 |
| PLANET | MUD | Natural | 60x60x1 | U4 P4 E3 C2 | 149 |
| PLANET | SILVER | Natural | 60x60x1 | U4 P4 E3 C2 | 149 |
| PLANET | BONE | Soft | 60x60x1 | U4 P4 E3 C2 | 149 |
| PLANET | BONE | Antislip | 60x60x1 | U4 P4 E3 C2 | 149 |
| PLANET | WHITE | Natural | 60x60x1 | U4 P4 E3 C2 | 149 |
| PLANET | MUD | Soft | 60x60x1 | U4 P4 E3 C2 | 149 |
| PLANET | MUD | Antislip | 60x60x1 | U4 P4 E3 C2 | 149 |
| PLANET | SILVER | Soft | 60x60x1 | U4 P4 E3 C2 | 149 |
| PLANET | SILVER | Antislip | 60x60x1 | U4 P4 E3 C2 | 149 |
| PLANET | WHITE | Soft | 60x60x1 | U4 P4 E3 C2 | 149 |
| PLANET | ANTHRACITE | Soft | 90x90x1 | U4 P3 E3 C2 | 149 |
| PLANET | ANTHRACITE | Antislip | 90x90x1 | U4 P3 E3 C2 | 149 |
| PLANET | BONE | Soft | 90x90x1 | U4 P3 E3 C2 | 149 |
| PLANET | BONE | Antislip | 90x90x1 | U4 P3 E3 C2 | 149 |
| PLANET | ANTHRACITE | Natural | 90x90x1 | U4 P3 E3 C2 | 149 |
| PLANET | MUD | Soft | 90x90x1 | U4 P3 E3 C2 | 149 |
| PLANET | MUD | Antislip | 90x90x1 | U4 P3 E3 C2 | 149 |
| PLANET | BONE | Natural | 90x90x1 | U4 P3 E3 C2 | 149 |
| PLANET | MUD | Natural | 90x90x1 | U4 P3 E3 C2 | 149 |
| PLANET | SILVER | Soft | 90x90x1 | U4 P3 E3 C2 | 149 |
| PLANET | SILVER | Antislip | 90x90x1 | U4 P3 E3 C2 | 149 |
| PLANET | SILVER | Natural | 90x90x1 | U4 P3 E3 C2 | 149 |
| PLANET | WHITE | Natural | 90x90x1 | U4 P3 E3 C2 | 149 |
| PLANET | WHITE | Soft | 90x90x1 | U4 P3 E3 C2 | 149 |
| SATYA | BEIGE | Natural | 90x90x1 | U3P3E3C2 | 153 |
| SATYA | GREY | Antislip | 90x90x1 | U25 P3 E3 C2 | 153 |
| SATYA | GREY | Natural | 90x90x1 | U25P3E3C2 | 153 |
| SATYA | BONE | Antislip | 90x90x1 | U35 P3 E3 C2 | 153 |
| SATYA | BONE | Natural | 90x90x1 | U3P3E3C2 | 153 |
| SHARK | WHITE | Lapatto | 60x60x1 | U4 P4 E3 C2 | 155 |
| SHARK | WHITE | Natural | 60x60x1 | U35 P3 E3 C2 | 155 |
| SHARK | BLACK | Lapatto | 60x60x1 | U4 P4 E3 C2 | 155 |
| SHARK | BLACK | Natural | 60x60x1 | U3 P3 E3 C2 | 155 |
| SHARK | SILVER | Lapatto | 60x60x1 | U4 P4 E3 C2 | 155 |
| SHARK | SILVER | Natural | 60x60x1 | U3 P3 E3 C2 | 155 |
| | | | | | |
| WALLPEC_ | | | | QB UPEC | |
| Colección Collection | Color Colour | Acabado Finished | Formato Format | Valor Value | P. |
| DONNA | SAND | NATURAL | 33,3x100x0,75 | WALLPE3C2 | 183 |
| DONNA | SILVER | NATURAL | 33,3x100x0,75 | WALLPE3C2 | 183 |
| DONNA | WHITE | NATURAL | 33,3x100x0,75 | WALLPE3C2 | 183 |
| DOWNTOWN 4D | ANTHRACITE | SHAPED | 100x180x0,6 | WALLPE3C2 | 73 |
| DOWNTOWN 4D | BEIGE | SHAPED | 100x180x0,6 | WALLPE3C2 | 73 |
| DOWNTOWN 4D | GREY | SHAPED | 100x180x0,6 | WALLPE3C2 | 73 |
| DOWNTOWN 4D | WHITE | SHAPED | 100x180x0,6 | WALLPE3C2 | 73 |
| FROZEN | WHITE | NATURAL | 33,3x100x0,75 | WALLPE3C2 | 193 |
| FROZEN | WHITE | NATURAL | 32x90x1,05 | WALLPE3C2 | 193 |
| LUCCA 4D | ANTHRACITE | SHAPED | 100x180x0,6 | WALLPE3C2 | 117 |
| LUCCA 4D | BEIGE | SHAPED | 100x180x0,6 | WALLPE3C2 | 117 |
| LUCCA 4D | GREY | SHAPED | 100x180x0,6 | WALLPE3C2 | 117 |
| LUCCA 4D | WHITE | SHAPED | 100x180x0,6 | WALLPE3C2 | 117 |
| NATURE | SAND | NATURAL | 32x90x1,05 | WALLPE3C2 | 237 |
| NATURE | SILVER | NATURAL | 32x90x1,05 | WALLPE3C2 | 237 |
| NATURE | WHITE | NATURAL | 32x90x1,05 | WALLPE3C2 | 237 |
| PURE | WHITE | NATURAL | 33,3x100x0,75 | WALLPE3C2 | 243 |
| PURE | WHITE | NATURAL | 32x90x1,05 | WALLPE3C2 | 243 |
| VIBRATO | G | NATURAL | 25x75x1,05 | WALLPE3C2 | 259 |
| VIBRATO | H | NATURAL | 25x75x1,05 | WALLPE3C2 | 259 |



PAVIMENTO / FLOOR



REVESTIMIENTO / WALL



| PAVIMENTO / FLOOR | | | |
|------------------------|----------------------------|------------------------|-----|
| Formato / Format cm | Formato / Format inch | Colección / Collection | P. |
| 100 x 100 x 0,6 | 39 3/8 x 39 3/8 x 1/4 | DOWNTOWN 4D | 73 |
| 100 x 100 x 0,6 | 39 3/8 x 39 3/8 x 1/4 | GROUND 4D | 97 |
| 100 x 100 x 0,6 | 39 3/8 x 39 3/8 x 1/4 | LUCCA 4D | 117 |
| 100 x 100 x 0,8 | 39 3/8 x 39 3/8 x 5/16 | ALLEY 4D | 49 |
| 100 x 100 x 0,8 | 39 3/8 x 39 3/8 x 5/16 | ALPINE 4D | 53 |
| 100 x 100 x 0,8 | 39 3/8 x 39 3/8 x 5/16 | CLUNY 4D | 61 |
| 100 x 100 x 0,8 | 39 3/8 x 39 3/8 x 5/16 | GHENT 4D | 81 |
| 100 x 100 x 0,8 | 39 3/8 x 39 3/8 x 5/16 | MANHATTAN 4D | 127 |
| 100 x 100 x 0,8 | 39 3/8 x 39 3/8 x 5/16 | MYSTIC 4D | 141 |
| 100 x 100 x 2 | 39 3/8 x 39 3/8 x 13/16 | CLUNY 4D | 61 |
| 100 x 100 x 2 | 39 3/8 x 39 3/8 x 13/16 | GHENT 4D | 81 |
| 100 x 100 x 2 | 39 3/8 x 39 3/8 x 13/16 | MANHATTAN 4D | 127 |
| 100 x 180 x 0,6 | 39 3/8 x 70 7/8 x 1/4 | DOWNTOWN 4D | 73 |
| 100 x 180 x 0,6 | 39 3/8 x 70 7/8 x 1/4 | LUCCA 4D | 117 |
| 100 x 180 x 0,8 | 39 3/8 x 70 7/8 x 5/16 | ALPINE 4D | 53 |
| 100 x 180 x 0,8 | 39 3/8 x 70 7/8 x 5/16 | GHENT 4D | 81 |
| 100 x 275 x 0,6 | 39 3/8 x 108 1/4 x 1/4 | CLUNY 4D | 61 |
| 100 x 275 x 0,6 | 39 3/8 x 108 1/4 x 1/4 | GHENT 4D | 81 |
| 100 x 275 x 0,6 | 39 3/8 x 108 1/4 x 1/4 | LUCCA 4D | 117 |
| 100 x 275 x 0,6 | 39 3/8 x 108 1/4 x 1/4 | MANHATTAN 4D | 127 |
| 15 x 90 x 1 | 5 7/8 x 35 7/16 x 3/8 | MUMBLE | 137 |
| 15 x 90 x 1 | 5 7/8 x 35 7/16 x 3/8 | UNIQUE | 157 |
| 19,5 x 121,5 x 1 | 7 11/16 x 47 13/16 x 3/8 | ASPEN | 57 |
| 19,5 x 121,5 x 1 | 7 11/16 x 47 13/16 x 3/8 | ESSENCE | 79 |
| 19,5 x 121,5 x 1 | 7 11/16 x 47 13/16 x 3/8 | FS WILD | 349 |
| 19,5 x 121,5 x 1 | 7 11/16 x 47 13/16 x 3/8 | GRANIER FLOOR | 91 |
| 19,5 x 121,5 x 1 | 7 11/16 x 47 13/16 x 3/8 | GROVE | 105 |
| 19,5 x 121,5 x 1 | 7 11/16 x 47 13/16 x 3/8 | LENK | 113 |
| 19,5 x 121,5 x 1 | 7 11/16 x 47 13/16 x 3/8 | MUMBLE | 137 |
| 19,5 x 121,5 x 1 | 7 11/16 x 47 13/16 x 3/8 | UNIQUE | 157 |
| 19,5 x 121,5 x 1 | 7 11/16 x 47 13/16 x 3/8 | VERBIER | 159 |
| 19,5 x 19,5 x 1 | 7 11/16 x 7 11/16 x 3/8 | GROVE | 105 |
| 23 x 180 x 1,1 | 9 1/16 x 70 7/8 x 7/16 | MUMBLE | 137 |
| 24 x 151 x 1 | 9 7/16 x 59 7/16 x 3/8 | ESSENCE | 79 |
| 24 x 151 x 1 | 9 7/16 x 59 7/16 x 3/8 | GRANIER FLOOR | 91 |
| 24 x 151 x 1 | 9 7/16 x 59 7/16 x 3/8 | LENK | 113 |
| 24 x 151 x 1 | 9 7/16 x 59 7/16 x 3/8 | VERBIER | 159 |
| 24 x 151 x 1 | 9 7/16 x 59 7/16 x 3/8 | WHISTLER | 165 |
| 29 x 90 x 1 | 11 7/16 x 35 7/16 x 3/8 | GROUND | 101 |
| 29 x 90 x 1 | 11 7/16 x 35 7/16 x 3/8 | NATURE FLOOR | 145 |
| 29 x 90 x 1 | 11 7/16 x 35 7/16 x 3/8 | PLANET | 149 |
| 30 x 30 x 0,8 | 11 13/16 x 11 13/16 x 5/16 | FS SEATTLE | 330 |
| 30 x 60 x 1 | 11 13/16 x 23 5/8 x 3/8 | PLANET | 149 |
| 33 x 33 x 0,9 | 13 x 13 x 3/8 | HOUSE OF VANITY | 111 |
| 33 x 33 x 0,95 | 13 x 13 x 3/8 | FS ARLES | 269 |
| 33 x 33 x 0,95 | 13 x 13 x 3/8 | FS ARTISAN | 271 |
| 33 x 33 x 0,95 | 13 x 13 x 3/8 | FS CHESTER | 275 |
| 33 x 33 x 0,95 | 13 x 13 x 3/8 | FS ETNA | 283 |
| 33 x 33 x 0,95 | 13 x 13 x 3/8 | FS FAENZA | 285 |
| 33 x 33 x 0,95 | 13 x 13 x 3/8 | FS MIRAMBEL | 308 |
| 33 x 33 x 0,95 | 13 x 13 x 3/8 | FS NORWICH | 312 |
| 33 x 33 x 0,95 | 13 x 13 x 3/8 | FS SAJA | 328 |

| PAVIMENTO / FLOOR | | | |
|------------------------|----------------------------|------------------------|-----|
| Formato / Format cm | Formato / Format inch | Colección / Collection | P. |
| 33 x 33 x 0,95 | 13 x 13 x 3/8 | FS SEA | 329 |
| 33 x 33 x 0,95 | 13 x 13 x 3/8 | FS WABI SABI | 347 |
| 45,2 x 45,2 x 0,87 | 17 13/16 x 17 13/16 x 5/16 | FS FIELD | 287 |
| 45,2 x 45,2 x 0,87 | 17 13/16 x 17 13/16 x 5/16 | FS MARAIS | 305 |
| 45,2 x 45,2 x 0,87 | 17 13/16 x 17 13/16 x 5/16 | FS OFELIA | 313 |
| 45,2 x 45,2 x 0,87 | 17 13/16 x 17 13/16 x 5/16 | FS ROCKSTAR | 325 |
| 45,2 x 45,2 x 0,87 | 17 13/16 x 17 13/16 x 5/16 | FS SENA | 331 |
| 45,2 x 45,2 x 0,87 | 17 13/16 x 17 13/16 x 5/16 | FS VENDOME | 344 |
| 45,2 x 45,2 x 0,87 | 17 13/16 x 17 13/16 x 5/16 | FS VENEZIA | 345 |
| 45 x 45 x 0,95 | 17 11/16 x 17 11/16 x 3/8 | FS ALORA | 268 |
| 45 x 45 x 0,95 | 17 11/16 x 17 11/16 x 3/8 | FS AURORA | 272 |
| 45 x 45 x 0,95 | 17 11/16 x 17 11/16 x 3/8 | FS BLUME | 273 |
| 45 x 45 x 0,95 | 17 11/16 x 17 11/16 x 3/8 | FS BRETAGNE | 274 |
| 45 x 45 x 0,95 | 17 11/16 x 17 11/16 x 3/8 | FS CHESTER | 275 |
| 45 x 45 x 0,95 | 17 11/16 x 17 11/16 x 3/8 | FS CLAY | 277 |
| 45 x 45 x 0,95 | 17 11/16 x 17 11/16 x 3/8 | FS DAMERO | 281 |
| 45 x 45 x 0,95 | 17 11/16 x 17 11/16 x 3/8 | FS FOREST | 291 |
| 45 x 45 x 0,95 | 17 11/16 x 17 11/16 x 3/8 | FS HERITAGE | 295 |
| 45 x 45 x 0,95 | 17 11/16 x 17 11/16 x 3/8 | FS IVY | 298 |
| 45 x 45 x 0,95 | 17 11/16 x 17 11/16 x 3/8 | FS JAIPUR | 299 |
| 45 x 45 x 0,95 | 17 11/16 x 17 11/16 x 3/8 | FS MARRAKECH | 306 |
| 45 x 45 x 0,95 | 17 11/16 x 17 11/16 x 3/8 | FS ORIGINAL | 315 |
| 45 x 45 x 0,95 | 17 11/16 x 17 11/16 x 3/8 | FS PORTO | 317 |
| 45 x 45 x 0,95 | 17 11/16 x 17 11/16 x 3/8 | FS ROOTS | 327 |
| 45 x 45 x 0,95 | 17 11/16 x 17 11/16 x 3/8 | FS STAR | 333 |
| 45 x 45 x 0,95 | 17 11/16 x 17 11/16 x 3/8 | FS STAR LT | 337 |
| 45 x 45 x 0,95 | 17 11/16 x 17 11/16 x 3/8 | FS TEMPLE | 341 |
| 45 x 45 x 0,95 | 17 11/16 x 17 11/16 x 3/8 | FS WABI SABI | 347 |
| 45 x 45 x 0,95 | 17 11/16 x 17 11/16 x 3/8 | FS YARD | 351 |
| 50 x 100 x 2 | 19 11/16 x 39 3/8 x 13/16 | CLUNY 4D | 61 |
| 50 x 100 x 2 | 19 11/16 x 39 3/8 x 13/16 | GHENT 4D | 81 |
| 50 x 100 x 2 | 19 11/16 x 39 3/8 x 13/16 | MANHATTAN 4D | 127 |
| 60 x 120 x 1 | 23 5/8 x 47 1/4 x 3/8 | BRASS | 59 |
| 60 x 120 x 1 | 23 5/8 x 47 1/4 x 3/8 | CLUNY FLOOR | 69 |
| 60 x 120 x 1 | 23 5/8 x 47 1/4 x 3/8 | DOWNTOWN FLOOR | 77 |
| 60 x 120 x 1 | 23 5/8 x 47 1/4 x 3/8 | GHENT FLOOR | 87 |
| 60 x 120 x 1 | 23 5/8 x 47 1/4 x 3/8 | GRUNGE FLOOR | 107 |
| 60 x 120 x 1 | 23 5/8 x 47 1/4 x 3/8 | LUCCA FLOOR | 123 |
| 60 x 120 x 1 | 23 5/8 x 47 1/4 x 3/8 | MANHATTAN FLOOR | 133 |
| 60 x 120 x 1 | 23 5/8 x 47 1/4 x 3/8 | NATURE FLOOR | 145 |
| 60 x 120 x 1 | 23 5/8 x 47 1/4 x 3/8 | PLANET | 149 |
| 60 x 60 x 1 | 23 5/8 x 23 5/8 x 3/8 | DOWNTOWN FLOOR | 77 |
| 60 x 60 x 1 | 23 5/8 x 23 5/8 x 3/8 | FS VENEZIA | 345 |
| 60 x 60 x 1 | 23 5/8 x 23 5/8 x 3/8 | GHENT FLOOR | 87 |
| 60 x 60 x 1 | 23 5/8 x 23 5/8 x 3/8 | GROUND | 101 |
| 60 x 60 x 1 | 23 5/8 x 23 5/8 x 3/8 | GRUNGE FLOOR | 107 |
| 60 x 60 x 1 | 23 5/8 x 23 5/8 x 3/8 | LUCCA FLOOR | 123 |
| 60 x 60 x 1 | 23 5/8 x 23 5/8 x 3/8 | MANHATTAN FLOOR | 133 |
| 60 x 60 x 1 | 23 5/8 x 23 5/8 x 3/8 | NATURE FLOOR | 145 |
| 60 x 60 x 1 | 23 5/8 x 23 5/8 x 3/8 | PLANET | 149 |
| 60 x 60 x 1 | 23 5/8 x 23 5/8 x 3/8 | SHARK | 155 |
| 7,3 x 45 x 1,05 | 2 7/8 x 17 11/16 x 7/16 | FS FOREST | 291 |

| PAVIMENTO / FLOOR | | | |
|------------------------|--------------------------|------------------------|-----|
| Formato / Format cm | Formato / Format inch | Colección / Collection | P. |
| 7,4 x 67,5 x 1,05 | 2 15/16 x 26 9/16 x 7/16 | FS MELVIN | 307 |
| 75,5 x 151 x 1 | 29 3/4 x 59 7/16 x 7/16 | GRUNGE FLOOR | 107 |
| 75,5 x 151 x 1 | 29 3/4 x 59 7/16 x 3/8 | GRUNGE FLOOR | 107 |
| 75,5 x 151 x 1 | 29 3/4 x 59 7/16 x 3/8 | NATURE FLOOR | 145 |
| 75,5 x 151 x 1 | 29 3/4 x 59 7/16 x 3/8 | PLANET | 149 |
| 90 x 90 x 1 | 35 7/16 x 35 7/16 x 3/8 | CLUNY FLOOR | 69 |
| 90 x 90 x 1 | 35 7/16 x 35 7/16 x 3/8 | DOWNTOWN FLOOR | 77 |
| 90 x 90 x 1 | 35 7/16 x 35 7/16 x 3/8 | FS ROAD | 321 |
| 90 x 90 x 1 | 35 7/16 x 35 7/16 x 3/8 | GHENT FLOOR | 87 |
| 90 x 90 x 1 | 35 7/16 x 35 7/16 x 3/8 | GROUND | 101 |
| 90 x 90 x 1 | 35 7/16 x 35 7/16 x 3/8 | GRUNGE FLOOR | 107 |
| 90 x 90 x 1 | 35 7/16 x 35 7/16 x 3/8 | LUCCA FLOOR | 123 |
| 90 x 90 x 1 | 35 7/16 x 35 7/16 x 3/8 | MANHATTAN FLOOR | 133 |
| 90 x 90 x 1 | 35 7/16 x 35 7/16 x 3/8 | NATURE FLOOR | 145 |
| 90 x 90 x 1 | 35 7/16 x 35 7/16 x 3/8 | PLANET | 149 |
| 90 x 90 x 1 | 35 7/16 x 35 7/16 x 3/8 | SATYA | 153 |
| 90 x 90 x 1 | 35 7/16 x 35 7/16 x 3/8 | SHARK | 155 |

| REVESTIMIENTO / WALL | | | |
|------------------------|--------------------------|------------------------|-----|
| Formato / Format cm | Formato / Format inch | Colección / Collection | P. |
| 20 x 40 x 1,03 | 7 7/8 x 15 3/4 x 3/8 | FS IRON | 297 |
| 20 x 40 x 1,03 | 7 7/8 x 15 3/4 x 3/8 | FS LOFT | 303 |
| 20 x 40 x 1,03 | 7 7/8 x 15 3/4 x 3/8 | FS MUD | 309 |
| 20 x 40 x 1,03 | 7 7/8 x 15 3/4 x 3/8 | FS RAKU | 319 |
| 20 x 40 x 1,03 | 7 7/8 x 15 3/4 x 3/8 | FS TRADITION | 343 |
| 25 x 75 x 1,05 | 9 13/16 x 29 1/2 x 7/16 | ERTA | 191 |
| 25 x 75 x 1,05 | 9 13/16 x 29 1/2 x 7/16 | GRUNGE WALL | 209 |
| 25 x 75 x 1,05 | 9 13/16 x 29 1/2 x 7/16 | MITTE | 235 |
| 25 x 75 x 1,05 | 9 13/16 x 29 1/2 x 7/16 | PURE | 243 |
| 25 x 75 x 1,05 | 9 13/16 x 29 1/2 x 7/16 | VIBRATO | 259 |
| 32 x 90 x 1,05 | 12 5/8 x 35 7/16 x 7/16 | DANUBIO | 181 |
| 32 x 90 x 1,05 | 12 5/8 x 35 7/16 x 7/16 | FROZEN | 193 |
| 32 x 90 x 1,05 | 12 5/8 x 35 7/16 x 7/16 | GRUNGE WALL | 209 |
| 32 x 90 x 1,05 | 12 5/8 x 35 7/16 x 7/16 | LACCIO | 223 |
| 32 x 90 x 1,05 | 12 5/8 x 35 7/16 x 7/16 | NATURE WALL | 237 |
| 32 x 90 x 1,05 | 12 5/8 x 35 7/16 x 7/16 | PALETTE | 239 |
| 32 x 90 x 1,05 | 12 5/8 x 35 7/16 x 7/16 | PURE | 243 |
| 33 x 91 x 1,05 | 13 x 35 13/16 x 7/16 | DANUBIO | 181 |
| 33 x 91 x 1,05 | 13 x 35 13/16 x 7/16 | FROZEN | 193 |
| 33 x 91 x 1,05 | 13 x 35 13/16 x 7/16 | PURE | 243 |
| 33,3 x 100 x 0,75 | 13 1/8 x 39 3/8 x 1/4 | CLUNY WALL | 171 |
| 33,3 x 100 x 0,75 | 13 1/8 x 39 3/8 x 1/4 | COTTON | 177 |
| 33,3 x 100 x 0,75 | 13 1/8 x 39 3/8 x 1/4 | DONNA | 183 |
| 33,3 x 100 x 0,75 | 13 1/8 x 39 3/8 x 5/16 | DOWNTOWN WALL | 185 |
| 33,3 x 100 x 0,75 | 13 1/8 x 39 3/8 x 5/16 | ERTA | 191 |
| 33,3 x 100 x 0,75 | 13 1/8 x 39 3/8 x 5/16 | FROZEN | 193 |
| 33,3 x 100 x 0,75 | 13 1/8 x 39 3/8 x 5/16 | GHENT WALL | 197 |
| 33,3 x 100 x 0,75 | 13 1/8 x 39 3/8 x 5/16 | GROUND WALL | 205 |
| 33,3 x 100 x 0,75 | 13 1/8 x 39 3/8 x 5/16 | ICE | 217 |
| 33,3 x 100 x 0,75 | 13 1/8 x 39 3/8 x 5/16 | LUCCA WALL | 225 |
| 33,3 x 100 x 0,75 | 13 1/8 x 39 3/8 x 5/16 | MANHATTAN WALL | 229 |
| 33,3 x 100 x 0,75 | 13 1/8 x 39 3/8 x 5/16 | PURE | 243 |
| 33,3 x 100 x 0,75 | 13 1/8 x 39 3/8 x 5/16 | SALINES | 251 |
| 33,3 x 100 x 0,86 | 13 1/8 x 39 3/8 x 5/16 | CLUNY WALL | 171 |
| 33,3 x 100 x 0,86 | 13 1/8 x 39 3/8 x 5/16 | COTTON | 177 |
| 33,3 x 100 x 0,86 | 13 1/8 x 39 3/8 x 5/16 | DONNA | 183 |
| 33,3 x 100 x 0,86 | 13 1/8 x 39 3/8 x 5/16 | DOWNTOWN WALL | 185 |
| 33,3 x 100 x 0,86 | 13 1/8 x 39 3/8 x 5/16 | GHENT WALL | 197 |
| 33,3 x 100 x 0,86 | 13 1/8 x 39 3/8 x 5/16 | GRANIER WALL | 201 |
| 33,3 x 100 x 0,86 | 13 1/8 x 39 3/8 x 5/16 | GROUND WALL | 205 |
| 33,3 x 100 x 0,86 | 13 1/8 x 39 3/8 x 5/16 | ICE | 217 |
| 33,3 x 100 x 0,86 | 13 1/8 x 39 3/8 x 5/16 | LUCCA WALL | 225 |
| 33,3 x 100 x 0,86 | 13 1/8 x 39 3/8 x 5/16 | MANHATTAN WALL | 229 |
| 33,3 x 100 x 0,86 | 13 1/8 x 39 3/8 x 5/16 | SALINES | 251 |
| 33,3 x 100 x 0,86 | 13 1/8 x 39 3/8 x 5/16 | VERBIER WALL | 255 |



| Artículo / Article | Serie | Ref. | Tarifa / Price list | Formato / Size | Pzs. caja / Pcs. box | Peso caja / Weight box | P. |
|----------------------------------|-----------------|-------|------------------------|-------------------|-------------------------|---------------------------|-----|
| ALEX-G | MITTE | 20173 | BN-20 | 25x75x1,05 | 7 | 24,7 | 235 |
| ALEX-W | MITTE | 20174 | BN-20 | 25x75x1,05 | 7 | 24,7 | 235 |
| ALLEY ANTHRACITE/100x100/BHMR/R | ALLEY 4D | 23405 | BN-99 | 100x100x0,8 | 2 | 39,3 | 49 |
| ALLEY ANTHRACITE/100x100/R | ALLEY 4D | 23400 | BN-94 | 100x100x0,8 | 2 | 39,3 | 49 |
| ALLEY BONE/100x100/BHMR/R | ALLEY 4D | 23403 | BN-99 | 100x100x0,8 | 2 | 39,3 | 49 |
| ALLEY BONE/100x100/R | ALLEY 4D | 23398 | BN-94 | 100x100x0,8 | 2 | 39,3 | 49 |
| ALLEY GREY/100x100/BHMR/R | ALLEY 4D | 23402 | BN-99 | 100x100x0,8 | 2 | 39,3 | 49 |
| ALLEY GREY/100x100/R | ALLEY 4D | 23397 | BN-94 | 100x100x0,8 | 2 | 39,3 | 49 |
| ALLEY WHITE/100x100/BHMR/R | ALLEY 4D | 23401 | BN-112 | 100x100x0,8 | 2 | 39,3 | 49 |
| ALLEY WHITE/100x100/R | ALLEY 4D | 23396 | BN-110 | 100x100x0,8 | 2 | 39,3 | 49 |
| ALPINE ANTH DECOR SP/100x180/R | ALPINE 4D | 29035 | BN-139 | 100x180x0,8 | 2 | 70,9 | 53 |
| ALPINE ANTH SP/100x100/R | ALPINE 4D | 28948 | BN-135 | 100x100x0,8 | 2 | 39,3 | 53 |
| ALPINE ANTH SP/100x180/R | ALPINE 4D | 28519 | BN-137 | 100x180x0,8 | 2 | 70,9 | 53 |
| ALPINE BEIGE DECOR SP/100x180/R | ALPINE 4D | 29033 | BN-139 | 100x180x0,8 | 2 | 70,9 | 53 |
| ALPINE BEIGE SP/100x100/R | ALPINE 4D | 28946 | BN-135 | 100x100x0,8 | 2 | 39,3 | 53 |
| ALPINE BEIGE SP/100x180/R | ALPINE 4D | 28520 | BN-137 | 100x180x0,8 | 2 | 70,9 | 53 |
| ALPINE GREY DECOR SP/100x180/R | ALPINE 4D | 29034 | BN-139 | 100x180x0,8 | 2 | 70,9 | 53 |
| ALPINE GREY SP/100x100/R | ALPINE 4D | 28947 | BN-135 | 100x100x0,8 | 2 | 39,3 | 53 |
| ALPINE GREY SP/100x180/R | ALPINE 4D | 28522 | BN-137 | 100x180x0,8 | 2 | 70,9 | 53 |
| ALPINE WHITE DECOR SP/100x180/R | ALPINE 4D | 29036 | BN-140 | 100x180x0,8 | 2 | 70,9 | 53 |
| ALPINE WHITE SP/100x100/R | ALPINE 4D | 28945 | BN-136 | 100x100x0,8 | 2 | 39,3 | 53 |
| ALPINE WHITE SP/100x180/R | ALPINE 4D | 28521 | BN-138 | 100x180x0,8 | 2 | 70,9 | 53 |
| ARR.1 PLANET ANTH SF/34,4x14,6 | PLANET | 22490 | P-35 | 34,6x15x1 | 10 | 11 | 149 |
| ARR.1 PLANET BONE SF/34,4x14,6 | PLANET | 22491 | P-35 | 34,6x15x1 | 10 | 11 | 149 |
| ARR.1 PLANET MUD SF/34,4x14,6 | PLANET | 22493 | P-35 | 34,6x15x1 | 10 | 11 | 149 |
| ARR.1 PLANET SILVER SF/34,4x14,6 | PLANET | 22494 | P-35 | 34,6x15x1 | 10 | 11 | 149 |
| ARR.1 PLANET WHITE SF/34,4x14,6 | PLANET | 25794 | P-35 | 34,6x15x1 | 10 | 11 | 149 |
| ARR.2 PLANET ANTH SF/34,4x14,6 | PLANET | 22495 | P-35 | 34,6x15x1 | 10 | 11 | 149 |
| ARR.2 PLANET BONE SF/34,4x14,6 | PLANET | 22496 | P-35 | 34,6x15x1 | 10 | 11 | 149 |
| ARR.2 PLANET MUD SF/34,4x14,6 | PLANET | 22498 | P-35 | 34,6x15x1 | 10 | 11 | 149 |
| ARR.2 PLANET SILVER SF/34,4x14,6 | PLANET | 22499 | P-35 | 34,6x15x1 | 10 | 11 | 149 |
| ARR.2 PLANET WHITE SF/34,4x14,6 | PLANET | 25796 | P-35 | 34,6x15x1 | 10 | 11 | 149 |
| ASPEN ASH NT/19,5x121,5/R | ASPEN | 24958 | BN-60 | 19,5x121,5x1 | 4 | 22,2 | 57 |
| ASPEN CAMEL NT/19,5x121,5/R | ASPEN | 24957 | BN-60 | 19,5x121,5x1 | 4 | 22,2 | 57 |
| ASPEN CAMEL/19,5x121,5/A/R | ASPEN | 24961 | BN-95 | 19,5x121,5x1 | 4 | 22,2 | 57 |
| ASPEN SAND NT/19,5x121,5/R | ASPEN | 24959 | BN-60 | 19,5x121,5x1 | 4 | 22,2 | 57 |
| ASPEN SMOKE NT/19,5x121,5/R | ASPEN | 24960 | BN-60 | 19,5x121,5x1 | 4 | 22,2 | 57 |
| ASPEN SMOKE/19,5x121,5/A/R | ASPEN | 24962 | BN-95 | 19,5x121,5x1 | 4 | 22,2 | 57 |
| BARCELOS/15x90/R | MUMBLE | 25369 | BN-76 | 15x90x1 | 7 | 21,7 | 137 |
| BRASS CLOUD/60x120/L/R | BRASS | 25594 | BN-86 | 60x120x1 | 2 | 33,2 | 59 |
| BRASS CLOUD/60x120/R | BRASS | 25597 | BN-72 | 60x120x1 | 2 | 33,2 | 59 |
| BRASS NIGHT/60x120/L/R | BRASS | 25595 | BN-86 | 60x120x1 | 2 | 33,2 | 59 |
| BRASS NIGHT/60x120/R | BRASS | 25598 | BN-72 | 60x120x1 | 2 | 33,2 | 59 |
| BRASS OXIDE/60x120/L/R | BRASS | 25596 | BN-86 | 60x120x1 | 2 | 33,2 | 59 |
| BRASS OXIDE/60x120/R | BRASS | 25599 | BN-72 | 60x120x1 | 2 | 33,2 | 59 |
| C. FS FAENZA-A | FS FAENZA | 13714 | P-12 | 11x33x0,95 | 24 | 17,1 | 285 |
| C. FS FAENZA-N | FS FAENZA | 13715 | P-12 | 11x33x0,95 | 24 | 17,1 | 285 |
| C. FS MANISES-B | FS FAENZA | 13716 | P-12 | 11x33x0,95 | 24 | 17,1 | 285 |
| C.HV-12 | HOUSE OF VANITY | 14683 | P-12 | 11x33x0,9 | 24 | 15,7 | 111 |
| C.HV-34 | HOUSE OF VANITY | 14684 | P-12 | 11x33x0,9 | 24 | 15,8 | 111 |
| CLUNY BEIGE AS/60x120/C/R | CLUNY FLOOR | 36356 | BN-116 | 60x120x1 | 2 | 33,2 | 69 |
| CLUNY BEIGE AS/90x90/C/R | CLUNY FLOOR | 36354 | BN-90 | 90x90x1 | 2 | 38 | 69 |
| CLUNY BEIGE SF/90x90/R | CLUNY FLOOR | 36360 | BN-48 | 90x90x1 | 2 | 38 | 69 |

| Artículo / Article | Serie | Ref. | Tarifa / Price list | Formato / Size | Pzs. caja / Pcs. box | Peso caja / Weight box | P. |
|----------------------------------|-------------|-------|------------------------|-------------------|-------------------------|---------------------------|-----|
| CLUNY BEIGE SP/100x100/R | CLUNY 4D | 36337 | BN-135 | 100x100x0,8 | 2 | 39,3 | 61 |
| CLUNY BEIGE SP/100x275/R | CLUNY 4D | 36282 | BN-141 | 100x275x0,6 | 1 | 38,5 | 61 |
| CLUNY BEIGE/100x100/A/R | CLUNY 4D | 36341 | BN-144 | 100x100x0,8 | 2 | 39,3 | 61 |
| CLUNY BEIGE/100x100x2/A/R | CLUNY 4D | 36348 | BN-145 | 100x100x2 | 1 | 49,2 | 61 |
| CLUNY BEIGE/50x100x2/A/R | CLUNY 4D | 36902 | BN-147 | 50x100x2 | 1 | 24,7 | 61 |
| CLUNY SAND AS/60x120/C/R | CLUNY FLOOR | 36358 | BN-116 | 60x120x1 | 2 | 33,2 | 69 |
| CLUNY SAND AS/90x90/C/R | CLUNY FLOOR | 36353 | BN-90 | 90x90x1 | 2 | 38 | 69 |
| CLUNY SAND DECOR/33,3x100/R | CLUNY WALL | 36369 | BN-66 | 33,3x100x0,86 | 5 | 22,5 | 171 |
| CLUNY SAND SF/90x90/R | CLUNY FLOOR | 36362 | BN-48 | 90x90x1 | 2 | 38 | 69 |
| CLUNY SAND SP/100x100/R | CLUNY 4D | 36338 | BN-135 | 100x100x0,8 | 2 | 39,3 | 61 |
| CLUNY SAND SP/100x275/R | CLUNY 4D | 36281 | BN-141 | 100x275x0,6 | 1 | 38,5 | 61 |
| CLUNY SAND TEXTURED/33,3x100/R | CLUNY WALL | 36368 | BN-65 | 33,3x100x0,75 | 6 | 24,9 | 171 |
| CLUNY SAND/100x100/A/R | CLUNY 4D | 36343 | BN-144 | 100x100x0,8 | 2 | 39,3 | 61 |
| CLUNY SAND/100x100x2/A/R | CLUNY 4D | 36350 | BN-145 | 100x100x2 | 1 | 49,2 | 61 |
| CLUNY SAND/33,3x100/R | CLUNY WALL | 36365 | BN-65 | 33,3x100x0,75 | 6 | 24,9 | 171 |
| CLUNY SAND/50x100x2/A/R | CLUNY 4D | 36903 | BN-147 | 50x100x2 | 1 | 24,7 | 61 |
| CLUNY SILVER AS/60x120/C/R | CLUNY FLOOR | 36357 | BN-116 | 60x120x1 | 2 | 33,2 | 69 |
| CLUNY SILVER AS/90x90/C/R | CLUNY FLOOR | 36352 | BN-90 | 90x90x1 | 2 | 38 | 69 |
| CLUNY SILVER DECOR/33,3x100/R | CLUNY WALL | 36371 | BN-66 | 33,3x100x0,86 | 5 | 22,5 | 171 |
| CLUNY SILVER SF/90x90/R | CLUNY FLOOR | 36361 | BN-48 | 90x90x1 | 2 | 38 | 69 |
| CLUNY SILVER SP/100x100/R | CLUNY 4D | 36339 | BN-135 | 100x100x0,8 | 2 | 39,3 | 61 |
| CLUNY SILVER SP/100x275/R | CLUNY 4D | 36283 | BN-141 | 100x275x0,6 | 1 | 38,5 | 61 |
| CLUNY SILVER TEXTURED/33,3x100/R | CLUNY WALL | 36370 | BN-65 | 33,3x100x0,75 | 6 | 24,9 | 171 |
| CLUNY SILVER/100x100/A/R | CLUNY 4D | 36342 | BN-144 | 100x100x0,8 | 2 | 39,3 | 61 |
| CLUNY SILVER/100x100x2/A/R | CLUNY 4D | 36349 | BN-145 | 100x100x2 | 1 | 49,2 | 61 |
| CLUNY SILVER/33,3x100/R | CLUNY WALL | 36366 | BN-65 | 33,3x100x0,75 | 6 | 24,9 | 171 |
| CLUNY SILVER/50x100x2/A/R | CLUNY 4D | 36904 | BN-147 | 50x100x2 | 1 | 24,7 | 61 |
| CLUNY WHITE AS/60x120/C/R | CLUNY FLOOR | 36355 | BN-116 | 60x120x1 | 2 | 33,2 | 69 |
| CLUNY WHITE AS/90x90/C/R | CLUNY FLOOR | 36351 | BN-90 | 90x90x1 | 2 | 38 | 69 |
| CLUNY WHITE DECOR/33,3x100/R | CLUNY WALL | 36367 | BN-66 | 33,3x100x0,86 | 5 | 22,5 | 171 |
| CLUNY WHITE SF/90x90/R | CLUNY FLOOR | 36359 | BN-48 | 90x90x1 | 2 | 38 | 69 |
| CLUNY WHITE SP/100x100/R | CLUNY 4D | 36336 | BN-136 | 100x100x0,8 | 2 | 39,3 | 61 |
| CLUNY WHITE SP/100x275/R | CLUNY 4D | 36280 | BN-142 | 100x275x0,6 | 1 | 38,5 | 61 |
| CLUNY WHITE TEXTURED/33,3x100/R | CLUNY WALL | 36364 | BN-65 | 33,3x100x0,75 | 6 | 24,9 | 171 |
| CLUNY WHITE/100x100/A/R | CLUNY 4D | 36340 | BN-143 | 100x100x0,8 | 2 | 39,3 | 61 |
| CLUNY WHITE/100x100x2/A/R | CLUNY 4D | 36347 | BN-145 | 100x100x2 | 1 | 49,2 | 61 |
| CLUNY WHITE/33,3x100/R | CLUNY WALL | 36363 | BN-65 | 33,3x100x0,75 | 6 | 24,9 | 171 |
| CLUNY WHITE/50x100x2/A/R | CLUNY 4D | 36905 | BN-147 | 50x100x2 | 1 | 24,7 | 61 |
| COR.FS MIRABEL-A | FS MIRABEL | 27093 | P-23 | 5x11x1 | 24 | 2,2 | 308 |
| COR.FS MIRABEL-M | FS MIRABEL | 27094 | P-23 | 5x11x1 | 24 | 2,2 | 308 |
| COTTON DIAMOND/33,3x100/R | COTTON | 30854 | BN-5 | 33,3x100x0,86 | 5 | 22,5 | 177 |
| COTTON FOLD/33,3x100/R | COTTON | 30855 | BN-5 | 33,3x100x0,86 | 5 | 22,5 | 177 |
| COTTON WAVES/33,3x100/R | COTTON | 30856 | BN-5 | 33,3x100x0,86 | 5 | 22,5 | 177 |
| COTTON/33,3x100/R | COTTON | 30852 | BN-4 | 33,3x100x0,75 | 6 | 24,9 | 177 |
| D.ALLEY ANTHRA BRICK/29,8x29,2 | ALLEY 4D | 23493 | P-50 | 29,8x29,2x0,8 | 8 | 12,1 | 49 |
| D.ALLEY ANTHRA MOSAIC/25x25 | ALLEY 4D | 23481 | P-39 | 25x25x0,8 | 8 | 7,7 | 49 |
| D.ALLEY ANTHRA MOSAIC/25x25/BHMR | ALLEY 4D | 23488 | P-39 | 25x25x0,8 | 8 | 7,7 | 49 |
| D.ALLEY BONE BRICK/29,8x29,2 | ALLEY 4D | 23494 | P-50 | 29,8x29,2x0,8 | 8 | 12,1 | 49 |
| D.ALLEY BONE MOSAIC/25x25 | ALLEY 4D | 23482 | P-39 | 25x25x0,8 | 8 | 7,7 | 49 |
| D.ALLEY BONE MOSAIC/25x25/BHMR | ALLEY 4D | 23487 | P-39 | 25x25x0,8 | 8 | 7,7 | 49 |
| D.ALLEY GREY BRICK/29,8x29,2 | ALLEY 4D | 23495 | P-50 | 29,8x29,2x0,8 | 8 | 12,2 | 49 |
| D.ALLEY GREY MOSAIC/25x25 | ALLEY 4D | 23483 | P-39 | 25x25x0,8 | 8 | 7,7 | 49 |
| D.ALLEY GREY MOSAIC/25x25/BHMR | ALLEY 4D | 23489 | P-39 | 25x25x0,8 | 8 | 7,7 | 49 |

| Artículo / Article | Serie | Ref. | Tarifa / Price list | Formato / Size | Pzs. caja / Pcs. box | Peso caja / Weight box | P. |
|--|--------------|-------|------------------------|-------------------|-------------------------|---------------------------|-----|
| D.ALEY MUD BRICK/29,8x29,2 | ALLEY 4D | 23496 | P-50 | 29,8x29,2x0,8 | 8 | 12,2 | 49 |
| D.ALEY MUD MOSAIC/25x25 | ALLEY 4D | 23484 | P-39 | 25x25x0,8 | 8 | 7,7 | 49 |
| D.ALEY MUD MOSAIC/25x25/BHMR | ALLEY 4D | 23490 | P-39 | 25x25x0,8 | 8 | 7,7 | 49 |
| D.ALEY WHITE BRICK/29,8x29,2 | ALLEY 4D | 23497 | P-50 | 29,8x29,2x0,8 | 8 | 12,2 | 49 |
| D.ALEY WHITE MOSAIC/25x25 | ALLEY 4D | 23485 | P-39 | 25x25x0,8 | 8 | 7,7 | 49 |
| D.ALEY WHITE MOSAIC/25x25/BHMR | ALLEY 4D | 23491 | P-39 | 25x25x0,8 | 8 | 7,7 | 49 |
| D.BRAZEN CLOUD/5 | BRASS | 21331 | P-45 | 30x30x1 | 8 | 15,4 | 59 |
| D.BRAZEN NIGHT/5 | BRASS | 21332 | P-45 | 30x30x1 | 8 | 15,9 | 59 |
| D.BRAZEN OXIDE/5 | BRASS | 21333 | P-45 | 30x30x1 | 8 | 15,9 | 59 |
| D.DONNA LEAVES/100/R | DONNA | 27776 | P-77 | 33,3x100x0,75 | 6 | 26,6 | 183 |
| D.GHENT BEIGE MOSAIC/12T/AS/30x30/C/R | GHENT FLOOR | 32103 | P-36 | 30x30x1 | 8 | 15,9 | 87 |
| D.GHENT BEIGE MOSAIC/16T/AS/30x30/C/R | GHENT FLOOR | 32099 | P-36 | 30x30x1 | 8 | 15,9 | 87 |
| D.GHENT GREY MOSAIC/12T/AS/30x30/C/R | GHENT FLOOR | 32104 | P-36 | 30x30x1 | 8 | 15,9 | 87 |
| D.GHENT GREY MOSAIC/16T/AS/30x30/C/R | GHENT FLOOR | 32100 | P-36 | 30x30x1 | 8 | 15,9 | 87 |
| D.GHENT SILVER MOSAIC/12T/AS/30x30/C/R | GHENT FLOOR | 32105 | P-36 | 30x30x1 | 8 | 15,9 | 87 |
| D.GHENT SILVER MOSAIC/16T/AS/30x30/C/R | GHENT FLOOR | 32101 | P-36 | 30x30x1 | 8 | 15,9 | 87 |
| D.GHENT WHITE MOSAIC/12T/AS/30x30/C/R | GHENT FLOOR | 32106 | P-36 | 30x30x1 | 8 | 15,9 | 87 |
| D.GHENT WHITE MOSAIC/16T/AS/30x30/C/R | GHENT FLOOR | 32102 | P-36 | 30x30x1 | 8 | 15,9 | 87 |
| D.GROUND BONE MOSAIC SF/30x30/C/R | GROUND | 23435 | P-37 | 30x30x1 | 8 | 15,9 | 101 |
| D.GROUND BONE SPAC SF/30x30/C/R | GROUND | 23505 | P-58 | 30x30x1 | 8 | 15,6 | 101 |
| D.GROUND GREY MOSAIC SF/30x30/C/R | GROUND | 23438 | P-37 | 30x30x1 | 8 | 15,9 | 101 |
| D.GROUND GREY SPAC SF/30x30/C/R | GROUND | 23506 | P-58 | 30x30x1 | 8 | 15,6 | 101 |
| D.GROUND SILVER MOSAIC SF/30x30/C/R | GROUND | 23439 | P-37 | 30x30x1 | 8 | 15,9 | 101 |
| D.GROUND SILVER SPAC SF/30x30/C/R | GROUND | 23507 | P-58 | 30x30x1 | 8 | 15,6 | 101 |
| D.GRUNGE ANTH MOSAIC/AS/30x30/C | GRUNGE FLOOR | 27603 | P-37 | 30x30x1 | 8 | 15,6 | 107 |
| D.GRUNGE ANTH SPAC/AS/30x30/C | GRUNGE FLOOR | 27608 | P-58 | 30x30x1 | 8 | 15,9 | 107 |
| D.GRUNGE BEIGE MOSAIC/AS/30x30/C | GRUNGE FLOOR | 27605 | P-37 | 30x30x1 | 8 | 15,6 | 107 |
| D.GRUNGE BEIGE SPAC/AS/30x30/C | GRUNGE FLOOR | 27609 | P-58 | 30x30x1 | 8 | 15,9 | 107 |
| D.GRUNGE BEIGE WALL MOSAIC/30x30 | GRUNGE WALL | 27613 | P-44 | 30x30x1,05 | 8 | 11 | 209 |
| D.GRUNGE GREY MOSAIC/AS/30x30/C | GRUNGE FLOOR | 27606 | P-37 | 30x30x1 | 8 | 15,6 | 107 |
| D.GRUNGE GREY SPAC/AS/30x30/C | GRUNGE FLOOR | 27610 | P-58 | 30x30x1 | 8 | 15,9 | 107 |
| D.GRUNGE GREY WALL MOSAIC/30x30 | GRUNGE WALL | 27614 | P-44 | 30x30x1,05 | 8 | 11 | 209 |
| D.GRUNGE WHITE MOSAIC/AS/30x30/C | GRUNGE FLOOR | 27607 | P-37 | 30x30x1 | 8 | 15,6 | 107 |
| D.GRUNGE WHITE SPAC/AS/30x30/C | GRUNGE FLOOR | 27611 | P-58 | 30x30x1 | 8 | 15,9 | 107 |
| D.GRUNGE WHITE WALL MOSAIC/30x30 | GRUNGE WALL | 27612 | P-44 | 30x30x1,05 | 8 | 11 | 209 |
| D.LENK ASH CHEV.1 AS/32x28,6/C | LENK | 27720 | P-47 | 32x28x1 | 5 | 11,7 | 113 |
| D.LENK ASH CHEV.2 AS/32x28,6/C | LENK | 27727 | P-47 | 32x28x1 | 5 | 11,7 | 113 |
| D.LENK ASH STRIPES AS/24x75/C | LENK | 27756 | P-51 | 24x75x1 | 4 | 18,2 | 113 |
| D.LENK ASH TANGRAM/30x30/C | LENK | 27734 | P-53 | 30x30x1 | 8 | 18,2 | 113 |
| D.LENK HONEY CHEV.1 AS/32x28,6/C | LENK | 27721 | P-47 | 32x28x1 | 5 | 11,7 | 113 |
| D.LENK HONEY CHEV.2 AS/32x28,6/C | LENK | 27728 | P-47 | 32x28x1 | 5 | 11,7 | 113 |
| D.LENK HONEY STRIPES AS/24x75/C | LENK | 27757 | P-51 | 24x75x1 | 4 | 18,2 | 113 |
| D.LENK HONEY TANGRAM/30x30/C | LENK | 27735 | P-53 | 30x30x1 | 8 | 18,2 | 113 |
| D.LENK MAPLE CHEV.1 AS/32x28,6/C | LENK | 27722 | P-47 | 32x28x1 | 5 | 11,7 | 113 |
| D.LENK MAPLE CHEV.2 AS/32x28,6/C | LENK | 27729 | P-47 | 32x28x1 | 5 | 11,7 | 113 |
| D.LENK MAPLE STRIPES AS/24x75/C | LENK | 27758 | P-51 | 24x75x1 | 4 | 18,2 | 113 |
| D.LENK MAPLE TANGRAM/30x30/C | LENK | 27740 | P-53 | 30x30x1 | 8 | 18,2 | 113 |
| D.LENK SMOKE CHEV.1 AS/32x28,6/C | LENK | 27723 | P-47 | 32x28x1 | 5 | 11,7 | 113 |
| D.LENK SMOKE CHEV.2 AS/32x28,6/C | LENK | 27730 | P-47 | 32x28x1 | 5 | 11,7 | 113 |
| D.LENK SMOKE STRIPES AS/24x75/C | LENK | 27759 | P-51 | 24x75x1 | 4 | 18,2 | 113 |
| D.LENK SMOKE TANGRAM/30x30/C | LENK | 27741 | P-53 | 30x30x1 | 8 | 18,2 | 113 |
| D.LENK TAUPE CHEV.1 AS/32x28,6/C | LENK | 27724 | P-47 | 32x28x1 | 5 | 11,7 | 113 |

| Artículo / Article | Serie | Ref. | Tarifa / Price list | Formato / Size | Pzs. caja / Pcs. box | Peso caja / Weight box | P. |
|-------------------------------------|--------------|-------|------------------------|-------------------|-------------------------|---------------------------|-----|
| D.LENK TAUPE CHEV.2 AS/32x28,6/C | LENK | 27731 | P-47 | 32x28x1 | 5 | 11,7 | 113 |
| D.LENK TAUPE STRIPES AS/24x75/C | LENK | 27760 | P-51 | 24x75x1 | 4 | 18,2 | 113 |
| D.LENK TAUPE TANGRAM/30x30/C | LENK | 27742 | P-53 | 30x30x1 | 8 | 18,2 | 113 |
| D.LENK WALNUT CHEV.1 AS/32x28,6/C | LENK | 27725 | P-47 | 32x28x1 | 5 | 11,7 | 113 |
| D.LENK WALNUT CHEV.2 AS/32x28,6/C | LENK | 27732 | P-47 | 32x28x1 | 5 | 11,7 | 113 |
| D.LENK WALNUT STRIPES AS/24x75/C | LENK | 27761 | P-51 | 24x75x1 | 4 | 18,2 | 113 |
| D.LENK WALNUT TANGRAM/30x30/C | LENK | 27743 | P-53 | 30x30x1 | 8 | 18,2 | 113 |
| D.LENK WHITE CHEV.1 AS/32x28,6/C | LENK | 27726 | P-47 | 32x28x1 | 5 | 11,7 | 113 |
| D.LENK WHITE CHEV.2 AS/32x28,6/C | LENK | 27733 | P-47 | 32x28x1 | 5 | 11,7 | 113 |
| D.LENK WHITE STRIPES AS/24x75/C | LENK | 27762 | P-51 | 24x75x1 | 4 | 18,2 | 113 |
| D.LENK WHITE TANGRAM/30x30/C | LENK | 27744 | P-53 | 30x30x1 | 8 | 18,2 | 113 |
| D.MILA COLD MOSAIC/5F | GROUND | 23442 | P-37 | 30x30x1 | 8 | 15,9 | 101 |
| D.MILA WARM MOSAIC/5F | GROUND | 23441 | P-37 | 30x30x1 | 8 | 15,9 | 101 |
| D.MYSTIC ANTH BRICK/29,8x29,2 | MYSTIC 4D | 24458 | P-50 | 29,8x29,2x0,8 | 8 | 12,2 | 141 |
| D.MYSTIC ANTH MOSAIC/25x25 | MYSTIC 4D | 24476 | P-39 | 25x25x0,8 | 8 | 7,7 | 141 |
| D.MYSTIC GREY BRICK/29,8x29,2 | MYSTIC 4D | 24459 | P-50 | 29,8x29,2x0,8 | 8 | 12,2 | 141 |
| D.MYSTIC GREY MOSAIC/25x25 | MYSTIC 4D | 24477 | P-39 | 25x25x0,8 | 8 | 7,7 | 141 |
| D.MYSTIC SAND BRICK/29,8x29,2 | MYSTIC 4D | 24461 | P-50 | 29,8x29,2x0,8 | 8 | 12,2 | 141 |
| D.MYSTIC SAND MOSAIC/25x25 | MYSTIC 4D | 24479 | P-39 | 25x25x0,8 | 8 | 7,7 | 141 |
| D.MYSTIC WHITE BRICK/29,8x29,2 | MYSTIC 4D | 25427 | P-50 | 29,8x29,2x0,8 | 8 | 12,2 | 141 |
| D.MYSTIC WHITE MOSAIC/25x25 | MYSTIC 4D | 25428 | P-39 | 25x25x0,8 | 8 | 7,7 | 141 |
| D.NATURE ANTH MOSAIC SF/30x30/C/R | NATURE FLOOR | 26082 | P-37 | 30x30x1 | 8 | 15,9 | 145 |
| D.NATURE ANTH SPAC SF/30x30/C/R | NATURE FLOOR | 26097 | P-58 | 30x30x1 | 8 | 15,9 | 145 |
| D.NATURE BEIGE MOSAIC SF/30x30/C/R | NATURE FLOOR | 26083 | P-37 | 30x30x1 | 8 | 15,9 | 145 |
| D.NATURE BEIGE SPAC SF/30x30/C/R | NATURE FLOOR | 26098 | P-58 | 30x30x1 | 8 | 15,6 | 145 |
| D.NATURE GREY MOSAIC SF/30x30/C/R | NATURE FLOOR | 26084 | P-37 | 30x30x1 | 8 | 15,9 | 145 |
| D.NATURE GREY SPAC SF/30x30/C/R | NATURE FLOOR | 26099 | P-58 | 30x30x1 | 8 | 15,6 | 145 |
| D.NATURE SAND WALL MOSAIC/30x30 | NATURE WALL | 30870 | P-44 | 30x30x1,05 | 8 | 11 | 237 |
| D.NATURE SILVER WALL MOSAIC/30x30 | NATURE WALL | 30871 | P-44 | 30x30x1,05 | 8 | 11 | 237 |
| D.NATURE WHITE MOSAIC SF/30x30/C/R | NATURE FLOOR | 26086 | P-37 | 30x30x1 | 8 | 15,9 | 145 |
| D.NATURE WHITE SPAC SF/30x30/C/R | NATURE FLOOR | 26101 | P-58 | 30x30x1 | 8 | 15,6 | 145 |
| D.NATURE WHITE WALL MOSAIC/30x30 | NATURE WALL | 26299 | P-37 | 30x30x1,05 | 8 | 11 | 237 |
| D.PALETTE ASH MOSAIC/31,5x31,5 | PALETTE | 26169 | P-56 | 31,5x31,5x1,05 | 7 | 14,6 | 239 |
| D.PALETTE BLUE MOSAIC/31,5x31,5 | PALETTE | 26180 | P-56 | 31,5x31,5x1,05 | 7 | 14,6 | 239 |
| D.PALETTE ECRU MOSAIC/31,5x31,5 | PALETTE | 26181 | P-56 | 31,5x31,5x1,05 | 7 | 14,6 | 239 |
| D.PALETTE FOG MOSAIC/31,5x31,5 | PALETTE | 26182 | P-56 | 31,5x31,5x1,05 | 7 | 14,6 | 239 |
| D.PALETTE GREEN MOSAIC/31,5x31,5 | PALETTE | 26183 | P-56 | 31,5x31,5x1,05 | 7 | 14,6 | 239 |
| D.PALETTE TAUPE MOSAIC/31,5x31,5 | PALETTE | 26184 | P-56 | 31,5x31,5x1,05 | 7 | 14,6 | 239 |
| D.PLANET ANTH MOSAIC SF/30x30/C/R | PLANET | 22502 | P-37 | 30x30x1 | 8 | 15,9 | 149 |
| D.PLANET BONE MOSAIC SF/30x30/C/R | PLANET | 22505 | P-37 | 30x30x1 | 8 | 15,9 | 149 |
| D.PLANET MUD MOSAIC SF/30x30/C/R | PLANET | 22506 | P-37 | 30x30x1 | 8 | 15,9 | 149 |
| D.PLANET SILVER MOSAIC SF/30x30/C/R | PLANET | 22504 | P-37 | 30x30x1 | 8 | 15,9 | 149 |
| D.PLANET WHITE MOSAIC SF/30x30/C/R | PLANET | 25800 | P-37 | 30x30x1 | 8 | 15,9 | 149 |
| D.SALINES BONE MOSAIC/30x30 | SALINES | 23322 | P-44 | 30x30x0,7 | 11 | 16,7 | 251 |
| D.SALINES MIX MOSAIC/30x30 | SALINES | 23320 | P-44 | 30x30x0,7 | 11 | 11,2 | 251 |
| D.SALINES SILVER MOSAIC/30x30 | SALINES | 23323 | P-44 | 30x30x0,7 | 11 | 16,7 | 251 |
| D.SALINES WHITE MOSAIC/30x30 | SALINES | 23321 | P-44 | 30x30x0,7 | 11 | 16,7 | 251 |
| D.SATYER-B/5 | SATYA | 21424 | P-45 | 30x30x1 | 8 | 15,9 | 153 |
| D.SATYER-G/5 | SATYA | 21416 | P-45 | 30x30x1 | 8 | 15,9 | 153 |
| D.SATYER-H/5 | SATYA | 21415 | P-45 | 30x30x1 | 8 | 15,9 | 153 |
| D.VERBIER ASH CHEV AS/27,5x24/C | VERBIER | 32092 | P-53 | 27,5x24x1 | 8 | 11,3 | 159 |
| D.VERBIER CHERRY CHEV AS/27,5x24/C | VERBIER | 32093 | P-53 | 27,5x24x1 | 8 | 11,3 | 159 |
| D.VERBIER CIGAR CHEV AS/27,5x24/C | VERBIER | 32094 | P-53 | 27,5x24x1 | 8 | 11,3 | 159 |

| Artículo Article | Serie | Ref. | Tarifa / Price list | Formato / Size | Pzs. caja / Pcs. box | Peso caja / Weight box | P. |
|---------------------------------------|----------------|-------|------------------------|-------------------|-------------------------|---------------------------|-----|
| D.VERBIER HONEY CHEV AS/27,5x24/C | VERBIER | 32095 | P-53 | 27,5x24x1 | 8 | 11,3 | 159 |
| D.VERBIER MAPLE CHEV AS/27,5x24/C | VERBIER | 32096 | P-53 | 27,5x24x1 | 8 | 11,3 | 159 |
| D.VERBIER STRAW CHEV AS/27,5x24/C | VERBIER | 32097 | P-53 | 27,5x24x1 | 8 | 11,3 | 159 |
| D.VERBIER TAUPE CHEV AS/27,5x24/C | VERBIER | 32098 | P-53 | 27,5x24x1 | 8 | 11,3 | 159 |
| DANUBIO-G | DANUBIO | 14364 | BN-21 | 33x91x1,05 | 4 | 21,8 | 181 |
| DANUBIO-G/R | DANUBIO | 14430 | BN-29 | 32x90x1,05 | 4 | 20,9 | 181 |
| DANUBIO-H | DANUBIO | 14365 | BN-21 | 33x91x1,05 | 4 | 21,8 | 181 |
| DANUBIO-H/R | DANUBIO | 14431 | BN-29 | 32x90x1,05 | 4 | 20,9 | 181 |
| DONNA SAND DECOR/33,3x100/R | DONNA | 27539 | BN-66 | 33,3x100x0,86 | 5 | 22,5 | 183 |
| DONNA SAND/33,3x100/R | DONNA | 27534 | BN-65 | 33,3x100x0,75 | 6 | 24,9 | 183 |
| DONNA SILVER DECOR/33,3x100/R | DONNA | 27538 | BN-66 | 33,3x100x0,86 | 5 | 22,5 | 183 |
| DONNA SILVER/33,3x100/R | DONNA | 27535 | BN-65 | 33,3x100x0,75 | 6 | 24,9 | 183 |
| DONNA WHITE DECOR/33,3x100/R | DONNA | 27537 | BN-66 | 33,3x100x0,86 | 5 | 22,5 | 183 |
| DONNA WHITE/33,3x100/R | DONNA | 27536 | BN-65 | 33,3x100x0,75 | 6 | 24,9 | 183 |
| DOWNTOWN ANTH NT/60x60/C/R | DOWNTOWN FLOOR | 29698 | BN-33 | 60x60x1 | 3 | 24,3 | 77 |
| DOWNTOWN ANTH SP/100x100/R | DOWNTOWN 4D | 31012 | BN-135 | 100x100x0,6 | 2 | 29,9 | 73 |
| DOWNTOWN ANTH SP/100x180/R | DOWNTOWN 4D | 31345 | BN-137 | 100x180x0,6 | 2 | 52,9 | 73 |
| DOWNTOWN ANTH SP/60x120/R | DOWNTOWN FLOOR | 29695 | BN-6 | 60x120x1 | 2 | 33,2 | 77 |
| DOWNTOWN ANTH SP/90x90/R | DOWNTOWN FLOOR | 29713 | BN-7 | 90x90x1 | 2 | 38 | 77 |
| DOWNTOWN ANTH/90x90/A/R | DOWNTOWN FLOOR | 30733 | BN-90 | 90x90x1 | 2 | 38 | 77 |
| DOWNTOWN BEIGE MATERIAL SP/33,3x100/R | DOWNTOWN WALL | 30754 | BN-10 | 33,3x100x0,86 | 5 | 22,5 | 185 |
| DOWNTOWN BEIGE NT/60x60/C/R | DOWNTOWN FLOOR | 29700 | BN-33 | 60x60x1 | 3 | 24,3 | 77 |
| DOWNTOWN BEIGE SP/100x100/R | DOWNTOWN 4D | 31013 | BN-135 | 100x100x0,6 | 2 | 29,9 | 73 |
| DOWNTOWN BEIGE SP/100x180/R | DOWNTOWN 4D | 31346 | BN-137 | 100x180x0,6 | 2 | 52,9 | 73 |
| DOWNTOWN BEIGE SP/33,3x100/R | DOWNTOWN WALL | 29725 | BN-8 | 33,3x100x0,75 | 6 | 24,9 | 185 |
| DOWNTOWN BEIGE SP/60x120/R | DOWNTOWN FLOOR | 29696 | BN-6 | 60x120x1 | 2 | 33,2 | 77 |
| DOWNTOWN BEIGE SP/90x90/R | DOWNTOWN FLOOR | 29714 | BN-7 | 90x90x1 | 2 | 38 | 77 |
| DOWNTOWN BEIGE TRIANGLE SP/33,3x100/R | DOWNTOWN WALL | 29727 | BN-10 | 33,3x100x0,86 | 5 | 22,5 | 185 |
| DOWNTOWN BEIGE/90x90/A/R | DOWNTOWN FLOOR | 30738 | BN-90 | 90x90x1 | 2 | 38 | 77 |
| DOWNTOWN GREY MATERIAL SP/33,3x100/R | DOWNTOWN WALL | 30756 | BN-10 | 33,3x100x0,86 | 5 | 22,5 | 185 |
| DOWNTOWN GREY NT/60x60/C/R | DOWNTOWN FLOOR | 29699 | BN-33 | 60x60x1 | 3 | 24,3 | 77 |
| DOWNTOWN GREY SP/100x100/R | DOWNTOWN 4D | 31014 | BN-135 | 100x100x0,6 | 2 | 29,9 | 73 |
| DOWNTOWN GREY SP/100x180/R | DOWNTOWN 4D | 31348 | BN-137 | 100x180x0,6 | 2 | 52,9 | 73 |
| DOWNTOWN GREY SP/33,3x100/R | DOWNTOWN WALL | 29724 | BN-8 | 33,3x100x0,75 | 6 | 24,9 | 185 |
| DOWNTOWN GREY SP/60x120/C/R | DOWNTOWN FLOOR | 29697 | BN-6 | 60x120x1 | 2 | 33,2 | 77 |
| DOWNTOWN GREY SP/90x90/C/R | DOWNTOWN FLOOR | 29715 | BN-7 | 90x90x1 | 2 | 38 | 77 |
| DOWNTOWN GREY TRIANGLE SP/33,3x100/R | DOWNTOWN WALL | 29726 | BN-10 | 33,3x100x0,86 | 5 | 22,5 | 185 |
| DOWNTOWN GREY/90x90/A/R | DOWNTOWN FLOOR | 30740 | BN-90 | 90x90x1 | 2 | 38 | 77 |
| DOWNTOWN WHITE MATERIAL SP/33,3x100/R | DOWNTOWN WALL | 30755 | BN-10 | 33,3x100x0,86 | 5 | 22,5 | 185 |
| DOWNTOWN WHITE NT/60x60/C/R | DOWNTOWN FLOOR | 29689 | BN-33 | 60x60x1 | 3 | 24,3 | 77 |
| DOWNTOWN WHITE SP/100x100/R | DOWNTOWN 4D | 31015 | BN-136 | 100x100x0,6 | 2 | 29,9 | 73 |
| DOWNTOWN WHITE SP/100x180/R | DOWNTOWN 4D | 31347 | BN-137 | 100x180x0,6 | 2 | 52,9 | 73 |
| DOWNTOWN WHITE SP/33,3x100/R | DOWNTOWN WALL | 29723 | BN-8 | 33,3x100x0,75 | 6 | 24,9 | 185 |
| DOWNTOWN WHITE SP/60x120/C/R | DOWNTOWN FLOOR | 29694 | BN-6 | 60x120x1 | 2 | 33,2 | 77 |
| DOWNTOWN WHITE SP/90x90/R | DOWNTOWN FLOOR | 29716 | BN-7 | 90x90x1 | 2 | 38 | 77 |
| DOWNTOWN WHITE TRIANGLE SP/33,3x100/R | DOWNTOWN WALL | 29728 | BN-10 | 33,3x100x0,86 | 5 | 22,5 | 185 |
| DOWNTOWN WHITE/90x90/A/R | DOWNTOWN FLOOR | 30739 | BN-90 | 90x90x1 | 2 | 38 | 77 |
| ERTA BEIGE DECOR/100/R | ERTA | 22123 | BN-66 | 33,3x100x0,75 | 6 | 24,9 | 191 |
| ERTA BEIGE DECOR/25x75 | ERTA | 21841 | BN-20 | 25x75x1,05 | 7 | 24,7 | 191 |
| ERTA BEIGE/100/R | ERTA | 22122 | BN-65 | 33,3x100x0,75 | 6 | 24,9 | 191 |

| Artículo / Article | Serie | Ref. | Tarifa / Price list | Formato / Size | Pzs. caja / Pcs. box | Peso caja / Weight box | P. |
|---------------------------|--------------|-------|------------------------|-------------------|-------------------------|---------------------------|-----|
| FS FIELD BLUE LT | FS FIELD | 36383 | BN-151 | 45,2x45,2x0,87 | 5 | 19,6 | 287 |
| FS FIELD BROWN LT | FS FIELD | 36384 | BN-151 | 45,2x45,2x0,87 | 5 | 19,6 | 287 |
| FS FOREST BLACK | FS FOREST | 34443 | BN-14 | 45x45x0,95 | 5 | 21 | 291 |
| FS FOREST NATURAL | FS FOREST | 34444 | BN-14 | 45x45x0,95 | 5 | 21 | 291 |
| FS FOREST PLANK NATURAL | FS FOREST | 34881 | BN-146 | 7,3x45x1,05 | 25 | 21 | 291 |
| FS FOREST WHITE | FS FOREST | 34442 | BN-14 | 45x45x0,95 | 5 | 22,7 | 291 |
| FS HERITAGE LEAVES LT | FS HERITAGE | 30895 | BN-17 | 45x45x0,95 | 5 | 21 | 295 |
| FS HERITAGE ORNATE LT | FS HERITAGE | 30894 | BN-17 | 45x45x0,95 | 5 | 21 | 295 |
| FS HERITAGE SQUARE LT | FS HERITAGE | 30893 | BN-17 | 45x45x0,95 | 5 | 21 | 295 |
| FS HERITAGE WHITE LT | FS HERITAGE | 30892 | BN-17 | 45x45x0,95 | 5 | 21 | 295 |
| FS IRON OXIDE LT | FS IRON | 34446 | BN-18 | 20x40x1,03 | 12 | 16,3 | 297 |
| FS IRON WHITE LT | FS IRON | 34447 | BN-18 | 20x40x1,03 | 12 | 16,3 | 297 |
| FS IVY BLACK | FS IVY | 26170 | BN-14 | 45x45x0,95 | 5 | 21 | 298 |
| FS IVY BLUE | FS IVY | 26171 | BN-14 | 45x45x0,95 | 5 | 21 | 298 |
| FS IVY SAGE | FS IVY | 26172 | BN-14 | 45x45x0,95 | 5 | 21 | 298 |
| FS JAIPUR BLACK LT | FS JAIPUR | 34438 | BN-17 | 45x45x0,95 | 5 | 21 | 299 |
| FS JAIPUR WHITE LT | FS JAIPUR | 34439 | BN-17 | 45x45x0,95 | 5 | 21 | 299 |
| FS LOFT BLACK | FS LOFT | 34450 | BN-18 | 20x40x1,03 | 12 | 16,3 | 303 |
| FS LOFT CLAY | FS LOFT | 34451 | BN-18 | 20x40x1,03 | 12 | 16,3 | 303 |
| FS LOFT WHITE | FS LOFT | 34449 | BN-18 | 20x40x1,03 | 12 | 16,3 | 303 |
| FS MANISES-B | FS FAENZA | 13621 | BN-14 | 33x33x0,95 | 10 | 21,4 | 285 |
| FS MARAIS | FS MARAIS | 24268 | BN-61 | 45,2x45,2x0,87 | 5 | 19,6 | 305 |
| FS MARRAKECH BLUE | FS MARRAKECH | 21936 | BN-14 | 45x45x0,95 | 5 | 21 | 306 |
| FS MARRAKECH GREY | FS MARRAKECH | 21937 | BN-14 | 45x45x0,95 | 5 | 21 | 306 |
| FS MELVIN COLOR | FS MELVIN | 20032 | BN-73 | 7,4x67,5x1,05 | 15 | 17,1 | 307 |
| FS MELVIN WHITE | FS MELVIN | 20033 | BN-73 | 7,4x67,5x1,05 | 15 | 17,1 | 307 |
| FS MIRABEL-A | FS MIRABEL | 20300 | BN-14 | 33x33x0,95 | 10 | 21,4 | 308 |
| FS MIRABEL-B | FS MIRABEL | 20527 | BN-14 | 33x33x0,95 | 10 | 21,4 | 308 |
| FS MIRABEL-M | FS MIRABEL | 20301 | BN-14 | 33x33x0,95 | 10 | 21,4 | 308 |
| FS MUD COCOA | FS MUD | 29760 | BN-3 | 20x40x1,03 | 12 | 16,3 | 309 |
| FS MUD SAND | FS MUD | 29761 | BN-3 | 20x40x1,03 | 12 | 16,3 | 309 |
| FS MUD SILVER | FS MUD | 29758 | BN-3 | 20x40x1,03 | 12 | 16,3 | 309 |
| FS MUD WHITE | FS MUD | 29759 | BN-3 | 20x40x1,03 | 12 | 16,3 | 309 |
| FS NIJAR | FS ORIGINAL | 20402 | BN-14 | 45x45x0,95 | 5 | 21 | 315 |
| FS NORWICH | FS NORWICH | 22058 | BN-61 | 33x33x0,95 | 10 | 21,7 | 312 |
| FS OFELIA | FS OFELIA | 21076 | BN-61 | 45,2x45,2x0,87 | 5 | 19,6 | 313 |
| FS OLDKER | FS ARTISAN | 20302 | BN-14 | 33x33x0,95 | 10 | 21,4 | 271 |
| FS PORTO AMARAL | FS PORTO | 31653 | BN-14 | 45x45x0,95 | 5 | 21 | 317 |
| FS PORTO FATIMA | FS PORTO | 31654 | BN-14 | 45x45x0,95 | 5 | 21 | 317 |
| FS PORTO FLAVIA | FS PORTO | 31655 | BN-14 | 45x45x0,95 | 5 | 21 | 317 |
| FS PORTO IRIA | FS PORTO | 31656 | BN-14 | 45x45x0,95 | 5 | 21 | 317 |
| FS RAKU BLACK | FS RAKU | 28941 | BN-3 | 20x40x1,03 | 12 | 16,3 | 319 |
| FS RAKU BLUE | FS RAKU | 28939 | BN-3 | 20x40x1,03 | 12 | 16,3 | 319 |
| FS RAKU COLORS | FS RAKU | 28944 | BN-3 | 20x40x1,03 | 12 | 16,3 | 319 |
| FS RAKU CREAM | FS RAKU | 28942 | BN-3 | 20x40x1,03 | 12 | 16,3 | 319 |
| FS RAKU SAGE | FS RAKU | 28940 | BN-3 | 20x40x1,03 | 12 | 16,3 | 319 |
| FS RAKU SILVER | FS RAKU | 28943 | BN-3 | 20x40x1,03 | 12 | 16,3 | 319 |
| FS RAKU WHITE | FS RAKU | 28938 | BN-3 | 20x40x1,03 | 12 | 16,3 | 319 |
| FS ROAD MARS AS/90x90/C/R | FS ROAD | 36372 | BN-150 | 90x90x1 | 2 | 38 | 321 |
| FS ROAD MOON AS/90x90/C/R | FS ROAD | 36373 | BN-150 | 90x90x1 | 2 | 38 | 321 |
| FS ROCK AS | FS ROCKSTAR | 36381 | BN-149 | 45,2x45,2x0,87 | 5 | 19,6 | 325 |
| FS ROCKSTAR-N AS | FS ROCKSTAR | 36379 | BN-149 | 45,2x45,2x0,87 | 5 | 19,6 | 325 |

| Artículo / Article | Serie | Ref. | Tarifa / Price list | Formato / Size | Pzs. caja / Pcs. box | Peso caja / Weight box | P. |
|-------------------------------|--------------|-------|------------------------|-------------------|-------------------------|---------------------------|-----|
| FS ROMBOS-N | FS DAMERO | 16447 | BN-14 | 45x45x0,95 | 5 | 21 | 281 |
| FS ROOTS-0 | FS ROOTS | 29295 | BN-14 | 45x45x0,95 | 5 | 21 | 327 |
| FS ROOTS-1 | FS ROOTS | 28888 | BN-14 | 45x45x0,95 | 5 | 21 | 327 |
| FS ROOTS-2 | FS ROOTS | 28889 | BN-14 | 45x45x0,95 | 5 | 21 | 327 |
| FS ROOTS-3 | FS ROOTS | 28890 | BN-14 | 45x45x0,95 | 5 | 21 | 327 |
| FS ROOTS-4 | FS ROOTS | 28891 | BN-14 | 45x45x0,95 | 5 | 21 | 327 |
| FS RUE | FS VENDOME | 24266 | BN-61 | 45,2x45,2x0,87 | 5 | 19,6 | 344 |
| FS SABI | FS WABI SABI | 32446 | BN-14 | 45x45x0,95 | 5 | 21 | 347 |
| FS SAJA-B | FS SAJA | 20087 | BN-14 | 33x33x0,95 | 10 | 21,4 | 328 |
| FS SAJA-N | FS SAJA | 20086 | BN-14 | 33x33x0,95 | 10 | 21,4 | 328 |
| FS SEA BLUE LT | FS SEA | 32444 | BN-17 | 33x33x0,95 | 10 | 21,4 | 329 |
| FS SEA WHITE LT | FS SEA | 32445 | BN-17 | 33x33x0,95 | 10 | 21,4 | 329 |
| FS SEAL | FS CLAY | 30066 | BN-14 | 45x45x0,95 | 5 | 21 | 277 |
| FS SEATTLE | FS SEATTLE | 18152 | BN-61 | 30x30x0,8 | 12 | 20,5 | 330 |
| FS SENA BLUE | FS SENA | 24267 | BN-61 | 45,2x45,2x0,87 | 5 | 19,6 | 331 |
| FS STAR ARA BLACK | FS STAR | 28148 | BN-14 | 45x45x0,95 | 5 | 21 | 333 |
| FS STAR BLACK LT | FS STAR LT | 32447 | BN-17 | 45x45x0,95 | 5 | 21 | 337 |
| FS STAR BLUE | FS STAR | 23200 | BN-14 | 45x45x0,95 | 5 | 21 | 333 |
| FS STAR BLUE LT | FS STAR LT | 32448 | BN-17 | 45x45x0,95 | 5 | 21 | 337 |
| FS STAR NIGHT | FS STAR | 28146 | BN-14 | 45x45x0,95 | 5 | 21 | 333 |
| FS STAR OXIDE | FS STAR | 23198 | BN-14 | 45x45x0,95 | 5 | 21 | 333 |
| FS STAR SAGE | FS STAR | 23199 | BN-14 | 45x45x0,95 | 5 | 21 | 333 |
| FS STAR SAGE LT | FS STAR LT | 32449 | BN-17 | 45x45x0,95 | 5 | 21 | 337 |
| FS STAR SKY | FS STAR | 28147 | BN-14 | 45x45x0,95 | 5 | 21 | 333 |
| FS STAR WHITE | FS STAR | 27325 | BN-14 | 45x45x0,95 | 5 | 21 | 333 |
| FS STAR WHITE LT | FS STAR LT | 33214 | BN-17 | 45x45x0,95 | 5 | 21 | 337 |
| FS STAR-N | FS STAR | 19136 | BN-14 | 45x45x0,95 | 5 | 21 | 333 |
| FS TEMPLE BLACK | FS TEMPLE | 24713 | BN-14 | 45x45x0,95 | 5 | 21 | 341 |
| FS TEMPLE BLUE | FS TEMPLE | 24716 | BN-14 | 45x45x0,95 | 5 | 21 | 341 |
| FS TEMPLE OXIDE | FS TEMPLE | 24715 | BN-14 | 45x45x0,95 | 5 | 21 | 341 |
| FS TEMPLE SAGE | FS TEMPLE | 24714 | BN-14 | 45x45x0,95 | 5 | 21 | 341 |
| FS TRADITION BRICK BLUE LT | FS TRADITION | 30898 | BN-18 | 20x40x1,03 | 12 | 16,3 | 343 |
| FS TRADITION BRICK GREEN LT | FS TRADITION | 31131 | BN-18 | 20x40x1,03 | 12 | 16,3 | 343 |
| FS TRADITION BRICK SILVER LT | FS TRADITION | 30897 | BN-18 | 20x40x1,03 | 12 | 16,3 | 343 |
| FS TRADITION BRICK WHITE LT | FS TRADITION | 30961 | BN-18 | 20x40x1,03 | 12 | 16,3 | 343 |
| FS TRADITION SQUARE BLUE LT | FS TRADITION | 30899 | BN-18 | 20x40x1,03 | 12 | 16,3 | 343 |
| FS TRADITION SQUARE GREEN LT | FS TRADITION | 31132 | BN-18 | 20x40x1,03 | 12 | 16,3 | 343 |
| FS TRADITION SQUARE SILVER LT | FS TRADITION | 30962 | BN-18 | 20x40x1,03 | 12 | 16,3 | 343 |
| FS TRADITION SQUARE WHITE LT | FS TRADITION | 30896 | BN-18 | 20x40x1,03 | 12 | 16,3 | 343 |
| FS VENDOME | FS VENDOME | 24269 | BN-61 | 45,2x45,2x0,87 | 5 | 19,6 | 344 |
| FS VENECIA/46 | FS VENECIA | 21078 | BN-61 | 45,2x45,2x0,87 | 5 | 19,6 | 345 |
| FS VENECIA/60x60/R | FS VENECIA | 25659 | BN-91 | 60x60x1 | 3 | 25,2 | 345 |
| FS WABI | FS WABI SABI | 32443 | BN-14 | 33x33x0,95 | 10 | 21,4 | 347 |
| FS WABI ARROW | FS WABI SABI | 32442 | BN-14 | 33x33x0,95 | 10 | 21,4 | 347 |
| FS WILD AS/19,5x121,5/C/R | FS WILD | 36330 | BN-152 | 19,5x121,5x1 | 4 | 22,2 | 349 |
| FS YARD BLACK | FS YARD | 26173 | BN-14 | 45x45x0,95 | 5 | 21 | 351 |
| FS YARD BLUE | FS YARD | 26174 | BN-14 | 45x45x0,95 | 5 | 21 | 351 |
| FS YARD SAGE | FS YARD | 26175 | BN-14 | 45x45x0,95 | 5 | 21 | 351 |
| FS-0 | FS ORIGINAL | 13305 | BN-14 | 45x45x0,95 | 5 | 21 | 315 |
| FS-1 | FS ORIGINAL | 12500 | BN-14 | 45x45x0,95 | 5 | 21 | 315 |
| FS-2 | FS ORIGINAL | 12501 | BN-14 | 45x45x0,95 | 5 | 21 | 315 |
| FS-3 | FS ORIGINAL | 12519 | BN-14 | 45x45x0,95 | 5 | 21 | 315 |

| Artículo / Article | Serie | Ref. | Tarifa / Price list | Formato / Size | Pzs. caja / Pcs. box | Peso caja / Weight box | P. |
|-----------------------------------|---------------|-------|------------------------|-------------------|-------------------------|---------------------------|-----|
| FS-4 | FS ORIGINAL | 12541 | BN-14 | 45x45x0,95 | 5 | 21 | 315 |
| GHENT BEIGE AS/60x120/C/R | GHENT FLOOR | 31753 | BN-116 | 60x120x1 | 2 | 33,2 | 87 |
| GHENT BEIGE AS/90x90/C/R | GHENT FLOOR | 31891 | BN-90 | 90x90x1 | 2 | 38 | 87 |
| GHENT BEIGE DEC SP/33,3x100/R | GHENT WALL | 31863 | BN-10 | 33,3x100x0,86 | 5 | 22,5 | 197 |
| GHENT BEIGE NT/60x60/C/R | GHENT FLOOR | 31755 | BN-33 | 60x60x1 | 3 | 24,3 | 87 |
| GHENT BEIGE SP/100x100/R | GHENT 4D | 31747 | BN-135 | 100x100x0,8 | 2 | 39,3 | 81 |
| GHENT BEIGE SP/100x180/R | GHENT 4D | 33200 | BN-137 | 100x180x0,6 | 2 | 52,9 | 81 |
| GHENT BEIGE SP/100x275/R | GHENT 4D | 35597 | BN-141 | 100x275x0,6 | 1 | 38,5 | 81 |
| GHENT BEIGE SP/33,3x100/R | GHENT WALL | 31860 | BN-8 | 33,3x100x0,75 | 6 | 24,9 | 197 |
| GHENT BEIGE/100x100/A/R | GHENT 4D | 33948 | BN-144 | 100x100x0,8 | 2 | 39,3 | 81 |
| GHENT BEIGE/100x100x2/A/R | GHENT 4D | 34878 | BN-145 | 100x100x2 | 1 | 49,2 | 81 |
| GHENT BEIGE/50x100x2/A/R | GHENT 4D | 35567 | BN-147 | 50x100x2 | 1 | 24,7 | 81 |
| GHENT GREY AS/60x120/C/R | GHENT FLOOR | 31751 | BN-116 | 60x120x1 | 2 | 33,2 | 87 |
| GHENT GREY AS/90x90/C/R | GHENT FLOOR | 31892 | BN-90 | 90x90x1 | 2 | 38 | 87 |
| GHENT GREY NT/60x60/C/R | GHENT FLOOR | 31756 | BN-33 | 60x60x1 | 3 | 24,3 | 87 |
| GHENT GREY SP/100x100/R | GHENT 4D | 31749 | BN-135 | 100x100x0,8 | 2 | 39,3 | 81 |
| GHENT GREY SP/100x180/R | GHENT 4D | 33202 | BN-137 | 100x180x0,6 | 2 | 52,9 | 81 |
| GHENT GREY SP/100x275/R | GHENT 4D | 35598 | BN-141 | 100x275x0,6 | 1 | 38,5 | 81 |
| GHENT GREY/100x100/A/R | GHENT 4D | 33947 | BN-144 | 100x100x0,8 | 2 | 39,3 | 81 |
| GHENT GREY/100x100x2/A/R | GHENT 4D | 34734 | BN-145 | 100x100x2 | 1 | 49,2 | 81 |
| GHENT GREY/50x100x2/A/R | GHENT 4D | 35568 | BN-147 | 50x100x2 | 1 | 24,7 | 81 |
| GHENT SILVER AS/60x120/C/R | GHENT FLOOR | 31752 | BN-116 | 60x120x1 | 2 | 33,2 | 87 |
| GHENT SILVER AS/90x90/C/R | GHENT FLOOR | 31893 | BN-90 | 90x90x1 | 2 | 38 | 87 |
| GHENT SILVER DEC SP/33,3x100/R | GHENT WALL | 31864 | BN-10 | 33,3x100x0,86 | 5 | 22,5 | 197 |
| GHENT SILVER NT/60x60/C/R | GHENT FLOOR | 31757 | BN-33 | 60x60x1 | 3 | 24,3 | 87 |
| GHENT SILVER SP/100x100/R | GHENT 4D | 31748 | BN-135 | 100x100x0,8 | 2 | 39,3 | 81 |
| GHENT SILVER SP/100x180/R | GHENT 4D | 33201 | BN-137 | 100x180x0,6 | 2 | 52,9 | 81 |
| GHENT SILVER SP/100x275/R | GHENT 4D | 35599 | BN-141 | 100x275x0,6 | 1 | 38,5 | 81 |
| GHENT SILVER SP/33,3x100/R | GHENT WALL | 31862 | BN-8 | 33,3x100x0,75 | 6 | 24,9 | 197 |
| GHENT SILVER/100x100/A/R | GHENT 4D | 33946 | BN-144 | 100x100x0,8 | 2 | 39,3 | 81 |
| GHENT SILVER/100x100x2/A/R | GHENT 4D | 34733 | BN-145 | 100x100x2 | 1 | 49,2 | 81 |
| GHENT SILVER/50x100x2/A/R | GHENT 4D | 35569 | BN-147 | 50x100x2 | 1 | 24,7 | 81 |
| GHENT WHITE AS/60x120/C/R | GHENT FLOOR | 31750 | BN-116 | 60x120x1 | 2 | 33,2 | 87 |
| GHENT WHITE AS/90x90/C/R | GHENT FLOOR | 31894 | BN-90 | 90x90x1 | 2 | 38 | 87 |
| GHENT WHITE DEC SP/33,3x100/R | GHENT WALL | 31865 | BN-10 | 33,3x100x0,86 | 5 | 22,5 | 197 |
| GHENT WHITE NT/60x60/C/R | GHENT FLOOR | 31754 | BN-33 | 60x60x1 | 3 | 24,3 | 87 |
| GHENT WHITE SP/100x100/R | GHENT 4D | 31746 | BN-136 | 100x100x0,8 | 2 | 39,3 | 81 |
| GHENT WHITE SP/100x180/R | GHENT 4D | 33203 | BN-138 | 100x180x0,8 | 2 | 70,9 | 81 |
| GHENT WHITE SP/100x275/R | GHENT 4D | 35600 | BN-142 | 100x275x0,6 | 1 | 38,5 | 81 |
| GHENT WHITE SP/33,3x100/R | GHENT WALL | 31861 | BN-8 | 33,3x100x0,75 | 6 | 24,9 | 197 |
| GHENT WHITE/100x100/A/R | GHENT 4D | 33945 | BN-143 | 100x100x0,8 | 2 | 39,3 | 81 |
| GHENT WHITE/100x100x2/A/R | GHENT 4D | 34732 | BN-145 | 100x100x2 | 1 | 49,2 | 81 |
| GHENT WHITE/50x100x2/A/R | GHENT 4D | 35570 | BN-147 | 50x100x2 | 1 | 24,7 | 81 |
| GRANIER ASH AS/19,5x121,5/C/R | GRANIER FLOOR | 34764 | BN-95 | 19,5x121,5x1 | 4 | 22,2 | 91 |
| GRANIER ASH AS/24x151/C/R | GRANIER FLOOR | 34641 | BN-121 | 24x151x1 | 3 | 24,3 | 91 |
| GRANIER HONEY AS/19,5x121,5/C/R | GRANIER FLOOR | 34765 | BN-95 | 19,5x121,5x1 | 4 | 22,2 | 91 |
| GRANIER HONEY AS/24x151/C/R | GRANIER FLOOR | 34637 | BN-121 | 24x151x1 | 3 | 24,3 | 91 |
| GRANIER HONEY DECOR SP/33,3x100/R | GRANIER WALL | 34773 | BN-10 | 33,3x100x0,86 | 5 | 22,5 | 201 |
| GRANIER MAPLE AS/19,5x121,5/C/R | GRANIER FLOOR | 34766 | BN-95 | 19,5x121,5x1 | 4 | 22,2 | 91 |
| GRANIER MAPLE AS/24x151/C/R | GRANIER FLOOR | 34639 | BN-121 | 24x151x1 | 3 | 24,3 | 91 |
| GRANIER NATURAL AS/19,5x121,5/C/R | GRANIER FLOOR | 34767 | BN-95 | 19,5x121,5x1 | 4 | 22,2 | 91 |
| GRANIER NATURAL AS/24x151/C/R | GRANIER FLOOR | 34638 | BN-121 | 24x151x1 | 3 | 24,3 | 91 |

| Artículo / Article | Serie | Ref. | Tarifa / Price list | Formato / Size | Pzs. caja / Pcs. box | Peso caja / Weight box | P. |
|-------------------------------|-----------------|-------|------------------------|-------------------|-------------------------|---------------------------|-----|
| GRUNGE BEIGE/25x75 | GRUNGE WALL | 27158 | BN-16 | 25x75x1,05 | 7 | 24,7 | 209 |
| GRUNGE BEIGE/32x90/R | GRUNGE WALL | 27491 | BN-29 | 32x90x1,05 | 4 | 20,9 | 209 |
| GRUNGE GREY AS/60x120/C/R | GRUNGE FLOOR | 27402 | BN-116 | 60x120x1 | 2 | 33,2 | 107 |
| GRUNGE GREY AS/60x60/C/R | GRUNGE FLOOR | 27411 | BN-88 | 60x60x1 | 3 | 24,3 | 107 |
| GRUNGE GREY AS/75,5x151/C/R | GRUNGE FLOOR | 27434 | BN-119 | 75,5x151x1 | 1 | 26 | 107 |
| GRUNGE GREY AS/90x90/C/R | GRUNGE FLOOR | 27426 | BN-90 | 90x90x1 | 2 | 38 | 107 |
| GRUNGE GREY DECOR/25x75 | GRUNGE WALL | 27160 | BN-20 | 25x75x1,05 | 7 | 24,7 | 209 |
| GRUNGE GREY PEAK/32x90/R | GRUNGE WALL | 27496 | BN-36 | 32x90x1,05 | 4 | 20,9 | 209 |
| GRUNGE GREY STRIPES/32x90/R | GRUNGE WALL | 27494 | BN-36 | 32x90x1,05 | 4 | 20,9 | 209 |
| GRUNGE GREY/25x75 | GRUNGE WALL | 27157 | BN-16 | 25x75x1,05 | 7 | 24,7 | 209 |
| GRUNGE GREY/32x90/R | GRUNGE WALL | 27492 | BN-29 | 32x90x1,05 | 4 | 20,9 | 209 |
| GRUNGE WHITE AS/60x120/C/R | GRUNGE FLOOR | 27399 | BN-116 | 60x120x1 | 2 | 33,2 | 107 |
| GRUNGE WHITE AS/60x60/C/R | GRUNGE FLOOR | 27408 | BN-88 | 60x60x1 | 3 | 24,3 | 107 |
| GRUNGE WHITE AS/75,5x151/C/R | GRUNGE FLOOR | 27435 | BN-119 | 75,5x151x1 | 1 | 26 | 107 |
| GRUNGE WHITE AS/90x90/C/R | GRUNGE FLOOR | 27427 | BN-90 | 90x90x1 | 2 | 38 | 107 |
| GRUNGE WHITE DECOR/25x75 | GRUNGE WALL | 27161 | BN-20 | 25x75x1,05 | 7 | 24,7 | 209 |
| GRUNGE WHITE PEAK/32x90/R | GRUNGE WALL | 27497 | BN-36 | 32x90x1,05 | 4 | 20,9 | 209 |
| GRUNGE WHITE STRIPES/32x90/R | GRUNGE WALL | 27495 | BN-36 | 32x90x1,05 | 4 | 20,9 | 209 |
| GRUNGE WHITE/25x75 | GRUNGE WALL | 27156 | BN-16 | 25x75x1,05 | 7 | 24,7 | 209 |
| GRUNGE WHITE/32x90/R | GRUNGE WALL | 27490 | BN-29 | 32x90x1,05 | 4 | 20,9 | 209 |
| HV-1 | HOUSE OF VANITY | 14644 | BN-61 | 33x33x0,9 | 10 | 22,2 | 111 |
| HV-2 | HOUSE OF VANITY | 14645 | BN-61 | 33x33x0,9 | 10 | 22,2 | 111 |
| HV-3 | HOUSE OF VANITY | 14646 | BN-61 | 33x33x0,9 | 10 | 22,2 | 111 |
| HV-4 | HOUSE OF VANITY | 14647 | BN-61 | 33x33x0,9 | 10 | 22,2 | 111 |
| ICE DIAMOND/33,3x100/R | ICE | 30858 | BN-5 | 33,3x100x0,86 | 5 | 22,5 | 217 |
| ICE FOLD/33,3x100/R | ICE | 30859 | BN-5 | 33,3x100x0,86 | 5 | 22,5 | 217 |
| ICE WAVES/33,3x100/R | ICE | 30857 | BN-5 | 33,3x100x0,86 | 5 | 22,5 | 217 |
| ICE/33,3x100/R | ICE | 30853 | BN-4 | 33,3x100x0,75 | 6 | 24,9 | 217 |
| LFS BRASS/22,3 | FS YARD | 27779 | P-43 | 1x22,3x1 | 24 | 1,6 | 351 |
| LFS RAKU GOLD/1,5x20 | FS RAKU | 29177 | P-14 | 1,5x20x0,8 | 80 | 8,2 | 319 |
| L.PALETTE ASH/3x90/R | PALETTE | 26163 | P-38 | 3x90x1,05 | 14 | 7,1 | 239 |
| L.PALETTE BLUE/3x90/R | PALETTE | 26164 | P-38 | 3x90x1,05 | 14 | 7,1 | 239 |
| L.PALETTE ECRU/3x90/R | PALETTE | 26165 | P-38 | 3x90x1,05 | 14 | 7,1 | 239 |
| L.PALETTE FOG/3x90/R | PALETTE | 26166 | P-38 | 3x90x1,05 | 14 | 7,1 | 239 |
| L.PALETTE GREEN/3x90/R | PALETTE | 26167 | P-38 | 3x90x1,05 | 14 | 7,1 | 239 |
| L.PALETTE TAUPE/3x90/R | PALETTE | 26168 | P-38 | 3x90x1,05 | 14 | 7,1 | 239 |
| LACCIO CEMENT-G/R | LACCIO | 18503 | BN-36 | 32x90x1,05 | 4 | 20,9 | 223 |
| LACCIO CEMENT-H/R | LACCIO | 18502 | BN-36 | 32x90x1,05 | 4 | 20,9 | 223 |
| LACCIO WOOD-G/R | LACCIO | 18501 | BN-36 | 32x90x1,05 | 4 | 20,9 | 223 |
| LACCIO WOOD-H/R | LACCIO | 18500 | BN-36 | 32x90x1,05 | 4 | 20,9 | 223 |
| LACCIO-W/R | LACCIO | 18158 | BN-36 | 32x90x1,05 | 4 | 20,9 | 223 |
| LENK ASH AS/19,5x121,5/C/R | LENK | 28315 | BN-95 | 19,5x121,5x1 | 4 | 22,2 | 113 |
| LENK ASH AS/24x151/C/R | LENK | 27397 | BN-121 | 24x151x1 | 3 | 24,3 | 113 |
| LENK HONEY AS/19,5x121,5/C/R | LENK | 28316 | BN-95 | 19,5x121,5x1 | 4 | 22,2 | 113 |
| LENK HONEY AS/24x151/C/R | LENK | 27237 | BN-121 | 24x151x1 | 3 | 24,3 | 113 |
| LENK MAPLE AS/19,5x121,5/C/R | LENK | 28317 | BN-95 | 19,5x121,5x1 | 4 | 22,2 | 113 |
| LENK MAPLE AS/24x151/C/R | LENK | 27238 | BN-121 | 24x151x1 | 3 | 24,3 | 113 |
| LENK SMOKE AS/19,5x121,5/C/R | LENK | 28318 | BN-95 | 19,5x121,5x1 | 4 | 22,2 | 113 |
| LENK SMOKE AS/24x151/C/R | LENK | 27398 | BN-121 | 24x151x1 | 3 | 24,3 | 113 |
| LENK TAUPE AS/19,5x121,5/C/R | LENK | 28319 | BN-95 | 19,5x121,5x1 | 4 | 22,2 | 113 |
| LENK TAUPE AS/24x151/C/R | LENK | 27236 | BN-121 | 24x151x1 | 3 | 24,3 | 113 |
| LENK WALNUT AS/19,5x121,5/C/R | LENK | 28320 | BN-95 | 19,5x121,5x1 | 4 | 22,2 | 113 |

| Artículo / Article | Serie | Ref. | Tarifa / Price list | Formato / Size | Pzs. caja / Pcs. box | Peso caja / Weight box | P. |
|---------------------------------|-----------------|-------|------------------------|-------------------|-------------------------|---------------------------|-----|
| LENK WALNUT AS/24x151/C/R | LENK | 27239 | BN-121 | 24x151x1 | 3 | 24,3 | 113 |
| LENK WHITE AS/19,5x121,5/C/R | LENK | 28321 | BN-95 | 19,5x121,5x1 | 4 | 22,2 | 113 |
| LENK WHITE AS/24x151/C/R | LENK | 27475 | BN-121 | 24x151x1 | 3 | 24,3 | 113 |
| LUCCA ANTH AS/60x120/C/R | LUCCA FLOOR | 29852 | BN-116 | 60x120x1 | 2 | 33,2 | 123 |
| LUCCA ANTH AS/90x90/C/R | LUCCA FLOOR | 29856 | BN-90 | 90x90x1 | 2 | 38 | 123 |
| LUCCA ANTH HO/60x120/L/R | LUCCA FLOOR | 30105 | BN-132 | 60x120x1 | 2 | 33,2 | 123 |
| LUCCA ANTH HO/90x90/L/R | LUCCA FLOOR | 30099 | BN-131 | 90x90x1 | 2 | 38 | 123 |
| LUCCA ANTH NT/60x60/C/R | LUCCA FLOOR | 31354 | BN-33 | 60x60x1 | 3 | 24,3 | 123 |
| LUCCA ANTH SF/60x120/R | LUCCA FLOOR | 30109 | BN-72 | 60x120x1 | 2 | 33,2 | 123 |
| LUCCA ANTH SF/90x90/R | LUCCA FLOOR | 30101 | BN-48 | 90x90x1 | 2 | 38 | 123 |
| LUCCA ANTH SP/100x100/R | LUCCA 4D | 32881 | BN-135 | 100x100x0,6 | 2 | 29,9 | 117 |
| LUCCA ANTH SP/100x180/R | LUCCA 4D | 29848 | BN-137 | 100x180x0,6 | 2 | 52,9 | 117 |
| LUCCA BEIGE AS/60x120/C/R | LUCCA FLOOR | 29855 | BN-116 | 60x120x1 | 2 | 33,2 | 123 |
| LUCCA BEIGE AS/90x90/C/R | LUCCA FLOOR | 29858 | BN-90 | 90x90x1 | 2 | 38 | 123 |
| LUCCA BEIGE DECOR SP/33,3x100/R | LUCCA WALL | 31794 | BN-10 | 33,3x100x0,86 | 5 | 22,5 | 225 |
| LUCCA BEIGE HO/60x120/L/R | LUCCA FLOOR | 30106 | BN-132 | 60x120x1 | 2 | 33,2 | 123 |
| LUCCA BEIGE HO/90x90/L/R | LUCCA FLOOR | 30097 | BN-131 | 90x90x1 | 2 | 38 | 123 |
| LUCCA BEIGE NT/60x60/C/R | LUCCA FLOOR | 31355 | BN-33 | 60x60x1 | 3 | 24,3 | 123 |
| LUCCA BEIGE SF/60x120/R | LUCCA FLOOR | 30111 | BN-72 | 60x120x1 | 2 | 33,2 | 123 |
| LUCCA BEIGE SF/90x90/R | LUCCA FLOOR | 30102 | BN-48 | 90x90x1 | 2 | 38 | 123 |
| LUCCA BEIGE SP/100x100/R | LUCCA 4D | 32880 | BN-135 | 100x100x0,6 | 2 | 29,9 | 117 |
| LUCCA BEIGE SP/100x180/R | LUCCA 4D | 29850 | BN-137 | 100x180x0,6 | 2 | 52,9 | 117 |
| LUCCA BEIGE SP/100x275/R | LUCCA 4D | 35903 | BN-141 | 100x275x0,6 | 1 | 38,5 | 117 |
| LUCCA BEIGE SP/33,3x100/R | LUCCA WALL | 31791 | BN-8 | 33,3x100x0,75 | 6 | 24,9 | 225 |
| LUCCA GREY AS/60x120/C/R | LUCCA FLOOR | 29853 | BN-116 | 60x120x1 | 2 | 33,2 | 123 |
| LUCCA GREY AS/90x90/C/R | LUCCA FLOOR | 29857 | BN-90 | 90x90x1 | 2 | 38 | 123 |
| LUCCA GREY DECOR SP/33,3x100/R | LUCCA WALL | 31793 | BN-10 | 33,3x100x0,86 | 5 | 22,5 | 225 |
| LUCCA GREY HO/60x120/L/R | LUCCA FLOOR | 30107 | BN-132 | 60x120x1 | 2 | 33,2 | 123 |
| LUCCA GREY HO/90x90/L/R | LUCCA FLOOR | 30100 | BN-131 | 90x90x1 | 2 | 38 | 123 |
| LUCCA GREY NT/60x60/C/R | LUCCA FLOOR | 31356 | BN-33 | 60x60x1 | 3 | 24,3 | 123 |
| LUCCA GREY SF/60x120/R | LUCCA FLOOR | 30110 | BN-72 | 60x120x1 | 2 | 33,2 | 123 |
| LUCCA GREY SF/90x90/R | LUCCA FLOOR | 30103 | BN-48 | 90x90x1 | 2 | 38 | 123 |
| LUCCA GREY SP/100x100/R | LUCCA 4D | 32879 | BN-135 | 100x100x0,6 | 2 | 29,9 | 117 |
| LUCCA GREY SP/100x180/R | LUCCA 4D | 29851 | BN-137 | 100x180x0,6 | 2 | 52,9 | 117 |
| LUCCA GREY SP/100x275/R | LUCCA 4D | 35902 | BN-141 | 100x275x0,6 | 1 | 38,5 | 117 |
| LUCCA GREY SP/33,3x100/R | LUCCA WALL | 31790 | BN-8 | 33,3x100x0,75 | 6 | 24,9 | 225 |
| LUCCA WHITE AS/60x120/C/R | LUCCA FLOOR | 29854 | BN-116 | 60x120x1 | 2 | 33,2 | 123 |
| LUCCA WHITE AS/90x90/C/R | LUCCA FLOOR | 29859 | BN-90 | 90x90x1 | 2 | 38 | 123 |
| LUCCA WHITE DECOR SP/33,3x100/R | LUCCA WALL | 31792 | BN-10 | 33,3x100x0,86 | 5 | 22,5 | 225 |
| LUCCA WHITE HO/60x120/L/R | LUCCA FLOOR | 30108 | BN-132 | 60x120x1 | 2 | 33,2 | 123 |
| LUCCA WHITE HO/90x90/L/R | LUCCA FLOOR | 30098 | BN-131 | 90x90x1 | 2 | 38 | 123 |
| LUCCA WHITE NT/60x60/C/R | LUCCA FLOOR | 31357 | BN-33 | 60x60x1 | 3 | 24,3 | 123 |
| LUCCA WHITE SF/60x120/R | LUCCA FLOOR | 30112 | BN-72 | 60x120x1 | 2 | 33,2 | 123 |
| LUCCA WHITE SF/90x90/R | LUCCA FLOOR | 30104 | BN-48 | 90x90x1 | 2 | 38 | 123 |
| LUCCA WHITE SP/100x100/R | LUCCA 4D | 32878 | BN-136 | 100x100x0,6 | 2 | 29,9 | 117 |
| LUCCA WHITE SP/100x180/R | LUCCA 4D | 29849 | BN-138 | 100x180x0,6 | 2 | 52,9 | 117 |
| LUCCA WHITE SP/100x275/R | LUCCA 4D | 35901 | BN-141 | 100x275x0,6 | 1 | 38,5 | 117 |
| LUCCA WHITE SP/33,3x100/R | LUCCA WALL | 31789 | BN-8 | 33,3x100x0,75 | 6 | 24,9 | 225 |
| M.FS MANISES-A | FS FAENZA | 13668 | P-22 | 5x11x0 | 24 | 2,6 | 285 |
| M.FS MANISES-B | FS FAENZA | 13670 | P-22 | 5x11x0 | 24 | 2,6 | 285 |
| M.FS MANISES-N | FS FAENZA | 13669 | P-22 | 5x11x0 | 24 | 2,6 | 285 |
| MANHATTAN BONE AS/60x120/C/R | MANHATTAN FLOOR | 34745 | BN-116 | 60x120x1 | 2 | 33,2 | 133 |

| Artículo / Article | Serie | Ref. | Tarifa / Price list | Formato / Size | Pzs. caja / Pcs. box | Peso caja / Weight box | P. |
|--------------------------------------|-----------------|-------|------------------------|-------------------|-------------------------|---------------------------|-----|
| MANHATTAN BONE AS/60x60/C/R | MANHATTAN FLOOR | 34750 | BN-88 | 60x60x1 | 3 | 24,3 | 133 |
| MANHATTAN BONE AS/90x90/C/R | MANHATTAN FLOOR | 34747 | BN-90 | 90x90x1 | 2 | 38 | 133 |
| MANHATTAN BONE LINES SP/33,3x100/R | MANHATTAN WALL | 34757 | BN-10 | 33,3x100x0,86 | 5 | 22,5 | 229 |
| MANHATTAN BONE SP/100x100/R | MANHATTAN 4D | 34737 | BN-135 | 100x100x0,8 | 2 | 39,3 | 127 |
| MANHATTAN BONE SP/100x275/R | MANHATTAN 4D | 34685 | BN-141 | 100x275x0,6 | 1 | 38,5 | 127 |
| MANHATTAN BONE SP/33,3x100/R | MANHATTAN WALL | 34752 | BN-8 | 33,3x100x0,75 | 6 | 24,9 | 229 |
| MANHATTAN BONE WAVY SP/33,3x100/R | MANHATTAN WALL | 34758 | BN-10 | 33,3x100x0,86 | 5 | 22,5 | 229 |
| MANHATTAN BONE/100x100/A/R | MANHATTAN 4D | 34738 | BN-144 | 100x100x0,8 | 2 | 39,3 | 127 |
| MANHATTAN BONE/100x100x2/A/R | MANHATTAN 4D | 36333 | BN-145 | 100x100x2 | 1 | 49,2 | 127 |
| MANHATTAN BONE/50x100x2/A/R | MANHATTAN 4D | 36911 | BN-147 | 50x100x2 | 1 | 24,7 | 127 |
| MANHATTAN GREY AS/60x120/C/R | MANHATTAN FLOOR | 34742 | BN-116 | 60x120x1 | 2 | 33,2 | 133 |
| MANHATTAN GREY AS/60x60/C/R | MANHATTAN FLOOR | 34749 | BN-88 | 60x60x1 | 3 | 24,3 | 133 |
| MANHATTAN GREY AS/90x90/C/R | MANHATTAN FLOOR | 34746 | BN-90 | 90x90x1 | 2 | 38 | 133 |
| MANHATTAN GREY SP/100x100/R | MANHATTAN 4D | 34735 | BN-135 | 100x100x0,8 | 2 | 39,3 | 127 |
| MANHATTAN GREY SP/100x275/R | MANHATTAN 4D | 34880 | BN-141 | 100x275x0,6 | 1 | 38,5 | 127 |
| MANHATTAN GREY/100x100/A/R | MANHATTAN 4D | 34740 | BN-144 | 100x100x0,8 | 2 | 39,3 | 127 |
| MANHATTAN GREY/100x100x2/A/R | MANHATTAN 4D | 36334 | BN-145 | 100x100x2 | 1 | 49,2 | 127 |
| MANHATTAN GREY/50x100x2/A/R | MANHATTAN 4D | 36908 | BN-147 | 50x100x2 | 1 | 24,7 | 127 |
| MANHATTAN SILVER AS/60x120/C/R | MANHATTAN FLOOR | 34744 | BN-116 | 60x120x1 | 2 | 33,2 | 133 |
| MANHATTAN SILVER AS/60x60/C/R | MANHATTAN FLOOR | 34751 | BN-88 | 60x60x1 | 3 | 24,3 | 133 |
| MANHATTAN SILVER AS/90x90/C/R | MANHATTAN FLOOR | 34748 | BN-90 | 90x90x1 | 2 | 38 | 133 |
| MANHATTAN SILVER LINES SP/33,3x100/R | MANHATTAN WALL | 34755 | BN-10 | 33,3x100x0,86 | 5 | 22,5 | 229 |
| MANHATTAN SILVER SP/100x100/R | MANHATTAN 4D | 34736 | BN-135 | 100x100x0,8 | 2 | 39,3 | 127 |
| MANHATTAN SILVER SP/100x275/R | MANHATTAN 4D | 34686 | BN-141 | 100x275x0,6 | 1 | 38,5 | 127 |
| MANHATTAN SILVER SP/33,3x100/R | MANHATTAN WALL | 34753 | BN-8 | 33,3x100x0,75 | 6 | 24,9 | 229 |
| MANHATTAN SILVER WAVY SP/33,3x100/R | MANHATTAN WALL | 34756 | BN-10 | 33,3x100x0,86 | 5 | 22,5 | 229 |
| MANHATTAN SILVER/100x100/A/R | MANHATTAN 4D | 34739 | BN-144 | 100x100x0,8 | 2 | 39,3 | 127 |
| MANHATTAN SILVER/100x100x2/A/R | MANHATTAN 4D | 36335 | BN-145 | 100x100x2 | 1 | 49,2 | 127 |
| MANHATTAN SILVER/50x100x2/A/R | MANHATTAN 4D | 36909 | BN-147 | 50x100x2 | 1 | 24,7 | 127 |
| MANHATTAN WHITE AS/60x120/C/R | MANHATTAN FLOOR | 34872 | BN-116 | 60x120x1 | 2 | 33,2 | 133 |
| MANHATTAN WHITE AS/60x60/C/R | MANHATTAN FLOOR | 34873 | BN-88 | 60x60x1 | 3 | 24,3 | 133 |
| MANHATTAN WHITE AS/90x90/C/R | MANHATTAN FLOOR | 34874 | BN-90 | 90x90x1 | 2 | 38 | 133 |
| MANHATTAN WHITE LINES SP/33,3x100/R | MANHATTAN WALL | 34759 | BN-10 | 33,3x100x0,86 | 5 | 22,5 | 229 |
| MANHATTAN WHITE SP/100x100/R | MANHATTAN 4D | 34876 | BN-136 | 100x100x0,8 | 2 | 39,3 | 127 |
| MANHATTAN WHITE SP/100x275/R | MANHATTAN 4D | 34687 | BN-142 | 100x275x0,6 | 1 | 38,5 | 127 |
| MANHATTAN WHITE SP/33,3x100/R | MANHATTAN WALL | 34754 | BN-8 | 33,3x100x0,75 | 6 | 24,9 | 229 |
| MANHATTAN WHITE WAVY SP/33,3x100/R | MANHATTAN WALL | 34760 | BN-10 | 33,3x100x0,86 | 5 | 22,5 | 229 |
| MANHATTAN WHITE/100x100/A/R | MANHATTAN 4D | 34877 | BN-143 | 100x100x0,8 | 2 | 39,3 | 127 |
| MANHATTAN WHITE/50x100x2/A/R | MANHATTAN 4D | 36910 | BN-147 | 50x100x2 | 1 | 24,7 | 127 |
| MILA COLD LA/60x60/L/R | GROUND | 27138 | BN-83 | 60x60x1 | 3 | 24,3 | 101 |
| MILA COLD SF/60x60/C/R | GROUND | 24952 | BN-40 | 60x60x1 | 3 | 24,3 | 101 |
| MILA WARM LA/60x60/L/R | GROUND | 27137 | BN-83 | 60x60x1 | 3 | 24,3 | 101 |
| MILA WARM SF/60x60/C/R | GROUND | 24953 | BN-40 | 60x60x1 | 3 | 24,3 | 101 |
| MITTE-G/25x75 | MITTE | 20171 | BN-16 | 25x75x1,05 | 7 | 24,7 | 235 |
| MITTE-W/25x75 | MITTE | 20172 | BN-16 | 25x75x1,05 | 7 | 24,7 | 235 |
| MOTOWN-B/60x60/L/R | SHARK | 25570 | BN-83 | 60x60x1 | 3 | 24,3 | 155 |
| MOTOWN-B/60x60/R | SHARK | 25556 | BN-40 | 60x60x1 | 3 | 24,3 | 155 |
| MOTOWN-N/60x60/L/R | SHARK | 25572 | BN-83 | 60x60x1 | 3 | 24,3 | 155 |
| MOTOWN-N/60x60/R | SHARK | 25568 | BN-40 | 60x60x1 | 3 | 24,3 | 155 |
| MOTOWN-S/60x60/L/R | SHARK | 25571 | BN-83 | 60x60x1 | 3 | 24,3 | 155 |
| MOTOWN-S/60x60/R | SHARK | 25569 | BN-40 | 60x60x1 | 3 | 24,3 | 155 |

| Artículo / Article | Serie | Ref. | Tarifa / Price list | Formato / Size | Pzs. caja / Pcs. box | Peso caja / Weight box | P. |
|------------------------------|--------------|-------|------------------------|-------------------|-------------------------|---------------------------|-----|
| NATURE GREY SF/90x90/C/R | NATURE FLOOR | 25747 | BN-48 | 90x90x1 | 2 | 38 | 145 |
| NATURE SAND DECOR/32x90/R | NATURE WALL | 24029 | BN-36 | 32x90x1,05 | 4 | 20,9 | 237 |
| NATURE SAND/32x90/R | NATURE WALL | 24028 | BN-29 | 32x90x1,05 | 4 | 20,9 | 237 |
| NATURE SILVER DECOR/32x90/R | NATURE WALL | 24030 | BN-36 | 32x90x1,05 | 4 | 20,9 | 237 |
| NATURE SILVER/32x90/R | NATURE WALL | 24027 | BN-29 | 32x90x1,05 | 4 | 20,9 | 237 |
| NATURE WHITE BH/60x120/A/R | NATURE FLOOR | 25829 | BN-116 | 60x120x1 | 2 | 33,2 | 145 |
| NATURE WHITE BH/60x60/A/R | NATURE FLOOR | 25801 | BN-88 | 60x60x1 | 3 | 24,3 | 145 |
| NATURE WHITE BH/90x90/A/R | NATURE FLOOR | 25755 | BN-90 | 90x90x1 | 2 | 38 | 145 |
| NATURE WHITE DECOR/32x90/R | NATURE WALL | 26280 | BN-36 | 32x90x1,05 | 4 | 20,9 | 237 |
| NATURE WHITE SF/29x90/C/R | NATURE FLOOR | 26212 | BN-114 | 29x90x1 | 3 | 19 | 145 |
| NATURE WHITE SF/60x120/C/R | NATURE FLOOR | 25818 | BN-72 | 60x120x1 | 2 | 33,2 | 145 |
| NATURE WHITE SF/60x60/C/R | NATURE FLOOR | 25764 | BN-33 | 60x60x1 | 3 | 24,3 | 145 |
| NATURE WHITE SF/75,5x151/C/R | NATURE FLOOR | 25841 | BN-118 | 75,5x151x1 | 1 | 26 | 145 |
| NATURE WHITE SF/90x90/C/R | NATURE FLOOR | 25742 | BN-48 | 90x90x1 | 2 | 38 | 145 |
| NATURE WHITE/32x90/R | NATURE WALL | 26279 | BN-29 | 32x90x1,05 | 4 | 20,9 | 237 |
| NOAH | MITTE | 20175 | BN-20 | 25x75x1,05 | 7 | 24,7 | 235 |
| PALETTE ASH/32x90/R | PALETTE | 24402 | BN-29 | 32x90x1,05 | 4 | 20,9 | 239 |
| PALETTE BLUE/32x90/R | PALETTE | 24403 | BN-29 | 32x90x1,05 | 4 | 20,9 | 239 |
| PALETTE ECRU/32x90/R | PALETTE | 24405 | BN-29 | 32x90x1,05 | 4 | 20,9 | 239 |
| PALETTE FOG/32x90/R | PALETTE | 24404 | BN-29 | 32x90x1,05 | 4 | 20,9 | 239 |
| PALETTE GREEN/32x90/R | PALETTE | 24407 | BN-29 | 32x90x1,05 | 4 | 20,9 | 239 |
| PALETTE LEAVES COLD/32x90/R | PALETTE | 26154 | BN-36 | 32x90x1,05 | 4 | 20,9 | 239 |
| PALETTE LEAVES WARM/32x90/R | PALETTE | 26155 | BN-36 | 32x90x1,05 | 4 | 20,9 | 239 |
| PALETTE SQUARE COLD/32x90/R | PALETTE | 24493 | BN-36 | 32x90x1,05 | 4 | 20,9 | 239 |
| PALETTE SQUARE WARM/32x90/R | PALETTE | 24494 | BN-36 | 32x90x1,05 | 4 | 20,9 | 239 |
| PALETTE TAUPE/32x90/R | PALETTE | 24406 | BN-29 | 32x90x1,05 | 4 | 20,9 | 239 |
| PALETTE VOLUTE COLD/32x90/R | PALETTE | 26156 | BN-36 | 32x90x1,05 | 4 | 20,9 | 239 |
| PALETTE VOLUTE WARM/32x90/R | PALETTE | 26157 | BN-36 | 32x90x1,05 | 4 | 20,9 | 239 |
| PLANET ANTH NT/60x60/R | PLANET | 25101 | BN-33 | 60x60x1 | 3 | 24,3 | 149 |
| PLANET ANTH NT/90x90/R | PLANET | 25061 | BN-48 | 90x90x1 | 2 | 38 | 149 |
| PLANET ANTH SF/29x90/C/R | PLANET | 25009 | BN-114 | 29x90x1 | 3 | 19 | 149 |
| PLANET ANTH SF/30x60/C/R | PLANET | 25096 | BN-39 | 30x60x1 | 6 | 24,3 | 149 |
| PLANET ANTH SF/60x120/C/R | PLANET | 25177 | BN-72 | 60x120x1 | 2 | 33,2 | 149 |
| PLANET ANTH SF/60x60/C/R | PLANET | 25071 | BN-33 | 60x60x1 | 3 | 24,3 | 149 |
| PLANET ANTH SF/75,5x151/C/R | PLANET | 26064 | BN-118 | 75,5x151x1 | 1 | 28,9 | 149 |
| PLANET ANTH SF/90x90/C/R | PLANET | 25019 | BN-48 | 90x90x1 | 2 | 38 | 149 |
| PLANET ANTH/60x60/A/R | PLANET | 25076 | BN-88 | 60x60x1 | 3 | 24,3 | 149 |
| PLANET ANTH/90x90/A/R | PLANET | 25056 | BN-90 | 90x90x1 | 2 | 38 | 149 |
| PLANET BONE NT/60x60/R | PLANET | 25102 | BN-33 | 60x60x1 | 3 | 24,3 | 149 |
| PLANET BONE NT/90x90/R | PLANET | 25062 | BN-48 | 90x90x1 | 2 | 38 | 149 |
| PLANET BONE SF/29x90/C/R | PLANET | 25010 | BN-114 | 29x90x1 | 3 | 19 | 149 |
| PLANET BONE SF/30x60/C/R | PLANET | 25097 | BN-39 | 30x60x1 | 6 | 24,3 | 149 |
| PLANET BONE SF/60x120/C/R | PLANET | 25179 | BN-72 | 60x120x1 | 2 | 33,2 | 149 |
| PLANET BONE SF/60x60/C/R | PLANET | 25072 | BN-33 | 60x60x1 | 3 | 24,3 | 149 |
| PLANET BONE SF/75,5x151/C/R | PLANET | 26068 | BN-118 | 75,5x151x1 | 1 | 26 | 149 |
| PLANET BONE SF/90x90/C/R | PLANET | 25020 | BN-48 | 90x90x1 | 2 | 38 | 149 |
| PLANET BONE/60x60/A/R | PLANET | 25077 | BN-88 | 60x60x1 | 3 | 24,3 | 149 |
| PLANET BONE/90x90/A/R | PLANET | 25057 | BN-90 | 90x90x1 | 2 | 38 | 149 |
| PLANET MUD NT/60x60/R | PLANET | 25104 | BN-33 | 60x60x1 | 3 | 24,3 | 149 |
| PLANET MUD NT/90x90/R | PLANET | 25064 | BN-48 | 90x90x1 | 2 | 38 | 149 |
| PLANET MUD SF/29x90/C/R | PLANET | 25012 | BN-114 | 29x90x1 | 3 | 19 | 149 |
| PLANET MUD SF/30x60/C/R | PLANET | 25099 | BN-39 | 30x60x1 | 6 | 24,3 | 149 |

| Artículo / Article | Serie | Ref. | Tarifa / Price list | Formato / Size | Pzs. caja / Pcs. box | Peso caja / Weight box | P. |
|----------------------------------|--------------|-------|------------------------|-------------------|-------------------------|---------------------------|-----|
| PLANET MUD SF/60x120/C/R | PLANET | 25178 | BN-72 | 60x120x1 | 2 | 33,2 | 149 |
| PLANET MUD SF/60x60/C/R | PLANET | 25074 | BN-33 | 60x60x1 | 3 | 24,3 | 149 |
| PLANET MUD SF/75,5x151/C/R | PLANET | 26069 | BN-118 | 75,5x151x1,1 | 1 | 28,9 | 149 |
| PLANET MUD SF/90x90/C/R | PLANET | 25022 | BN-48 | 90x90x1 | 2 | 38 | 149 |
| PLANET MUD/60x60/A/R | PLANET | 25079 | BN-88 | 60x60x1 | 3 | 24,3 | 149 |
| PLANET MUD/90x90/A/R | PLANET | 25059 | BN-90 | 90x90x1 | 2 | 38 | 149 |
| PLANET SILVER NT/60x60/R | PLANET | 25105 | BN-33 | 60x60x1 | 3 | 24,3 | 149 |
| PLANET SILVER NT/90x90/R | PLANET | 25065 | BN-48 | 90x90x1 | 2 | 38 | 149 |
| PLANET SILVER SF/29x90/C/R | PLANET | 25013 | BN-114 | 29x90x1 | 3 | 19 | 149 |
| PLANET SILVER SF/30x60/C/R | PLANET | 25100 | BN-39 | 30x60x1 | 6 | 24,3 | 149 |
| PLANET SILVER SF/60x120/C/R | PLANET | 25180 | BN-72 | 60x120x1 | 2 | 33,2 | 149 |
| PLANET SILVER SF/60x60/C/R | PLANET | 25075 | BN-33 | 60x60x1 | 3 | 24,3 | 149 |
| PLANET SILVER SF/75,5x151/C/R | PLANET | 26065 | BN-118 | 75,5x151x1 | 1 | 26 | 149 |
| PLANET SILVER SF/90x90/C/R | PLANET | 25023 | BN-48 | 90x90x1 | 2 | 38 | 149 |
| PLANET SILVER/60x60/A/R | PLANET | 25080 | BN-88 | 60x60x1 | 3 | 24,3 | 149 |
| PLANET SILVER/90x90/A/R | PLANET | 25060 | BN-90 | 90x90x1 | 2 | 38 | 149 |
| PLANET WHITE NT/60x60/R | PLANET | 25780 | BN-33 | 60x60x1 | 3 | 24,3 | 149 |
| PLANET WHITE NT/90x90/R | PLANET | 25776 | BN-48 | 90x90x1 | 2 | 38 | 149 |
| PLANET WHITE SF/29x90/C/R | PLANET | 25812 | BN-114 | 29x90x1 | 3 | 19 | 149 |
| PLANET WHITE SF/30x60/C/R | PLANET | 25187 | BN-39 | 30x60x1 | 6 | 24,3 | 149 |
| PLANET WHITE SF/60x120/C/R | PLANET | 25181 | BN-72 | 60x120x1 | 2 | 33,2 | 149 |
| PLANET WHITE SF/60x60/C/R | PLANET | 25190 | BN-33 | 60x60x1 | 3 | 24,3 | 149 |
| PLANET WHITE SF/75,5x151/C/R | PLANET | 26066 | BN-118 | 75,5x151x1 | 1 | 26 | 149 |
| PLANET WHITE SF/90x90/C/R | PLANET | 25774 | BN-48 | 90x90x1 | 2 | 38 | 149 |
| PURE DECOR ALEX WHITE | PURE | 21787 | BN-20 | 25x75x1,05 | 7 | 24,7 | 243 |
| PURE DECOR SMITH WHITE | PURE | 21788 | BN-20 | 25x75x1,05 | 7 | 24,7 | 243 |
| PURE STRIPED/100/R | PURE | 23169 | BN-66 | 33,3x100x0,75 | 6 | 24,9 | 243 |
| PURE WHITE/25x75 | PURE | 21786 | BN-16 | 25x75x1,05 | 7 | 24,7 | 243 |
| PURE-W/100/R | PURE | 20586 | BN-65 | 33,3x100x0,75 | 6 | 24,9 | 243 |
| PURE-W/90/R | PURE | 16159 | BN-29 | 32x90x1,05 | 4 | 20,9 | 243 |
| PURE-W/91 | PURE | 16150 | BN-21 | 33x91x1,05 | 4 | 21,8 | 243 |
| RHOM.NATURE ANTH SF/14.8x17/C/R | NATURE FLOOR | 26186 | P-17 | ROM_14,8x17x1 | 16 | 11,4 | 145 |
| RHOM.NATURE BEIGE SF/14.8x17/C/R | NATURE FLOOR | 26187 | P-17 | ROM_14,8x17x1 | 16 | 11,4 | 145 |
| RHOM.NATURE GREY SF/14.8x17/C/R | NATURE FLOOR | 26188 | P-17 | ROM_14,8x17x1 | 16 | 11,4 | 145 |
| RHOM.NATURE WHITE SF/14.8x17/C/R | NATURE FLOOR | 26189 | P-17 | ROM_14,8x17x1 | 16 | 11,4 | 145 |
| SALINES BONE/100/R | SALINES | 23136 | BN-65 | 33,3x100x0,75 | 6 | 24,9 | 251 |
| SALINES DECOR BONE/100/R | SALINES | 23144 | BN-66 | 33,3x100x0,75 | 6 | 24,9 | 251 |
| SALINES DECOR SILVER/100/R | SALINES | 23146 | BN-66 | 33,3x100x0,75 | 6 | 24,9 | 251 |
| SALINES DECOR WHITE/100/R | SALINES | 23145 | BN-66 | 33,3x100x0,75 | 6 | 24,9 | 251 |
| SALINES SILVER/100/R | SALINES | 23143 | BN-65 | 33,3x100x0,75 | 6 | 24,9 | 251 |
| SALINES WAVES BONE/33,3x100/R | SALINES | 31188 | BN-66 | 33,3x100x0,86 | 5 | 22,5 | 251 |
| SALINES WAVES SILVER/33,3x100/R | SALINES | 31190 | BN-66 | 33,3x100x0,86 | 5 | 22,5 | 251 |
| SALINES WAVES WHITE/33,3x100/R | SALINES | 31189 | BN-66 | 33,3x100x0,86 | 5 | 22,5 | 251 |
| SALINES WHITE/100/R | SALINES | 23142 | BN-65 | 33,3x100x0,75 | 6 | 24,9 | 251 |
| SATYA-B/90x90/A/R | SATYA | 25445 | BN-90 | 90x90x1 | 2 | 38 | 153 |
| SATYA-B/90x90/R | SATYA | 25442 | BN-48 | 90x90x1 | 2 | 38 | 153 |
| SATYA-G/90x90/A/R | SATYA | 25446 | BN-90 | 90x90x1 | 2 | 38 | 153 |
| SATYA-G/90x90/R | SATYA | 25443 | BN-48 | 90x90x1 | 2 | 38 | 153 |
| SATYA-H/90x90/A/R | SATYA | 25447 | BN-90 | 90x90x1 | 2 | 38 | 153 |
| SATYA-H/90x90/R | SATYA | 25444 | BN-48 | 90x90x1 | 2 | 38 | 153 |
| SHARK-B/60x60/L/R | SHARK | 25524 | BN-38 | 60x60x1 | 3 | 24,3 | 155 |
| SHARK-B/60x60/R | SHARK | 25527 | BN-33 | 60x60x1 | 3 | 24,3 | 155 |

| Artículo Article | Serie | Ref. | Tarifa / Price list | Formato / Size | Pzs. caja Pcs. box | Peso caja / Weight box | P. |
|-----------------------------------|-----------------|-------|------------------------|-------------------|-----------------------|---------------------------|-----|
| SHARK-B/90x90/L/R | SHARK | 25534 | BN-42 | 90x90x1 | 2 | 38 | 155 |
| SHARK-B/90x90/R | SHARK | 25531 | BN-48 | 90x90x1 | 2 | 38 | 155 |
| SHARK-N/60x60/L/R | SHARK | 25526 | BN-38 | 60x60x1 | 3 | 24,3 | 155 |
| SHARK-N/60x60/R | SHARK | 25529 | BN-33 | 60x60x1 | 3 | 24,3 | 155 |
| SHARK-N/90x90/L/R | SHARK | 25536 | BN-42 | 90x90x1 | 2 | 38 | 155 |
| SHARK-N/90x90/R | SHARK | 25533 | BN-48 | 90x90x1 | 2 | 38 | 155 |
| SHARK-S/60x60/L/R | SHARK | 25525 | BN-38 | 60x60x1 | 3 | 24,3 | 155 |
| SHARK-S/60x60/R | SHARK | 25528 | BN-33 | 60x60x1 | 3 | 24,3 | 155 |
| SHARK-S/90x90/L/R | SHARK | 25535 | BN-42 | 90x90x1 | 2 | 38 | 155 |
| SHARK-S/90x90/R | SHARK | 25532 | BN-48 | 90x90x1 | 2 | 38 | 155 |
| SPICATTO-G | VIBRATO | 19355 | BN-20 | 25x75x1,05 | 7 | 22,8 | 259 |
| SPICATTO-H | VIBRATO | 19259 | BN-20 | 25x75x1,05 | 7 | 22,8 | 259 |
| T.BARCELOS/19,5/R | MUMBLE | 25371 | P-23 | 19,5x19,5x1 | 9 | 9,5 | 137 |
| T.FS FAENZA-A | FS FAENZA | 13717 | P-6 | 11x11x0,95 | 24 | 5,7 | 285 |
| T.FS FAENZA-N | FS FAENZA | 13719 | P-6 | 11x11x0,95 | 24 | 5,7 | 285 |
| T.FS MANISES-B | FS FAENZA | 13720 | P-6 | 11x11x0,95 | 24 | 5,7 | 285 |
| T.GROVE-G/19,5/R | GROVE | 25494 | P-23 | 19,5x19,5x1 | 9 | 9,5 | 105 |
| T.GROVE-H/19,5/R | GROVE | 25493 | P-23 | 19,5x19,5x1 | 9 | 9,5 | 105 |
| T.HV-12 | HOUSE OF VANITY | 14685 | P-6 | 11x11x0,83 | 24 | 4,8 | 111 |
| T.HV-34 | HOUSE OF VANITY | 14686 | P-6 | 11x11x0,83 | 24 | 5 | 111 |
| T.OXIK/19,5/R | MUMBLE | 25372 | P-23 | 19,5x19,5x1 | 9 | 9,5 | 137 |
| TREMOLO-G | VIBRATO | 19354 | BN-20 | 25x75x1,05 | 7 | 22,8 | 259 |
| TREMOLO-H | VIBRATO | 19258 | BN-20 | 25x75x1,05 | 7 | 22,8 | 259 |
| TRI.PLANET ANTH SF/29x8/C/R | PLANET | 22485 | P-15 | 29x8x1 | 15 | 2,9 | 149 |
| TRI.PLANET BONE SF/29x8/C/R | PLANET | 22486 | P-15 | 29x8x1 | 15 | 2,9 | 149 |
| TRI.PLANET GREY SF/29x8/C/R | PLANET | 22487 | P-15 | 29x8x1 | 15 | 2,9 | 149 |
| TRI.PLANET MUD SF/29x8/C/R | PLANET | 22488 | P-15 | 29x8x1 | 15 | 2,9 | 149 |
| TRI.PLANET SILVER SF/29x8/C/R | PLANET | 22489 | P-15 | 29x8x1 | 15 | 2,9 | 149 |
| TRI.PLANET WHITE SF/29x8/C/R | PLANET | 25798 | P-15 | 29x8x1 | 15 | 2,9 | 149 |
| TYCHO-W | FROZEN | 19397 | BN-25 | 33x91x1,05 | 4 | 21,8 | 193 |
| TYCHO-W/R | FROZEN | 19868 | BN-36 | 32x90x1,05 | 4 | 20,9 | 193 |
| UNIQUE/15x90/R | UNIQUE | 25646 | BN-27 | 15x90x1 | 7 | 21,7 | 157 |
| UNIQUE/19,5x121,5/R | UNIQUE | 25645 | BN-2 | 19,5x121,5x1 | 4 | 22,2 | 157 |
| VERBIER ASH AS/19,5x121,5/C/R | VERBIER | 32079 | BN-95 | 19,5x121,5x1 | 4 | 22,2 | 159 |
| VERBIER ASH AS/24x151/C/R | VERBIER | 31730 | BN-121 | 24x151x1 | 3 | 24,3 | 159 |
| VERBIER CHERRY AS/19,5x121,5/C/R | VERBIER | 32080 | BN-95 | 19,5x121,5x1 | 4 | 22,2 | 159 |
| VERBIER CHERRY AS/24x151/C/R | VERBIER | 31599 | BN-121 | 24x151x1 | 3 | 24,3 | 159 |
| VERBIER CIGAR AS/19,5x121,5/C/R | VERBIER | 32081 | BN-95 | 19,5x121,5x1 | 4 | 22,2 | 159 |
| VERBIER CIGAR AS/24x151/C/R | VERBIER | 31601 | BN-121 | 24x151x1 | 3 | 24,3 | 159 |
| VERBIER HONEY AS/19,5x121,5/C/R | VERBIER | 32078 | BN-95 | 19,5x121,5x1 | 4 | 22,2 | 159 |
| VERBIER HONEY AS/24x151/C/R | VERBIER | 31604 | BN-121 | 24x151x1 | 3 | 24,3 | 159 |
| VERBIER HONEY DECOR SP/33,3x100/R | VERBIER WALL | 32893 | BN-10 | 33,3x100x0,86 | 5 | 22,5 | 255 |
| VERBIER MAPLE AS/19,5x121,5/C/R | VERBIER | 32082 | BN-95 | 19,5x121,5x1 | 4 | 22,2 | 159 |
| VERBIER MAPLE AS/24x151/C/R | VERBIER | 31603 | BN-121 | 24x151x1 | 3 | 24,3 | 159 |
| VERBIER STRAW AS/19,5x121,5/C/R | VERBIER | 32083 | BN-95 | 19,5x121,5x1 | 4 | 22,2 | 159 |
| VERBIER STRAW AS/24x151/C/R | VERBIER | 31600 | BN-121 | 24x151x1 | 3 | 24,3 | 159 |
| VERBIER TAUPÉ AS/19,5x121,5/C/R | VERBIER | 32084 | BN-95 | 19,5x121,5x1 | 4 | 22,2 | 159 |
| VERBIER TAUPÉ AS/24x151/C/R | VERBIER | 31602 | BN-121 | 24x151x1 | 3 | 24,3 | 159 |
| VERBIER TAUPÉ DECOR SP/33,3x100/R | VERBIER WALL | 32892 | BN-10 | 33,3x100x0,86 | 5 | 22,5 | 255 |
| VIBRATO-G | VIBRATO | 19256 | BN-16 | 25x75x1,05 | 7 | 24,7 | 259 |
| VIBRATO-H | VIBRATO | 19257 | BN-16 | 25x75x1,05 | 7 | 24,7 | 259 |
| VOSGOS-G | DANUBIO | 14406 | BN-25 | 33x91x1,05 | 4 | 21,8 | 181 |

Porcelain Tiles

46

White Body Tiles


168

FS Vintage Tiles

266

ADDITIONAL INFORMATION

384



PORCELAIN

tiles

| | |
|-----------------|-----|
| ALLEY 4D | 49 |
| ALPINE 4D | 53 |
| ASPEN | 57 |
| BRASS | 59 |
| CLUNY 4D | 61 |
| CLUNY floor | 69 |
| DOWNTOWN 4D | 73 |
| DOWNTOWN floor | 77 |
| ESSENCE | 79 |
| GHENT 4D | 81 |
| GHENT floor | 87 |
| GRANIER floor | 91 |
| GROUND 4D | 97 |
| GROVE | 105 |
| GRUNGE floor | 107 |
| HOUSE OF VANITY | 111 |
| LENK | 113 |
| LUCCA 4D | 117 |
| LUCCA floor | 123 |
| MANHATTAN 4D | 127 |
| MANHATTAN floor | 133 |
| MUMBLE | 137 |
| MYSTIC 4D | 141 |
| NATURE floor | 145 |
| PLANET | 149 |
| SATYA | 153 |
| SHARK | 155 |
| UNIQUE | 157 |
| VERBIER floor | 159 |
| WHISTLER | 165 |



Alley Grey_100*100
Alley Grey_100*100 BH

Alley 4D



White



Bone




Grey



Anthracite



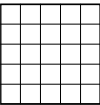
ALLEY 4D



100 * 100 * 0,8 cm | 39 * 39"

| RECTIFIED | NATURAL | | ANTISLIP BUSH HAMMERED | |
|------------|---------|-------|------------------------|-------|
| | BN94 | BN110 | BN99 | BN112 |
| WHITE | - | 23396 | - | 23401 |
| BONE | 23398 | - | 23403 | - |
| GREY | 23397 | - | 23402 | - |
| ANTHRACITE | 23400 | | 23405 | |

D. ALLEY MOSAIC



25 * 25 cm | 10 * 10"

| NO RECTIFIED | NATURAL | ANTISLIP BUSH HAMMERED |
|--------------|---------|------------------------|
| | P39 | P39 |
| WHITE | 23485 | 23491 |
| BONE | 23482 | 23487 |
| GREY | 23483 | 23489 |
| ANTHRACITE | 23481 | 23488 |

D. ALLEY BRICK



29,8 * 29,2 cm | 12 * 12"

| NO RECTIFIED | NATURAL |
|--------------|---------|
| | P50 |
| WHITE | 23497 |
| BONE | 23494 |
| GREY | 23495 |
| ANTHRACITE | 23493 |



22303 ALUMINIO/100/MAT _ 100 * 0,5 cm | 39 * 0,2" _ P42



26153 L. GOLDEN/MAT/100 _ 100 * 0,5 cm | 39 * 0,2" _ P42

CARACTERÍSTICAS TÉCNICAS | TECHNICAL CHARACTERISTICS

| joint | frost proof | versatile | matt | full body | different shades | shade variation | various graphics | thickness |
|-------|-------------|-----------|------|-----------|------------------|-----------------|------------------|-----------|
| | | | | | | | | |

CARACTERÍSTICAS TÉCNICAS ANTIDESLIZAMIENTO | ANTI-SLIP CHARACTERISTICS

| Ensayo Essay | | Características Features | | Resultado Result | |
|----------------|--|--|--|--------------------|------------------------|
| | | | | NATURAL | ANTISLIP BUSH HAMMERED |
| DIN 51130 | | Ángulo crítico (Pies calzados) Critical angle (footwear) | | R9 | R11 |
| DIN 51097 | | Ángulo crítico (Pies descalzos) Critical angle (Wet loaded barefoot) | | - | A+B+C |
| BS 7976-2 | | Antideslizamiento (Test del péndulo) Slip resistance (Pendulum test-PTV) | | - | +36 Wet |
| UNE 41901 EX | | Antideslizamiento (Test del péndulo) Slip resistance (Pendulum test) | | Class 1 | Class 3 |
| ANSI A137.1 | | Coeficiente de Fricción Dinámico Dynamic Coefficient of Friction (DCOF) | | >0,42 | >0,42 |
| ISO 10545-6 | | Resistencia a la Abrasión Profunda Resistance to Deep Abrasion | | < 175 mm3 | < 175 mm3 |



COMPLEMENTARY
PIECE



PIECE POOL




PACKING


+ INFO | Pag. 260

Alley 4D






Alpine Grey SP
_100*180



White



Beige




Grey



Anthracite


ALPINE



10 patterns

100 * 180 * 0,8 cm | 39 * 71"

| RECTIFIED | SHAPED | |
|------------|--------|-------|
| | BN137 | BN138 |
| ANTHRACITE | 28519 | |
| BEIGE | 28520 | |
| GREY | 28522 | |
| WHITE | 28521 | |



15 patterns

100 * 100 * 0,8 cm | 39 * 39"

| RECTIFIED | SHAPED | |
|------------|--------|-------|
| | BN135 | BN136 |
| ANTHRACITE | 28948 | |
| BEIGE | 28946 | |
| GREY | 28947 | |
| WHITE | 28945 | |

ALPINE DECOR



100 * 180 * 0,8 cm | 39 * 71"

| RECTIFIED | SHAPED | |
|------------|--------|-------|
| | BN139 | BN140 |
| ANTHRACITE | 29035 | |
| BEIGE | 29033 | |
| GREY | 29034 | |
| WHITE | 29036 | |

CARACTERÍSTICAS TÉCNICAS | TECHNICAL CHARACTERISTICS

| joint | frost proof | versatile | matt | full body | different shades | shade variation | various graphics | thickness |
|-------|-------------|-----------|------|-----------|------------------|-----------------|------------------|-----------|
| | | | | | | | | |

CARACTERÍSTICAS TÉCNICAS ANTIDESLIZAMIENTO | ANTI-SLIP CHARACTERISTICS

| Ensayo Essay | Características Features | Resultado Result |
|----------------|---|--------------------|
| | | SHAPED 4D |
| UNE 41901 EX | Antideslizamiento (Test del péndulo) Slip resistance (Pendulum test) | Class 1 |
| ANSI A137.1 | Coeficiente de Fricción Dinámico Dynamic Coefficient of Friction (DCOF) | >0,42 |
| ISO 10545-6 | Resistencia a la Abrasión Profunda Resistance to Deep Abrasion | < 175 mm3 |



COMPLEMENTARY
PIECE



PIECE POOL



PACKING

+ INFO | Pag. 260

Alpine 4D



Aspen Camel_19,5*121,5



Aspen Ash_19,5*121,5



Ash



Sand



Camel



Smoke

ASPEN



45 patterns

19,5 * 121,5 * 1 cm | 8 * 48"

| RECTIFIED | NATURAL BN60 | ANTISLIP BN95 |
|-----------|-----------------|------------------|
| ASH | 24958 | - |
| SAND | 24959 | - |
| CAMEL | 24957 | 24961 |
| SMOKE | 24960 | 24962 |

CARACTERÍSTICAS TÉCNICAS | TECHNICAL CHARACTERISTICS

| joint | frost proof | versatile | matt | different shades | shade variation | various graphics | various moulds |
|-------|-------------|-----------|------|------------------|-----------------|------------------|----------------|
| | | | | | | | |

CARACTERÍSTICAS TÉCNICAS ANTIDESLIZAMIENTO | ANTI-SLIP CHARACTERISTICS

| Ensayo Essay | Características Features | Resultado Result | |
|----------------|--|--------------------|----------|
| | | NATURAL | ANTISLIP |
| DIN 51130 | Ángulo crítico (Pies calzados) Critical angle (footwear) | R9 | R11 |
| DIN 51097 | Ángulo crítico (Pies descalzos) Critical angle (Wet loaded barefoot) | - | A+B |
| BS-7976-2 | Antideslizamiento (Test del péndulo) Slip resistance (Pendulum test-PTV) | - | +36 Wet |
| UNE-41901 EX | Antideslizamiento (Test del péndulo) Slip resistance (Pendulum test) | Class 1 | Class 3 |
| ANSI A137.1 | Coeficiente de Fricción Dinámico Dynamic Coefficient of Friction (DCOF) | > 0,42 | > 0,42 |
| ISO 10545-7 | Resistencia a la Abrasión Superficial/Resistance to Surface Abrasion | PEI 4 | PEI 4 |



COMPLEMENTARY
PIECE



PIECE POOL



PACKING

+ INFO | Pag. 260

Aspen



Brass Oxide
L_60*120



Cloud



Oxide



Night

BRASS

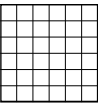


8 patterns

60 * 120 * 1 cm | 24 * 48"

| RECTIFIED | NATURAL BN72 | LAPATTO BN86 |
|-----------|-----------------|-----------------|
| CLOUD | 25597 | 25594 |
| OXIDE | 25599 | 25596 |
| NIGHT | 25598 | 25595 |

D. BRAZEN



30 * 30 cm | 12 * 12"

| NO RECTIFIED | NATURAL P45 |
|--------------|----------------|
| CLOUD | 21331 |
| OXIDE | 21333 |
| NIGHT | 21332 |

CARACTERÍSTICAS TÉCNICAS | TECHNICAL CHARACTERISTICS

| joint | frost proof | versatile | different shades | shade variation | various graphics | matt | * gloss |
|-------|-------------|-----------|------------------|-----------------|------------------|------|------------------------------------|
| | | | | | | | * acabado lapatto lapatto finish |

CARACTERÍSTICAS TÉCNICAS ANTIDESLIZAMIENTO | ANTI-SLIP CHARACTERISTICS

| Ensayo Essay | Características Features | Resultado Result | |
|----------------|--|--------------------|---------|
| | | NATURAL | LAPATTO |
| DIN 51130 | Ángulo crítico (Pies calzados) Critical angle (footwear) | R10 | R9 |
| DIN 51097 | Ángulo crítico (Pies descalzos) Critical angle (Wet loaded barefoot) | A+B | - |
| BS 7976-2 | Antideslizamiento (Test del péndulo) Slip resistance (Pendulum test-PTV) | +36 Wet | - |
| UNE 41901 EX | Antideslizamiento (Test del péndulo) Slip resistance (Pendulum test) | Class 2 | Class 1 |
| ANSI A137.1 | Coeficiente de Fricción Dinámico Dynamic Coefficient of Friction (DCOF) | > 0,42 | - |
| ISO 10545-7 | Resistencia a la Abrasión Superficial Resistance to Surface Abrasion | PEI 4 | PEI 4 |



COMPLEMENTARY
PIECE



PIECE POOL



PACKING

+ INFO | Pag. 260

Brass



Cluny White
SP_100x275



Sand SP_100x100
Sand _100x100 A

Cluny 4D



Cluny Silver SP
_100*100

Cluny 4D



Cluny White
SP_100*275



Cluny Beige
SP_100*100



Cluny Silver SP_100*275
Silver SP_100*100

Cluny 4D

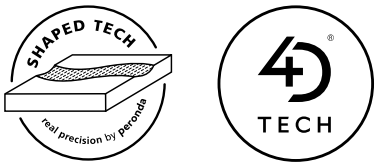


Cluny White SP_100x275 · White_100x100 A · White Rej. · Ang. Rej. · P.V. · Ang. P.V.



Cluny Sand_100x100x2 A

MATCHING WALL COLLECTIONS
CLUNY_WHITE BODY | Pag. 171



White



Sand




Beige




Silver

CLUNY 4D



100 * 275 * 0,6 cm
39 * 108"

| RECTIFIED | SHAPED | |
|-----------|--------|-------|
| | BN141 | BN142 |
| BEIGE | 36282 | |
| SAND | 36281 | |
| SILVER | 36283 | |
| WHITE | 36280 | |



SHAPED 8 mm
ANTISLIP 8 mm
ANTISLIP 20 mm

100 * 100 * 0,8 cm
39 * 39"

| RECTIFIED | SHAPED | ANTISLIP | | ANTISLIP 20mm |
|-----------|--------|----------|-------|---------------|
| | BN135 | BN136 | BN144 | BN143 BN145 |
| BEIGE | 36337 | | 36341 | |
| SAND | 36338 | | 36343 | |
| SILVER | 36339 | | 36342 | |
| WHITE | 36336 | | 36340 | |



50 * 100 * 2 cm
20 * 39"

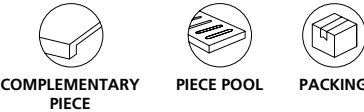
| RECTIFIED | ANTISLIP 20mm |
|-----------|---------------|
| | BN147 |
| BEIGE | 36902 |
| SAND | 36903 |
| SILVER | 36904 |
| WHITE | 36905 |

CARACTERÍSTICAS TÉCNICAS
TECHNICAL CHARACTERISTICS

| | | | |
|------------------|-----------------|------------------|----------------|
| joint | frost proof | versatile | matt |
| | | | |
| different shades | shade variation | various graphics | various moulds |
| | | | |

CARACTERÍSTICAS TÉCNICAS ANTIDESLIZAMIENTO | ANTI-SLIP CHARACTERISTICS

| Ensayo Essay | | Características Features | | Resultado Result | |
|----------------|--|----------------------------|--|--------------------|-----------|
| | | | | SHAPED | ANTISLIP |
| DIN 51130 | Ángulo crítico (Pies calzados) Critical angle (footwear) | | | - | R11 |
| DIN 51097 | Ángulo crítico (Pies descalzos) Critical angle (Wet loaded barefoot) | | | - | A+B+C |
| BS 7976-2 | Antideslizamiento (Test del péndulo) Slip resistance (Pendulum test-PTV) | | | - | +36 Wet |
| UNE 41901 EX | Antideslizamiento (Test del péndulo) Slip resistance (Pendulum test) | | | Class 1 | Class 3 |
| ANSI A137.1 | Coefficiente de Fricción Dinámico Dynamic Coefficient of Friction (DCOF) | | | - | > 0,42 |
| ISO 10545-6 | Resistencia a la Abrasión Profunda Resistance to Deep Abrasion | | | < 175 mm3 | < 175 mm3 |



+ INFO | Pag. 260

Cluny 4D



Cluny Silver SP_100x275
Silver AS_90x90

Cluny floor




Cluny Silver
AS_90x90

MATCHING WALL COLLECTIONS
CLUNY_WHITE BODY | Pag. 171






White



Sand



Beige



Silver

CLUNY floor

12 patterns

60 * 120 * 1 cm | 24 * 48"

| RECTIFIED | ALL IN ONE |
|-----------|------------|
| | BN116 |
| BEIGE | 36356 |
| SAND | 36358 |
| SILVER | 36357 |
| WHITE | 36355 |

10 patterns

90 * 90 * 1 cm | 36 * 36"


| RECTIFIED | ALL IN ONE | SOFT |
|-----------|------------|-------|
| | BN90 | BN48 |
| BEIGE | 36354 | 36360 |
| SAND | 36353 | 36362 |
| SILVER | 36352 | 36361 |
| WHITE | 36351 | 36359 |

CARACTERÍSTICAS TÉCNICAS | TECHNICAL CHARACTERISTICS


| joint | frost proof | versatile | matt | full body | different shades | shade variation | various graphics |
|---|---|---|---|---|---|---|---|
|  |  |  |  |  |  |  |  |

CARACTERÍSTICAS TÉCNICAS ANTIDESLIZAMIENTO | ANTI-SLIP CHARACTERISTICS


| Ensayo Essay | Características Features | |
|----------------|--|------------|
| | | ALL IN ONE |
| DIN 51130 | Ángulo crítico (Pies calzados) Critical angle (footwear) | R11 |
| DIN 51097 | Ángulo crítico (Pies descalzados) Critical angle (Wet loaded barefoot) | A+B+C |
| BS 7976-2 | Antideslizamiento (Test del péndulo) Slip resistance (Pendulum test-PTV) | +36 Wet |
| UNE 41901 EX | Antideslizamiento (Test del péndulo) Slip resistance (Pendulum test) | Class 3 |
| ANSI A137.1 | Coeficiente de Fricción Dinámico Dynamic Coefficient of Friction (DCOF) | > 0,42 |
| ISO 10545-6 | Resistencia a la Abrasión Profunda Resistance to Deep Abrasion | < 175 mm3 |



COMPLEMENTARY
PIECE



PIECE POOL



PACKING

+ INFO | Pag. 260


Cluny floor





Downtown Grey_100*100

MATCHING WALL COLLECTIONS
DOWNTOWN_WHITE BODY | Pag. 185



White



Beige




Grey



Anthracite


DOWNTOWN 4D



8 patterns

100 * 180 * 0,6 cm | 39 * 71"

| RECTIFIED | SHAPED | |
|------------|--------|-------|
| | BN137 | BN138 |
| ANTHRACITE | 31345 | |
| BEIGE | 31346 | |
| GREY | 31348 | |
| WHITE | | 31347 |



13 patterns

100 * 100 * 0,6 cm | 39 * 39"

| RECTIFIED | SHAPED | |
|------------|--------|-------|
| | BN135 | BN136 |
| ANTHRACITE | 31012 | |
| BEIGE | 31013 | |
| GREY | 31014 | |
| WHITE | | 31015 |

CARACTERÍSTICAS TÉCNICAS | TECHNICAL CHARACTERISTICS

| joint | frost proof | versatile | matt | full body | different shades | shade variation | various graphics | thickness |
|-------|-------------|-----------|------|-----------|------------------|-----------------|------------------|-----------|
| | | | | | | | | |

CARACTERÍSTICAS TÉCNICAS ANTIDESLIZAMIENTO | ANTI-SLIP CHARACTERISTICS

| Ensayo Essay | Características Features | Resultado Result |
|----------------|--|--------------------|
| | | SHAPED 4D |
| UNE 41901 EX | Antideslizamiento (Test del péndulo) Slip resistance (Pendulum test) | Class 1 |
| ANSI A137.1 | Coefficiente de Fricción Dinámico Dynamic Coefficient of Friction (DCOF) | > 0,42 |
| ISO 10545-6 | Resistencia a la Abrasión Profunda Resistance to Deep Abrasion | < 175 mm3 |

| |
|-------------------------|
| |
| 100 * 180 cm 39 * 71" |
| SHAPED |
| WALLPE3C2 |



COMPLEMENTARY
PIECE



PIECE POOL



PACKING

+ INFO | Pag. 260

Downtown 4D



Downtown Beige
SP_100*100

MATCHING WALL COLLECTIONS
DOWNTOWN_WHITE BODY | Pag. 185



White



Beige




Grey




Anthracite

DOWNTOWN



90 * 90 * 1 cm | 36 * 36"

| RECTIFIED | SHAPED | ANTISLIP |
|------------|--------|----------|
| | BN7 | BN90 |
| ANTHRACITE | 29713 | 30733 |
| BEIGE | 29714 | 30738 |
| GREY | 29715 | 30740 |
| WHITE | 29716 | 30739 |



60 * 60 * 1 cm | 24 * 24"

| RECTIFIED | NATURAL |
|------------|---------|
| | BN33 |
| ANTHRACITE | 29698 |
| BEIGE | 29700 |
| GREY | 29699 |
| WHITE | 29689 |



60 * 120 * 1 cm | 24 * 48"

| RECTIFIED | SHAPED |
|------------|--------|
| | BN6 |
| ANTHRACITE | 29695 |
| BEIGE | 29696 |
| GREY | 29697 |
| WHITE | 29694 |

CARACTERÍSTICAS TÉCNICAS | TECHNICAL CHARACTERISTICS

| joint | frost proof | versatile | matt | full body | different shades | shade variation | various graphics |
|-------|-------------|-----------|------|-----------|------------------|-----------------|------------------|
| | | | | | | | |

CARACTERÍSTICAS TÉCNICAS ANTIDESLIZAMIENTO | ANTI-SLIP CHARACTERISTICS

| Ensayo Essay | Características Features | Resultado Result | | |
|----------------|--|--------------------|-----------|-----------|
| | | SHAPED | NATURAL | ANTISLIP |
| DIN 51130 | Ángulo crítico (Pies calzados) Critical angle (footwear) | R10 | R10 | R11 |
| DIN 51097 | Ángulo crítico (Pies descalzados) Critical angle (Wet loaded barefoot) | A+B | A+B | A+B+C |
| BS 7976-2 | Antideslizamiento (Test del péndulo) Slip resistance (Pendulum test-PTV) | +36 Wet | +36 Wet | +36 Wet |
| UNE 41901 EX | Antideslizamiento (Test del péndulo) Slip resistance (Pendulum test) | Class 2 | Class 2 | Class 3 |
| ANSI A137.1 | Coeficiente de Fricción Dinámico Dynamic Coefficient of Friction (DCOF) | > 0,42 | > 0,42 | > 0,42 |
| ISO 10545-6 | Resistencia a la Abrasión Profunda Resistance to Deep Abrasion | < 175 mm3 | < 175 mm3 | < 175 mm3 |



COMPLEMENTARY
PIECE



PIECE POOL



PACKING

+ INFO | Pag. 260

Downtown floor



Essence Almond_24 Essence Almond_19,5



Essence Taupe_19,5



Maple



Almond



Taupe



Nut

ESSENCE



24 * 151 * 1 cm | 10 * 59"

| RECTIFIED | NATURAL |
|-----------|---------|
| | BN93 |
| MAPLE | - |
| ALMOND | 22329 |
| TAUPE | 22330 |
| NUT | - |

19,5 * 121,5 * 1 cm | 8 * 48"

| RECTIFIED | NATURAL | ANTISLIP |
|-----------|---------|----------|
| | BN60 | BN95 |
| MAPLE | 25637 | - |
| ALMOND | 25635 | 25636 |
| TAUPE | 25639 | 25640 |
| NUT | 25638 | - |

CARACTERÍSTICAS TÉCNICAS | TECHNICAL CHARACTERISTICS

| joint | frost proof | versatile | matt | different shades | shade variation | various graphics | various moulds |
|-------|-------------|-----------|------|------------------|-----------------|------------------|----------------|
| | | | | | | | |

CARACTERÍSTICAS TÉCNICAS ANTIDESLIZAMIENTO | ANTI-SLIP CHARACTERISTICS

| Ensayo Essay | Características Features | Resultado Result | |
|----------------|--|--------------------|----------|
| | | NATURAL | ANTISLIP |
| DIN 51130 | Ángulo crítico (Pies calzados) Critical angle (footwear) | R9 | R11 |
| DIN 51097 | Ángulo crítico (Pies descalzos) Critical angle (Wet loaded barefoot) | - | A+B |
| BS 7976-2 | Antideslizamiento (Test del péndulo) Slip resistance (Pendulum test-PTV) | - | +36 Wet |
| UNE 41901 EX | Antideslizamiento (Test del péndulo) Slip resistance (Pendulum test) | Class 1 | Class 3 |
| AINSI A137.1 | Coefficiente de Fricción Dinámico Dynamic Coefficient of Friction (DCOF) | > 0,42 | > 0,42 |
| ISO 10545-7 | Resistencia a la Abrasión Superficial Resistance to Surface Abrasion | PEI 4 | PEI 4 |



COMPLEMENTARY
PIECE




PIECE POOL



PACKING

+ INFO | Pag. 260

Essence



Ghent Grey_100*275 SP
Ghent Silver_100*100 SP



Ghent
White_100*275 SP

Ghent 4D



Ghent Beige
SP_100*275

Ghent White
SP_100*100



Ghent
Silver_100*275 SP

Ghent 4D




Ghent White SP_100*275 White A_100*100*2 Ghent Beige SP_100*100



Ghent Beige SP_100*275 Ghent Beige A_100*100*2 Ghent Beige A_50*100*2

MATCHING WALL COLLECTIONS
GHENT_WHITE BODY | Pag. 197




White



Beige




Silver




Grey

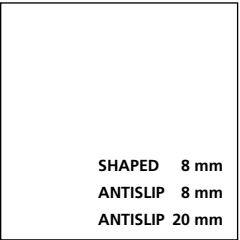
GHENT 4D



5 patterns



6 patterns



12 patterns



24 patterns

100 * 275 * 0,6 cm
39 * 108"

| RECTIFIED | SHAPED | |
|-----------|--------|-------|
| | BN141 | BN142 |
| BEIGE | 35597 | |
| GREY | 35598 | |
| SILVER | 35599 | |
| WHITE | 35600 | |

100 * 180 * 0,8 cm
39 * 71"

| RECTIFIED | SHAPED | |
|-----------|--------|-------|
| | BN137 | BN138 |
| BEIGE | 33200 | |
| GREY | 33202 | |
| SILVER | 33201 | |
| WHITE | 33203 | |

100 * 100 * 0,8 cm
39 * 39"

| RECTIFIED | SHAPED | | ANTISLIP | | ANTISLIP 20mm |
|-----------|--------|-------|----------|-------|---------------|
| | BN135 | BN136 | BN144 | BN143 | BN145 |
| BEIGE | 31747 | | 33948 | | 34878 |
| GREY | 31749 | | 33947 | | 34734 |
| SILVER | 31748 | | 33946 | | 34733 |
| WHITE | | 31746 | | 33945 | 34732 |

100 * 100 * 2 cm
39 * 39"

50 * 100 * 2 cm
20 * 39"

| ANTISLIP 20mm |
|---------------|
| BN147 |
| 35567 |
| 35568 |
| 35569 |
| 35570 |

CARACTERÍSTICAS TÉCNICAS
TECHNICAL CHARACTERISTICS

| | | | | |
|------------------|-----------------|------------------|-----------|-----------|
| joint | frost proof | versatile | matt | full body |
| | | | | |
| different shades | shade variation | various graphics | thickness | |
| | | | | |

CARACTERÍSTICAS TÉCNICAS ANTIDESLIZAMIENTO | ANTI-SLIP CHARACTERISTICS

| Ensayo Essay | Características Features | Resultado Result | |
|----------------|--|--------------------|-----------|
| | | SHAPED | ANTISLIP |
| DIN 51130 | Ángulo crítico (Pies calzados) Critical angle (footwear) | - | R11 |
| DIN 51097 | Ángulo crítico (Pies descalzos) Critical angle (Wet loaded barefoot) | - | A+B+C |
| BS 7976-2 | Antideslizamiento (Test del péndulo) Slip resistance (Pendulum test-PTV) | - | +36 Wet |
| UNE 41901 EX | Antideslizamiento (Test del péndulo) Slip resistance (Pendulum test) | Class 1 | Class 3 |
| AINSI A137.1 | Coeficiente de Fricción Dinámico Dynamic Coefficient of Friction (DCOF) | - | > 0,42 |
| ISO 10545-6 | Resistencia a la abrasión profunda Resistance to Deep Abrasion | < 175 mm3 | < 175 mm3 |



COMPLEMENTARY
PIECE



PIECE POOL



PACKING

+ INFO | Pag. 260

Ghent 4D



Ghent White_100*275 SP
Ghent White_90*90 AS

Ghent floor



Ghent Silver_33,3*100 SP Ghent Decor Silver_33,3*100 SP Ghent Silver_90*90 AS



Ghent Grey AS_90*90

MATCHING WALL COLLECTIONS
GHENT_WHITE BODY | Pag. 197



White



Beige




Silver



Grey


GHENT FLOOR



12 patterns

90 * 90 * 1 cm | 36 * 36"

| RECTIFIED | ALL IN ONE BN90 |
|-----------|--------------------|
| BEIGE | 31891 |
| GREY | 31892 |
| SILVER | 31893 |
| WHITE | 31894 |



20 patterns

60 * 60 * 1 cm | 24 * 24"


| RECTIFIED | NATURAL BN33 |
|-----------|-----------------|
| BEIGE | 31755 |
| GREY | 31756 |
| SILVER | 31757 |
| WHITE | 31754 |



10 patterns

60 * 120 * 1 cm | 24 * 48"

| RECTIFIED | ALL IN ONE BN116 |
|-----------|---------------------|
| BEIGE | 31753 |
| GREY | 31751 |
| SILVER | 31752 |
| WHITE | 31750 |



D. GHENT
MOSAIC16T

30 * 30 * 1 cm | 12 * 12"

| RECTIFIED | ALL IN ONE P36 |
|-----------|-------------------|
| BEIGE | 32099 |
| GREY | 32100 |
| SILVER | 32101 |
| WHITE | 32102 |



D. GHENT
MOSAIC12T

30 * 30 * 1 cm | 12 * 12"

| RECTIFIED | ALL IN ONE P36 |
|-----------|-------------------|
| BEIGE | 32103 |
| GREY | 32104 |
| SILVER | 32105 |
| WHITE | 32106 |

CARACTERÍSTICAS TÉCNICAS | TECHNICAL CHARACTERISTICS

| joint | frost proof | versatile | matt | full body | different shades | shade variation | various graphics |
|-------|-------------|-----------|------|-----------|------------------|-----------------|------------------|
| | | | | | | | |

CARACTERÍSTICAS TÉCNICAS ANTIDESLIZAMIENTO | ANTI-SLIP CHARACTERISTICS

| Ensayo Essay | | Características Features | |
|----------------|--|----------------------------|---------|
| | | ALL IN ONE | NATURAL |
| DIN 51130 | Ángulo crítico (Pies calzados) Critical angle (footwear) | R11 | R10 |
| DIN 51097 | Ángulo crítico (Pies descalzados) Critical angle (Wet loaded barefoot) | A+B+C | A+B |
| BS 7976-2 | Antideslizamiento (Test del péndulo) Slip resistance (Pendulum test-PTV) | +36 Wet | +36 Wet |
| UNE-ENV 12633 | Antideslizamiento (Test del péndulo) Slip resistance (Pendulum test) | Class 3 | Class 2 |
| ANSI A137.1 | Coefficiente de Fricción Dinámico Dynamic Coefficient of Friction (DCOF) | > 0,42 | > 0,42 |



COMPLEMENTARY
PIECE



PIECE POOL



PACKING

+ INFO | Pag. 260

Ghent floor



Granier Taupe
AS_24*151



Granier Taupe
Decor SP_33,3x100


Granier floor



Granier Ash AS_24*151 Manhattan Silver Lines_33,3x100



Granier Maple AS_24*151 Manhattan White_33,3x100



Granier Taupe
AS_24*151

Granier floor



Granier Honey AS_24 * 151



Granier Natural AS_24 * 151

MATCHING WALL COLLECTIONS
GRANIER_WHITE BODY | Pag. 201



Ash



Maple



Natural



Taupe



Honey

GRANIER



36 patterns

24 * 151 * 1 cm | 9 * 59"

| RECTIFIED | ALL IN ONE |
|-----------|------------|
| | BN121 |
| ASH | 34641 |
| HONEY | 34637 |
| MAPLE | 34639 |
| NATURAL | 34638 |
| TAUPE | 34640 |



48 patterns

19,5*121,5*1 cm | 8*48"

| RECTIFIED | ALL IN ONE |
|-----------|------------|
| | BN95 |
| ASH | 34764 |
| HONEY | 34765 |
| MAPLE | 34766 |
| NATURAL | 34767 |
| TAUPE | 34768 |

CARACTERÍSTICAS TÉCNICAS | TECHNICAL CHARACTERISTICS

| joint | frost proof | versatile | matt | varios moulds | different shades | shade variation | various graphics |
|-------|-------------|-----------|------|---------------|------------------|-----------------|------------------|
| | | | | | | | |

CARACTERÍSTICAS TÉCNICAS ANTIDESLIZAMIENTO | ANTI-SLIP CHARACTERISTICS

| Ensayo Essay | Características Features | Resultado Result |
|----------------|--|--------------------|
| | | ALL IN ONE |
| DIN 51130 | Ángulo crítico (Pies calzados) Critical angle (footwear) | R11 |
| DIN 51097 | Ángulo crítico (Pies descalzos) Critical angle (Wet loaded barefoot) | A+B+C |
| BS-7976-2 | Antideslizamiento (Test del péndulo) Slip resistance (Pendulum test-PTV) | +36 Wet |
| UNE-41901 EX | Antideslizamiento (Test del péndulo) Slip resistance (Pendulum test) | Class 3 |
| ANSI A137.1 | Coefficiente de Fricción Dinámico Dynamic Coefficient of Friction (DCOF) | > 0,42 |



COMPLEMENTARY
PIECE



PIECE POOL



PACKING

+ INFO | Pag. 260

Granier floor



Ground Grey_100*275 SP
Ground Grey_100*100 SP

Ground 4D

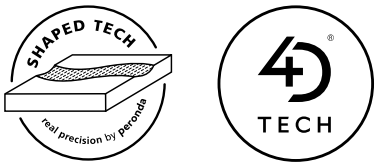


Ground Grey SP_100x275



Ground Bone SP_100x275

MATCHING WALL COLLECTIONS
GROUND_WHITE BODY | Pag. 205



Grey




Silver



Bone

Por motivos estéticos la intensidad de color del formato 100x100 es ligeramente superior a la del formato 100x275 en esta colección.
For aesthetic reasons, the color intensity of the 100x100 format is slightly higher than the 100x275 format in this collection.


GROUND



6 patterns

100 * 275 * 0,6 cm | 39 * 108"

| RECTIFIED | SHAPED |
|-----------|--------|
| | BN141 |
| BONE | 35904 |
| GREY | 35906 |
| SILVER | 35905 |



10 patterns

100 * 100 * 0,6 cm | * 39"

| RECTIFIED | SHAPED |
|-----------|--------|
| | BN135 |
| BONE | 32889 |
| GREY | 32890 |
| SILVER | 32888 |

CARACTERÍSTICASTÉCNICAS|TECHNICALCHARACTERISTICS

| joint | frost proof | versatile | matt |
|-----------|------------------|-----------------|------------------|
| | | | |
| full body | different shades | shade variation | various graphics |
| | | | |

CARACTERÍSTICAS TÉCNICAS ANTIDESLIZAMIENTO | ANTI-SLIP CHARACTERISTICS

| Ensayo Essay | Características Features | Resultado Result |
|----------------|---|--------------------|
| | | SHAPED |
| UNE 41901 EX | Antideslizamiento (Test del péndulo) Slip resistance (Pendulum test) | Class 1 |
| AINSI A137.1 | Coeficiente de Fricción Dinámico Dynamic Coefficient of Friction (DCOF) | > 0,42 |
| ISO 10545-6 | Resistencia a la Abrasión Profunda Resistance to Deep Abrasion | < 175 mm3 |



COMPLEMENTARY
PIECE



PIECE POOL



PACKING

+ INFO | Pag. 260

Ground 4D



Ground Bone_90*90 SF
Ground Bone_90*90 A

Ground floor



Bone



Silver



Grey



Mila Warm




Mila Cold

MATCHING WALL COLLECTIONS

GROUND_WHITE BODY | Pag. 205


GROUND FLOOR



9 patterns

90 * 90 * 1 cm | 36 * 36"

| RECTIFIED | SOFT | LAPATTO | ANTISLIP |
|-----------|-------|---------|----------|
| | BN48 | BN42 | BN90 |
| BONE | 24944 | 27134 | 24973 |
| GREY | 24792 | 27135 | 24974 |
| SILVER | 24790 | 27136 | 24975 |



30 patterns

60 * 60 * 1 cm | 24 * 24"


| RECTIFIED | SOFT | LAPATTO | ANTISLIP |
|-----------|-------|---------|----------|
| | BN33 | BN38 | BN88 |
| BONE | 24936 | 27128 | 24979 |
| GREY | 24937 | 27130 | 24980 |
| SILVER | 24938 | 27129 | 24981 |



27 patterns

29 * 90 * 1 cm | 12 * 36"

| RECTIFIED | SOFT | LAPATTO |
|-----------|-------|---------|
| | BN114 | BN115 |
| BONE | 24920 | 27119 |
| GREY | 24921 | 27120 |
| SILVER | 24922 | 27121 |



5 patterns

60 *60 * 1 cm | 24 * 24"

| RECTIFIED | SOFT | LAPATTO |
|-----------|-------|---------|
| | BN40 | BN83 |
| WARM | 24953 | 27137 |
| COLD | 24952 | 27138 |

D. GROUND MOSAIC



30 * 30 cm | 12 * 12"

| NO RECTIFIED | SOFT |
|--------------|-------|
| | P37 |
| BONE | 23435 |
| GREY | 23438 |
| SILVER | 23439 |


D. GROUND SPAC



30 * 30 cm | 12 * 12"

| NO RECTIFIED | SOFT |
|--------------|-------|
| | P58 |
| BONE | 23505 |
| GREY | 23506 |
| SILVER | 23507 |

D. MILA MOSAIC



30 * 30 cm | 12 * 12"

| NO RECTIFIED | SOFT |
|--------------|-------|
| | P37 |
| WARM | 23441 |
| COLD | 23442 |

CARACTERÍSTICAS TÉCNICAS | TECHNICAL CHARACTERISTICS

| | | | | | | | |
|-------|-------------|-----------|------|-----------|------------------|-----------------|------------------|
| joint | frost proof | versatile | matt | full body | different shades | shade variation | various graphics |
| | | | | | | | |

| | 90 * 90 cm 36 * 36" | 60 * 60 cm 24 * 24" |
|--------|-----------------------|-----------------------|
| | SOFT | SOFT |
| BONE | U4 P3 E3 C2 | U4 P4+ E3 C2 |
| GREY | U4 P3 E3 C2 | U4 P4+ E3 C2 |
| SILVER | U4 P3 E3 C2 | U4 P4+ E3 C2 |

CARACTERÍSTICAS TÉCNICAS ANTIDESLIZAMIENTO | ANTI-SLIP CHARACTERISTICS

| Ensayo Essay | Características Features | Resultado Result | | |
|----------------|--|--------------------|-----------|-----------|
| | | SOFT | LAPATTO | ANTISLIP |
| DIN 51130 | Ángulo crítico (Pies calzados) Critical angle (footwear) | R10 | R9 | R12 |
| DIN 51097 | Ángulo crítico (Pies descalzos) Critical angle (Wet loaded barefoot) | A+B | - | A+B+C |
| BS-7976-2 | Antideslizamiento (Test del péndulo) Slip resistance (Pendulum test-PTV) | +36 Wet | - | +36 Wet |
| UNE-41901 EX | Antideslizamiento (Test del péndulo) Slip resistance (Pendulum test) | Class 2 | Class 2 | Class 3 |
| ANSI A137.1 | Coefficiente de Fricción Dinámico Dynamic Coefficient of Friction (DCOF) | > 0,42 | > 0,42 | > 0,42 |
| ISO 10545-6 | Resistencia a la Abrasión Profunda Resistance to Deep Abrasion | < 175 mm³ | < 175 mm³ | < 175 mm³ |



COMPLEMENTARY
PIECE



PIECE POOL



PACKING

+ INFO | Pag. 260

Ground floor



GROVE



19,5 * 121,5 * 1 cm | 8 * 48"

| RECTIFIED | NATURAL |
|-----------|---------|
| | BN2 |
| G | 25486 |
| B | 25485 |
| H | 25487 |
| T | 25488 |

T.BARCELOS



17 patterns

19,5 * 19,5 cm | 8 * 8"

| RECTIFIED | NATURAL |
|-------------|---------|
| | P23 |
| T. BARCELOS | 25371 |



T.OXIK



30 patterns

19,5 * 19,5 cm | 8 * 8"

| RECTIFIED | NATURAL |
|-----------|---------|
| | P23 |
| T. OXIK | 25372 |

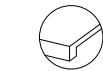


CARACTERÍSTICAS TÉCNICAS | TECHNICAL CHARACTERISTICS

| joint | frost proof | versatile | matt | different shades | shade variation | various graphics | various moulds |
|-------|-------------|-----------|------|------------------|-----------------|------------------|----------------|
| | | | | | | | |

CARACTERÍSTICAS TÉCNICAS ANTIDESLIZAMIENTO | ANTI-SLIP CHARACTERISTICS

| Ensayo Essay | Características Features | Resultado Result |
|----------------|--|--------------------|
| DIN 51130 | Ángulo crítico (Pies calzados) Critical angle (footwear) | R9 |
| UNE 41901 EX | Antideslizamiento (Test del péndulo) Slip resistance (Pendulum test) | Class 1 |
| ISO 10545-7 | Resistencia a la Abrasión Superficial Resistance to Surface Abrasion | PEI 4 |




COMPLEMENTARY
PIECE



PIECE POOL



PACKING



Grunge Grey
AS_90*90

Grunge floor



MATCHING WALL COLLECTIONS
GRUNGE_WHITE BODY | Pag. 209



GRUNGE floor

15 patterns

15 patterns

15 patterns

30 patterns

75,5 * 151 * 1 cm | 30 * 59"

60 * 120 * 1 cm | 24 * 48"

90 * 90 * 1 cm | 36 * 36"

60 * 60 * 1 cm | 24 * 24"


| RECTIFIED | ALL IN ONE |
|------------|------------|
| | BN119 |
| ANTHRACITE | 27432 |
| BEIGE | 27433 |
| GREY | 27434 |
| WHITE | 27435 |

| RECTIFIED | ALL IN ONE |
|------------|------------|
| | BN116 |
| ANTHRACITE | 27400 |
| BEIGE | 27401 |
| GREY | 27402 |
| WHITE | 27399 |


| RECTIFIED | ALL IN ONE |
|------------|------------|
| | BN90 |
| ANTHRACITE | 27424 |
| BEIGE | 27425 |
| GREY | 27426 |
| WHITE | 27427 |


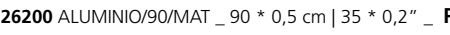
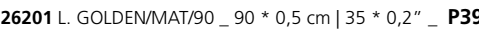


| RECTIFIED | ALL IN ONE |
|------------|------------|
| | BN88 |
| ANTHRACITE | 27409 |
| BEIGE | 27410 |
| GREY | 27411 |
| WHITE | 27408 |

D. GRUNGE MOSAIC









|  | 30 * 30 cm 12 * 12" | | | | | | | | | | | | |
|--|-----------------------|------------|--|-----|------------|-------|-------|-------|------|-------|-------|-------|--|
| <table><tr><th>NO RECTIFIED</th><th>ALL IN ONE</th></tr><tr><td></td><td>P37</td></tr><tr><td>ANTHRACITE</td><td>27603</td></tr><tr><td>BEIGE</td><td>27605</td></tr><tr><td>GREY</td><td>27606</td></tr><tr><td>WHITE</td><td>27607</td></tr></table> | NO RECTIFIED | ALL IN ONE | | P37 | ANTHRACITE | 27603 | BEIGE | 27605 | GREY | 27606 | WHITE | 27607 | |
| NO RECTIFIED | ALL IN ONE | | | | | | | | | | | | |
| | P37 | | | | | | | | | | | | |
| ANTHRACITE | 27603 | | | | | | | | | | | | |
| BEIGE | 27605 | | | | | | | | | | | | |
| GREY | 27606 | | | | | | | | | | | | |
| WHITE | 27607 | | | | | | | | | | | | |

D. GRUNGE SPAC


|  | 30 * 30 cm 12 * 12" | | | | | | | | | | | | |
|--|-----------------------|------------|--|-----|------------|-------|-------|-------|------|-------|-------|-------|--|
| <table><tr><th>NO RECTIFIED</th><th>ALL IN ONE</th></tr><tr><td></td><td>P58</td></tr><tr><td>ANTHRACITE</td><td>27608</td></tr><tr><td>BEIGE</td><td>27609</td></tr><tr><td>GREY</td><td>27610</td></tr><tr><td>WHITE</td><td>27611</td></tr></table> | NO RECTIFIED | ALL IN ONE | | P58 | ANTHRACITE | 27608 | BEIGE | 27609 | GREY | 27610 | WHITE | 27611 | |
| NO RECTIFIED | ALL IN ONE | | | | | | | | | | | | |
| | P58 | | | | | | | | | | | | |
| ANTHRACITE | 27608 | | | | | | | | | | | | |
| BEIGE | 27609 | | | | | | | | | | | | |
| GREY | 27610 | | | | | | | | | | | | |
| WHITE | 27611 | | | | | | | | | | | | |

| | |
|---|--|
|  | 26805 ALUMINIO/60/MAT _ 60 * 0,5 cm 24 * 0,2" _ P32 |
|  | 26200 ALUMINIO/90/MAT _ 90 * 0,5 cm 35 * 0,2" _ P39 |
|  | 26201 L. GOLDEN/MAT/90 _ 90 * 0,5 cm 35 * 0,2" _ P39 |
|  | 20347 L. IRON ANTHRACITE _ 1,5 * 90 cm 0,6 * 36" _ P38 |
|  | 20348 L. IRON MOCCHA _ 1,5 * 90 cm 0,6 * 36" _ P38 |

CARACTERÍSTICAS TÉCNICAS | TECHNICAL CHARACTERISTICS

| | | | | | | | |
|---|---|---|---|---|---|---|---|
| joint | frost proof | versatile | matt | full body | different shades | shade variation | various graphics |
|  |  |  |  |  |  |  |  |

CARACTERÍSTICAS TÉCNICAS ANTIDESLIZAMIENTO | ANTI-SLIP CHARACTERISTICS

| Ensayo Essay | Características Features | Resultado Result |  | 90 * 90 cm 36 * 36" 60 * 120 cm 24 * 48" | 60 * 60 cm 24 * 24" |
|----------------|--|--------------------|---|---|-----------------------|
| | | | | ALL IN ONE | ALL IN ONE |
| DIN 51130 | Ángulo crítico (Pies calzados) Critical angle (footwear) | R11 | | | |
| BS 7976-2 | Antideslizamiento (Test del péndulo) Slip resistance (Pendulum test-PTV) | +36 Wet | | ANTH | U4 P4+ E3 C2 |
| UNE 41901 EX | Antideslizamiento (Test del péndulo) Slip resistance (Pendulum test) | Class 3 | | BEIGE | U4 P3 E3 C2 |
| ANSI A.1371 | Coeficiente de Fricción Dinámico Dynamic Coefficient of Friction (DCOF) | > 0,42 | | GREY | U4 P3 E3 C2 |
| ISO 10545-6 | Resistencia a la Abrasión Profunda Resistance to Deep Abrasion | < 175 mm3 | | WHITE | U4 P3 E3 C2 |



COMPLEMENTARY
PIECE



PIECE POOL




PACKING

+ INFO | Pag. 260

Grunge floor




HV-2



HV-1



HV-2



C.HV-12



T.HV-12



HV-4



HV-3




C.HV-34



T.HV-34

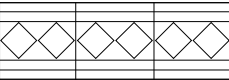
HV



33 * 33 * 0,9 cm | 13 * 13"

| NO RECTIFIED | NATURAL |
|--------------|---------|
| | BN61 |
| HV-1 | 14644 |
| HV-2 | 14645 |
| HV-3 | 14646 |
| HV-4 | 14647 |

C.HV



11 * 33 cm | 4 * 13"

| NO RECTIFIED | NATURAL |
|--------------|---------|
| | P12 |
| C.HV-12 | 14683 |
| C.HV-34 | 14684 |

T.HV



11 * 11 cm | 4 * 4"

| NO RECTIFIED | NATURAL |
|--------------|---------|
| | P6 |
| T.HV-12 | 14685 |
| T.HV-34 | 14686 |

CARACTERÍSTICAS TÉCNICAS | TECHNICAL CHARACTERISTICS

| joint | frost proof | versatile | matt |
|-------|-------------|-----------|------|
| | | | |

CARACTERÍSTICAS TÉCNICAS ANTIDESLIZAMIENTO | ANTI-SLIP CHARACTERISTICS

| Ensayo Essay | Características Features | Resultado Result |
|----------------|--|--------------------|
| DIN 51130 | Ángulo crítico (Pies calzados) Critical angle (footwear) | R9 |
| UNE 41901 EX | Antideslizamiento (Test del péndulo) Slip resistance (Pendulum test) | Class 1 |
| ISO 10545-7 | Resistencia a la Abrasión Superficial Resistance to Surface Abrasion | PEI 4 |

COMPLEMENTARY
PIECE

PIECE POOL

PACKING

+ INFO | Pag. 260




Ice Waves_33,3*100
Ice_33,3*100



Lenk Honey
AS_24*151

Lenk



LENK



36 patterns


| RECTIFIED | ALL IN ONE |
|-----------|------------|
| | BN121 |
| ASH | 27397 |
| HONEY | 27237 |
| MAPLE | 27238 |
| SMOKE | 27398 |
| TAUPE | 27236 |
| WALNUT | 27239 |
| WHITE | 27475 |



48 patterns

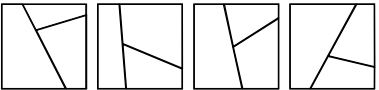
| RECTIFIED | ALL IN ONE |
|-----------|------------|
| | BN95 |
| ASH | 28315 |
| HONEY | 28316 |
| MAPLE | 28317 |
| SMOKE | 28318 |
| TAUPE | 28319 |
| WALNUT | 28320 |
| WHITE | 28321 |

D. LENK STRIPES



| RECTIFIED | ALL IN ONE |
|-----------|------------|
| | P51 |
| ASH | 27756 |
| HONEY | 27757 |
| MAPLE | 27758 |
| SMOKE | 27759 |
| TAUPE | 27760 |
| WALNUT | 27761 |
| WHITE | 27762 |

*D. LENK'TANGRAM

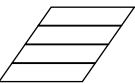


30 * 30 cm | 12 * 12"

| RECTIFIED | ALL IN ONE |
|-----------|------------|
| | P53 |
| ASH | 27734 |
| HONEY | 27735 |
| MAPLE | 27740 |
| SMOKE | 27741 |
| TAUPE | 27742 |
| WALNUT | 27743 |
| WHITE | 27744 |

* Se comercializan en conjuntos de 4 piezas.
Precio por pieza individual.
...They are sold in groups of 4 pieces. Price to the individual piece.

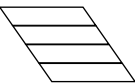
D. LENK CHEVRON 1



32 * 28 cm | 13 * 11"

| RECTIFIED | ALL IN ONE |
|-----------|------------|
| | P47 |
| ASH | 27720 |
| HONEY | 27721 |
| MAPLE | 27722 |
| SMOKE | 27723 |
| TAUPE | 27724 |
| WALNUT | 27725 |
| WHITE | 27726 |

D. LENK CHEVRON 2



32 * 28 cm | 13 * 11"

| RECTIFIED | ALL IN ONE |
|-----------|------------|
| | P47 |
| ASH | 27727 |
| HONEY | 27728 |
| MAPLE | 27729 |
| SMOKE | 27730 |
| TAUPE | 27731 |
| WALNUT | 27732 |
| WHITE | 27733 |

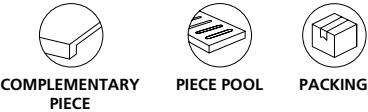
CARACTERÍSTICAS TÉCNICAS | TECHNICAL CHARACTERISTICS

| joint | frost proof | versatile | matt | varios moulds | different shades | shade variation | various graphics |
|-------|-------------|-----------|------|---------------|------------------|-----------------|------------------|
| | | | | | | | |

CARACTERÍSTICAS TÉCNICAS ANTIDESLIZAMIENTO | ANTI-SLIP CHARACTERISTICS


| Ensayo Essay | Características Features | Resultado Result |
|----------------|--|--------------------|
| | | ALL IN ONE |
| DIN 51130 | Ángulo crítico (Pies calzados) Critical angle (footwear) | R11 |
| DIN 51097 | Ángulo crítico (Pies descalzados) Critical angle (Wet loaded barefoot) | A+B+C |
| BS 7976-2 | Antideslizamiento (Test del péndulo) Slip resistance (Pendulum test-PTV) | +36 Wet |
| UNE 41901 EX | Antideslizamiento (Test del péndulo) Slip resistance (Pendulum test) | Class 3 |
| ANSI A137.1 | Coefficiente de Fricción Dinámico Dynamic Coefficient of Friction (DCOF) | > 0,42 |

| | 24 * 151 cm 9 * 59" 19,5 * 121,5 cm 8 * 48" |
|--------|--|
| | ALL IN ONE |
| ASH | U3 P2 E3 C2 |
| HONEY | U3 P2 E3 C2 |
| SMOKE | U2S P2 E3 C2 |
| TAUPE | U2S P2 E3 C2 |
| WALNUT | U3 P2 E3 C2 |
| WHITE | U3 P2 E3 C2 |





Lucca Beige
SP_100*275



Lucca Beige
SP_100*100

Lucca 4D




Lucca Grey
SP_100*275




Lucca Beige
SP_100*275

Lucca 4D



Lucca White
SP_100*275


MATCHING WALL COLLECTIONS
LUCCA_WHITE BODY | Pag. 225



White



Beige




Grey



Anthracite


Por motivos estéticos la intensidad de color de los formatos 100x100 y 100x180 es ligeramente superior a la del formato 100x275 en esta colección.
For aesthetic reasons, the color intensity of the 100x100 and 100x180 formats is slightly higher than the 100x275 format in this collection.

LUCCA




100 * 275 * 0,6 cm | 39 * 108"

| RECTIFIED | SHAPED | |
|------------|--------|-------|
| | BN141 | BN142 |
| ANTHRACITE | - | - |
| BEIGE | 35903 | |
| GREY | 35902 | |
| WHITE | | 35901 |



100 * 180 * 0,6 cm | 39 * 71"

| RECTIFIED | SHAPED | |
|------------|--------|-------|
| | BN137 | BN138 |
| ANTHRACITE | 29848 | |
| BEIGE | 29850 | |
| GREY | 29851 | |
| WHITE | | 29849 |



100 * 100 * 0,6 cm | 39 * 39"

| RECTIFIED | SHAPED | |
|------------|--------|-------|
| | BN135 | BN136 |
| ANTHRACITE | 32881 | |
| BEIGE | 32880 | |
| GREY | 32879 | |
| WHITE | | 32878 |

| |
|-------------------------|
| |
| 100 * 180 cm 39 * 71" |
| SHAPED |
| WALLPE3C2 |

CARACTERÍSTICAS TÉCNICAS
TECHNICAL CHARACTERISTICS

| | | | | |
|------------------|-----------------|------------------|-----------|-----------|
| joint | frost proof | versatile | matt | full body |
| | | | | |
| different shades | shade variation | various graphics | thickness | |
| | | | | |

CARACTERÍSTICAS TÉCNICAS ANTIDESLIZAMIENTO | ANTI-SLIP CHARACTERISTICS

| Ensayo Essay | Características Features | Resultado Result |
|----------------|--|--------------------|
| | | SHAPED 4D |
| UNE 41901 EX | Antideslizamiento (Test del péndulo) Slip resistance (Pendulum test) | Class 1 |
| ANSI A137.1 | Coefficiente de Fricción Dinámico Dynamic Coefficient of Friction (DCOF) | > 0,42 |
| ISO 10545-6 | Resistencia a la Abrasión Profunda Resistance to Deep Abrasion | < 175 mm3 |



COMPLEMENTARY
PIECE



PIECE POOL



PACKING

+ INFO | Pag. 260

Lucca 4D



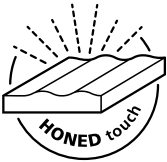
Lucca Beige
AS_60*120

Lucca floor



Lucca Grey SP_100*180
Lucca Grey SF_90*90

MATCHING WALL COLLECTIONS
LUCCA_WHITE BODY | Pag. 225



White



Beige



Grey



Anthracite


LUCCA floor



13 patterns

60 * 120 * 1 cm | 24 * 48"


| RECTIFIED | ALL IN ONE BN116 | HONED BN132 | SOFT BN72 |
|------------|---------------------|----------------|--------------|
| ANTHRACITE | 29852 | 30105 | 30109 |
| BEIGE | 29855 | 30106 | 30111 |
| GREY | 29853 | 30107 | 30110 |
| WHITE | 29854 | 30108 | 30112 |



15 patterns

90 * 90 * 1 cm | 36 * 36"

| RECTIFIED | ALL IN ONE BN90 | HONED BN131 | SOFT BN48 |
|------------|--------------------|----------------|--------------|
| ANTHRACITE | 29856 | 30099 | 30101 |
| BEIGE | 29858 | 30097 | 30102 |
| GREY | 29857 | 30100 | 30103 |
| WHITE | 29859 | 30098 | 30104 |



26 patterns

60 * 60 * 1 cm | 24 * 24"

| RECTIFIED | NATURAL BN33 |
|------------|-----------------|
| ANTHRACITE | 31354 |
| BEIGE | 31355 |
| GREY | 31356 |
| WHITE | 31357 |

CARACTERÍSTICAS TÉCNICAS | TECHNICAL CHARACTERISTICS

| joint | frost proof | versatile | matt | full body | different shades | shade variation | various graphics |
|-------|-------------|-----------|------|-----------|------------------|-----------------|------------------|
| | | | | | | | |

CARACTERÍSTICAS TÉCNICAS ANTIDESLIZAMIENTO | ANTI-SLIP CHARACTERISTICS

| Ensayo Essay | Características Features | ALL IN ONE | HONED | SOFT | NATURAL |
|----------------|--|------------|-----------|-----------|-----------|
| DIN 51130 | Ángulo crítico (Pies calzados) Critical angle (footwear) | R11 | - | - | R10 |
| DIN 51097 | Ángulo crítico (Pies descalzados) Critical angle (Wet loaded barefoot) | A+B+C | - | - | A+B |
| BS 7976-2 | Antideslizamiento (Test del péndulo) Slip resistance (Pendulum test-PTV) | +36 Wet | - | - | +36 Wet |
| UNE 41901 EX | Antideslizamiento (Test del péndulo) Slip resistance (Pendulum test) | Class 3 | - | Class 1 | Class 2 |
| ANSI A137.1 | Coefficiente de Fricción Dinámico Dynamic Coefficient of Friction (DCOF) | > 0,42 | - | - | > 0,42 |
| ISO 10545-6 | Resistencia a la Abrasión Profunda Resistance to Deep Abrasion | < 175 mm3 | < 175 mm3 | < 175 mm3 | < 175 mm3 |



COMPLEMENTARY
PIECE



PIECE POOL



PACKING

+ INFO | Pag. 260

Lucca floor



Manhattan Grey SP_100x275
Manhattan Grey SP_100x100

Manhattan 4D



Manhattan White SP_100x275
Manhattan White SP_100x100 A P.V. | ANG. P.V. | REJ. | ANG.REJ.



Manhattan White
SP_100x275

Manhattan 4D




Manhattan Bone
SP_100x275



Manhattan Silver
SP_100x275

MATCHING WALL COLLECTIONS
MANHATTAN_WHITE BODY | Pag. 229




White



Bone




Silver



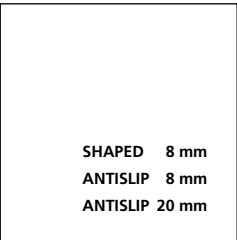
Grey

MANHATTAN 4D



100 * 275 * 0,6 cm
39 * 108"

| RECTIFIED | SHAPED | |
|-----------|--------|-------|
| | BN141 | BN142 |
| BONE | 34685 | |
| GREY | 34880 | |
| SILVER | 34686 | |
| WHITE | 34687 | |



100 * 100 * 0,8 cm
39 * 39"

| RECTIFIED | SHAPED | | ANTISLIP | | ANTISLIP 20mm |
|-----------|--------|-------|----------|-------|---------------|
| | BN135 | BN136 | BN144 | BN143 | BN145 |
| BONE | 34737 | | 34738 | | 36333 |
| GREY | 34735 | | 34740 | | 36334 |
| SILVER | 34736 | | 34739 | | 36335 |
| WHITE | | 34876 | | 34877 | 36332 |



50 * 100 * 2 cm
20 * 39"

| RECTIFIED | ANTISLIP 20mm |
|-----------|---------------|
| BN147 | |
| BONE | 36911 |
| GREY | 36908 |
| SILVER | 36909 |
| WHITE | 36910 |

CARACTERÍSTICAS TÉCNICAS
TECHNICAL CHARACTERISTICS

| | | | | |
|------------------|-----------------|------------------|-----------|-----------|
| joint | frost proof | versatile | matt | full body |
| | | | | |
| different shades | shade variation | various graphics | thickness | |
| | | | | |

CARACTERÍSTICAS TÉCNICAS ANTIDESLIZAMIENTO | ANTI-SLIP CHARACTERISTICS

| Ensayo Essay | Características Features | Resultado Result | |
|----------------|--|--------------------|-----------|
| | | SHAPED | ANTISLIP |
| DIN 51130 | Ángulo crítico (Pies calzados) Critical angle (footwear) | - | R11 |
| DIN 51097 | Ángulo crítico (Pies descalzos) Critical angle (Wet loaded barefoot) | - | A+B+C |
| BS 7976-2 | Antideslizamiento (Test del péndulo) Slip resistance (Pendulum test-PTV) | - | +36 Wet |
| UNE 41901 EX | Antideslizamiento (Test del péndulo) Slip resistance (Pendulum test) | Class 1 | Class 3 |
| AINSI A137.1 | Coeficiente de Fricción Dinámico Dynamic Coefficient of Friction (DCOF) | - | > 0,42 |
| ISO 10545-6 | Resistencia a la Abrasión Profunda Resistance to Deep Abrasion | < 175 mm³ | < 175 mm³ |



COMPLEMENTARY
PIECE



PIECE POOL



PACKING

+ INFO | Pag. 260

Manhattan 4D



Manhattan Silver
_90*90 AS

Manhattan floor



Manhattan White
_90*90 AS

MATCHING WALL COLLECTIONS
MANHATTAN_WHITE BODY | Pag. 229




White



Bone




Silver



Grey


MANHATTAN floor



10 patterns

60 * 120 * 1 cm | 24 * 48"

| RECTIFIED | ALL IN ONE |
|-----------|------------|
| | BN116 |
| BONE | 34745 |
| GREY | 34742 |
| SILVER | 34744 |
| WHITE | 34872 |



12 patterns

90 * 90 * 1 cm | 36 * 36"

| RECTIFIED | ALL IN ONE |
|-----------|------------|
| | BN90 |
| BONE | 34747 |
| GREY | 34746 |
| SILVER | 34748 |
| WHITE | 34874 |



20 patterns

60 * 60 * 1 cm | 24 * 24"

| RECTIFIED | ALL IN ONE |
|-----------|------------|
| | BN88 |
| BONE | 34750 |
| GREY | 34749 |
| SILVER | 34751 |
| WHITE | 34873 |

CARACTERÍSTICAS TÉCNICAS | TECHNICAL CHARACTERISTICS

| joint | frost proof | versatile | matt | full body | different shades | shade variation | various graphics |
|-------|-------------|-----------|------|-----------|------------------|-----------------|------------------|
| | | | | | | | |

CARACTERÍSTICAS TÉCNICAS ANTIDESLIZAMIENTO | ANTI-SLIP CHARACTERISTICS

| Ensayo Essay | | Características Features | |
|----------------|--|----------------------------|------------|
| | | | ALL IN ONE |
| DIN 51130 | Ángulo crítico (Pies calzados) Critical angle (footwear) | | R11 |
| DIN 51097 | Ángulo crítico (Pies descalzados) Critical angle (Wet loaded barefoot) | | A+B+C |
| BS 7976-2 | Antideslizamiento (Test del péndulo) Slip resistance (Pendulum test-PTV) | | +36 Wet |
| UNE 41901 EX | Antideslizamiento (Test del péndulo) Slip resistance (Pendulum test) | | Class 3 |
| ANSI A137.1 | Coefficiente de Fricción Dinámico Dynamic Coefficient of Friction (DCOF) | | > 0,42 |
| ISO 10545-6 | Resistencia a la Abrasión Profunda Resistance to Deep Abrasion | | < 175 mm3 |



COMPLEMENTARY
PIECE



PIECE POOL



PACKING

+ INFO | Pag. 260

Manhattan floor



Mumble-H_23*180
Mumble-H/A_15*90

Mumble



G



B



H



C



T

MUMBLE



23*180 * 1,1 cm | 9 * 71"

| RECTIFIED | NATURAL |
|-----------|---------|
| | BN41 |
| G | 19358 |
| B | 19356 |
| C | 19357 |
| H | 19359 |
| T | 19360 |



19,5 * 121,5 * 1 cm | 8 * 48"

| RECTIFIED | NATURAL |
|-----------|---------|
| | BN2 |
| G | 25351 |
| B | 25346 |
| C | 25350 |
| H | 25352 |
| T | 25353 |



15 * 90 * 1 cm | 6 * 36"

| RECTIFIED | NATURAL | ANTISLIP |
|-----------|---------|----------|
| | BN27 | BN76 |
| G | 25334 | 25338 |
| B | 25331 | 25332 |
| C | 25333 | 25337 |
| H | 25335 | 25339 |
| T | 25336 | 25340 |

BARCELOS



15 * 90 * 1 cm | 6 * 36"

| RECTIFIED | NATURAL |
|-----------|---------|
| | BN76 |
| BARCELOS | 25369 |

T.BARCELOS



19,5 * 19,5 cm | 8 * 8"

| RECTIFIED | NATURAL |
|-------------|---------|
| | P23 |
| T. BARCELOS | 25371 |

T.OXIK



19,5 * 19,5 cm | 8 * 8"

| RECTIFIED | NATURAL |
|-----------|---------|
| | P23 |
| T. OXIK | 25372 |

CARACTERÍSTICAS TÉCNICAS
TECHNICAL CHARACTERISTICS

| joint | frost proof | versatile | matt |
|------------------|-----------------|------------------|----------------|
| | | | |
| different shades | shade variation | various graphics | various moulds |
| | | | |

CARACTERÍSTICAS TÉCNICAS ANTIDESLIZAMIENTO | ANTI-SLIP CHARACTERISTICS

| Ensayo Essay | Características Features | Resultado Result | |
|----------------|--|--------------------|----------|
| | | NATURAL | ANTISLIP |
| DIN 51130 | Ángulo crítico (Pies calzados) Critical angle (footwear) | R9 | R11 |
| DIN 51097 | Ángulo crítico (Pies descalzos) Critical angle (Wet loaded barefoot) | - | A+B+C |
| BS 7976-2 | Antideslizamiento (Test del péndulo) Slip resistance (Pendulum test-PTV) | - | +36 Wet |
| UNE 41901 EX | Antideslizamiento (Test del péndulo) Slip resistance (Pendulum test) | Class 1 | Class 3 |
| AINSI A137.1 | Coefficiente de Fricción Dinámico Dynamic Coefficient of Friction (DCOF) | - | > 0,42 |
| ISO 10545-7 | Resistencia a la Abrasión Superficial Resistance to Surface Abrasion | PEI 4 | PEI 4 |



COMPLEMENTARY
PIECE



PIECE POOL



PACKING

+ INFO | Pag. 260

Mumble



Mystic White_100*100 BH
Mystic White_100*100 BHA

Mystic 4D



White




Sand



Grey



MYSTIC 4D

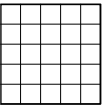


12 patterns

100 * 100 * 0,8 cm | 39 * 39"

| RECTIFIED | NATURAL | BUSH HAMMERED | ANTISLIP BUSH HAMMERED |
|-----------|---------|---------------|------------------------|
| | BN94 | BN94 | BN99 |
| WHITE | 25394 | 25391 | 25390 |
| SAND | 24340 | 24344 | 24355 |
| GREY | 24342 | 24346 | 24354 |

D. MYSTIC MOSAIC



25 * 25 cm | 10 * 10"

| NO RECTIFIED | NATURAL |
|--------------|---------|
| | P39 |
| WHITE | 25428 |
| SAND | 24479 |
| GREY | 24477 |

D. MYSTIC BRICK



29,8 * 29,2 cm | 12 * 12"

| NO RECTIFIED | NATURAL |
|--------------|---------|
| | P50 |
| WHITE | 25427 |
| SAND | 24461 |
| GREY | 24459 |



22303 ALUMINIO/100/MAT _ 100 * 0,5 cm
39 * 0,2" _ **P42**



26153 L. GOLDEN/MAT/100 _ 100 * 0,5 cm
39 * 0,2" _ **P42**

CARACTERÍSTICAS TÉCNICAS | TECHNICAL CHARACTERISTICS

| joint | frost proof | versatile | matt | full body | different shades | shade variation | various graphics | thickness |
|-------|-------------|-----------|------|-----------|------------------|-----------------|------------------|-----------|
| | | | | | | | | |

CARACTERÍSTICAS TÉCNICAS ANTIDESLIZAMIENTO | ANTI-SLIP CHARACTERISTICS

| Ensayo Essay | Características Features | Resultado Result | | |
|----------------|--|--------------------|------------------------|------------------------|
| | | NATURAL | ANTISLIP BUSH HAMMERED | ANTISLIP BUSH HAMMERED |
| DIN 51130 | Ángulo crítico (Pies calzados) Critical angle (footwear) | R9 | R10 | R11 |
| DIN 51097 | Ángulo crítico (Pies descalzos) Critical angle (Wet loaded barefoot) | - | A+B | A+B+C |
| BS 7976-2 | Antideslizamiento (Test del péndulo) Slip resistance (Pendulum test-PTV) | - | +36 Wet | +36 Wet |
| UNE 41901 EX | Antideslizamiento (Test del péndulo) Slip resistance (Pendulum test) | Class 1 | Class 2 | Class 3 |
| ANSI A137.1 | Coefficiente de Fricción Dinámico Dynamic Coefficient of Friction (DCOF) | >0,42 | >0,42 | >0,42 |
| ISO 10545-6 | Resistencia a la Abrasión Profunda Resistance to Deep Abrasion | < 175 mm3 | < 175 mm3 | < 175 mm3 |



COMPLEMENTARY
PIECE



PIECE POOL



PACKING

+ INFO | Pag. 260

Mystic 4D



Nature White_60*120 SF Nature White_60*60 BHA D. Nature Mosaic
P.V ANG.P.V. E.P.V Rej. Ang.Rej. T.Rej. Nature White

Nature floor



White



Beige




Grey



Anthracite


MATCHING WALL COLLECTIONS
NATURE_WHITE BODY | Pag. 237

NATURE



90 * 90 * 1 cm | 36 * 36"


| RECTIFIED | SOFT | ANTISLIP BUSH HAMMERED |
|------------|-------|------------------------|
| | BN48 | BN90 |
| WHITE | 25742 | 25755 |
| GREY | 25747 | 25756 |
| BEIGE | 25748 | 25757 |
| ANTHRACITE | 25749 | 25758 |



60 * 60 * 1 cm | 24 * 24"

| RECTIFIED | SOFT | ANTISLIP BUSH HAMMERED |
|------------|-------|------------------------|
| | BN33 | BN88 |
| WHITE | 25764 | 25801 |
| GREY | 25765 | 25802 |
| BEIGE | 25766 | 25803 |
| ANTHRACITE | 25767 | 25804 |


D. NATURE MOSAIC



30 * 30 cm | 12 * 12"

| NO RECTIFIED | SOFT |
|--------------|-------|
| | P37 |
| WHITE | 26086 |
| GREY | 26084 |
| BEIGE | 26083 |
| ANTHRACITE | 26082 |

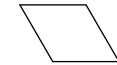
D. NATURE SPAC



30 * 30 cm | 12 * 12"

| NO RECTIFIED | SOFT |
|--------------|-------|
| | P58 |
| WHITE | 26101 |
| GREY | 26099 |
| BEIGE | 26098 |
| ANTHRACITE | 26097 |

RHOM. NATURE




14,8 * 17 cm | 6 * 7"

| NO RECTIFIED | SOFT |
|--------------|-------|
| | P17 |
| WHITE | 26189 |
| GREY | 26188 |
| BEIGE | 26187 |
| ANTHRACITE | 26186 |



75,5 * 151 * 1 cm | 30 * 59"

| RECTIFIED | SOFT |
|------------|-------|
| | BN118 |
| WHITE | 25841 |
| GREY | 25842 |
| BEIGE | 25843 |
| ANTHRACITE | 25844 |



60 * 120 * 1 cm | 24 * 48"

| RECTIFIED | SOFT | ANTISLIP BUSH HAMMERED |
|------------|-------|------------------------|
| | BN72 | BN116 |
| WHITE | 25818 | 25829 |
| GREY | 25819 | 25830 |
| BEIGE | 25820 | 25831 |
| ANTHRACITE | 25821 | 25832 |



29 * 90 * 1 cm | 12 * 36"

| RECTIFIED | SOFT |
|------------|-------|
| | BN114 |
| WHITE | 26212 |
| GREY | 26211 |
| BEIGE | 26210 |
| ANTHRACITE | 26204 |

| |
|------------------------|
| |
| SOFT |
| 90 * 90 cm 36 * 36" |
| 60 * 120 cm 24 * 48" |
| U4 P3 E3 C2 |
| 60 * 60 cm 24 * 24" |
| U4 P4+ E3 C2 |

CARACTERÍSTICAS TÉCNICAS
TECHNICAL CHARACTERISTICS

| joint | frost proof | versatile | full body |
|------------------|-----------------|------------------|-----------|
| | | | |
| different shades | shade variation | various graphics | |
| | | | |

CARACTERÍSTICAS TÉCNICAS ANTIDESLIZAMIENTO | ANTI-SLIP CHARACTERISTICS

| Ensayo Essay | Características Features | Resultado Result | |
|----------------|--|--------------------|-------------|
| | | SOFT | ANTISLIP BH |
| DIN 51130 | Ángulo crítico (Pies calzados) Critical angle (footwear) | R10 | R11 |
| DIN 51097 | Ángulo crítico (Pies descalzos) Critical angle (Wet loaded barefoot) | A+B | A+B+C |
| BS 7976-2 | Antideslizamiento (Test del péndulo) Slip resistance (Pendulum test-PTV) | +36 Wet | +36 Wet |
| UNE 41901 EX | Antideslizamiento (Test del péndulo) Slip resistance (Pendulum test) | Class 2 | Class 3 |
| ANSI A.1371 | Coefficiente de Fricción Dinámico Dynamic Coefficient of Friction (DCOF) | > 0,42 | > 0,42 |
| ISO 10545-6 | Resistencia a la Abrasión Profunda Resistance to Deep Abrasion | < 175 mm³ | < 175 mm³ |



COMPLEMENTARY
PIECE



PIECE POOL



PACKING

+ INFO | Pag. 260

Nature floor



Planet White



Planet Silver_60*60 A P.V. | Ang. PV | E.P.V. | Rej. | Ang.Rej. | T. Rej. | P. | D. Planet Silver Mosaic



Planet
Bone SF_90x90

Planet



Anthracite



Silver



White




Bone



Mud

PLANET



90 * 90 * 1 cm | 36 * 36"


| RECTIFIED | SOFT BN48 | NATURAL BN48 | ANTISLIP BN90 |
|-----------|--------------|-----------------|------------------|
| ANTH | 25019 | 25061 | 25056 |
| SILVER | 25023 | 25065 | 25060 |
| BONE | 25020 | 25062 | 25057 |
| MUD | 25022 | 25064 | 25059 |
| WHITE | 25774 | 25776 | - |



60 * 60 * 1 cm | 24 * 24"

| RECTIFIED | SOFT BN33 | NATURAL BN33 | ANTISLIP BN88 |
|-----------|--------------|-----------------|------------------|
| ANTH | 25071 | 25101 | 25076 |
| SILVER | 25075 | 25105 | 25080 |
| BONE | 25072 | 25102 | 25077 |
| MUD | 25074 | 25104 | 25079 |
| WHITE | 25190 | 25780 | - |

D. PLANET
MOSAIC



30 * 30 cm | 12 * 12"


| NO RECTIFIED | SOFT P37 |
|-----------------|-------------|
| ANTH | 22502 |
| SILVER | 22504 |
| BONE | 22505 |
| MUD | 22506 |
| WHITE | 25800 |

ARR. PLANET



34,4 * 14,6 cm | 14 * 6"

| NO RECTIFIED | SOFT P35 | |
|-----------------|-------------|-------|
| | 1 | 2 |
| ANTH | 22490 | 22495 |
| SILVER | 22494 | 22499 |
| BONE | 22491 | 22496 |
| MUD | 22493 | 22498 |
| WHITE | 25794 | 25796 |



75,5 * 151 * 1 cm | 30 * 59"

| RECT. | SOFT BN118 |
|--------|---------------|
| ANTH | 26064 |
| SILVER | 26065 |
| BONE | 26068 |
| MUD | 26069 |
| WHITE | 26066 |



60 * 120 * 1 cm | 24 * 48"

| RECT. | SOFT BN72 |
|--------|--------------|
| ANTH | 25177 |
| SILVER | 25180 |
| BONE | 25179 |
| MUD | 25178 |
| WHITE | 25181 |



29 * 90 * 1 cm | 12 * 36"

| RECT. | SOFT BN114 |
|--------|---------------|
| ANTH | 25009 |
| SILVER | 25013 |
| BONE | 25010 |
| MUD | 25012 |
| WHITE | 25812 |



30 * 60 * 1 cm | 12 * 24"

| RECT. | SOFT BN39 |
|--------|--------------|
| ANTH | 25096 |
| SILVER | 25100 |
| BONE | 25097 |
| MUD | 25099 |
| WHITE | 25187 |

TRI. PLANET



8,6 * 29,6 cm | 3 * 12"

| NO RECTIFIED | SOFT P15 |
|-----------------|-------------|
| ANTH | 22485 |
| SILVER | 22489 |
| BONE | 22486 |
| MUD | 22488 |
| WHITE | 25798 |

CARACTERÍSTICAS TÉCNICAS | TECHNICAL CHARACTERISTICS

| joint | frost proof | versatile | matt | full body | different shades | shade variation | variousgraphics |
|-------|-------------|-----------|------|-------------------------|------------------|-----------------|-----------------|
| | | | | anth, silver, bone, mud | | V1 | |

CARACTERÍSTICAS TÉCNICAS ANTIDESLIZAMIENTO | ANTI-SLIP CHARACTERISTICS

| Ensayo Essay | Características Features | Resultado Result | | |
|----------------|--|--------------------|-----------|-----------|
| | | SOFT | NATURAL | ANTISLIP |
| DIN 51130 | Ángulo crítico (Pies calzados) Critical angle (footwear) | R9 | R10 | R12 |
| DIN 51097 | Ángulo crítico (Pies descalzos) Critical angle (Wet loaded barefoot) | A+B | A+B | A+B+C |
| BS 7976-2 | Antideslizamiento (Test del péndulo) Slip resistance (Pendulum test-PTV) | +36 Wet | +36 Wet | +36 Wet |
| UNE 41901 EX | Antideslizamiento (Test del péndulo) Slip resistance (Pendulum test) | Class 1 | Class 2 | Class 3 |
| AINSI A137.1 | Coeficiente de Fricción Dinámico Dynamic Coefficient of Friction (DCOF) | > 0,42 | > 0,42 | > 0,42 |
| ISO 10545-6 | Resistencia a la Abrasión Profunda Resistance to Deep Abrasion (ANTH, SILVER, BONE, MUD) | < 175 mm3 | < 175 mm3 | < 175 mm3 |
| ISO 10545-7 | Resistencia a la Abrasión Superficial Resistance to Surface Abrasion (WHITE) | PEI 4 | PEI 4 | PEI 4 |



COMPLEMENTARY
PIECE



PIECE POOL



PACKING

+ INFO | Pag. 260

Planet




Satya-H_90*90



Satya-G_90*90 R. R.P. P.V. Ang. P.V. E.P.V. Rej. Ang. Rej.



SATYA



15 patterns

90 * 90 * 1 cm | 36 * 36"

| RECTIFIED | NATURAL | ANTISLIP |
|-----------|---------|----------|
| | BN48 | BN90 |
| B | 25442 | 25445 |
| H | 25444 | 25447 |
| G | 25443 | 25446 |

D. SATYER



30 * 30 cm | 12 * 12"

| NO RECTIFIED | NATURAL |
|--------------|---------|
| | P45 |
| B | 21424 |
| H | 21415 |
| G | 21416 |



26201 L. GOLDEN/MAT/90 _ 90 * 0,5 cm
35 * 0,2" _ **P39**



26200 ALUMINIO/90/MAT _ 90 * 0,5 cm
35 * 0,2" _ **P39**

CARACTERÍSTICAS TÉCNICAS | TECHNICAL CHARACTERISTICS

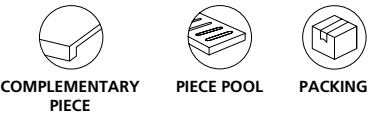
| joint | frost proof | versatile | matt | shade variation | various graphics | different shades |
|-------|-------------|-----------|------|-----------------|------------------|------------------|
| | | | | | | |

| | 90 * 90 cm 36 * 36" |
|--|-----------------------|
|--|-----------------------|

| | NATURAL | ANTISLIP |
|-----------|--------------|--------------|
| SATYA B | U3 P3 E3 C2 | |
| SATYA G | U2S P3 E3 C2 | |
| SATYA H | U3 P3 E3 C2 | |
| SATYA B/A | | U3S P3 E3 C2 |
| SATYA G/A | | U2S P3 E3 C2 |
| SATYA H/A | | U3S P3 E3 C2 |

CARACTERÍSTICAS TÉCNICAS ANTIDESLIZAMIENTO | ANTI-SLIP CHARACTERISTICS

| Ensayo Essay | Características Features | Resultado Result | |
|----------------|--|--------------------|----------|
| | | NATURAL | ANTISLIP |
| DIN 51130 | Ángulo crítico (Pies calzados) Critical angle (footwear) | R9 | R11 |
| DIN 51097 | Ángulo crítico (Pies descalzos) Critical angle (Wet loaded barefoot) | A+B | A+B+C |
| BS 7976-2 | Antideslizamiento (Test del péndulo) Slip resistance (Pendulum test-PTV) | +36 Wet | +36 Wet |
| UNE 41901 EX | Antideslizamiento (Test del péndulo) Slip resistance (Pendulum test) | Class 1 | Class 3 |
| ANSI A137.1 | Coefficiente de Fricción Dinámico Dynamic Coefficient of Friction (DCOF) | - | > 0,42 |
| ISO 10545-7 | Resistencia a la Abrasión Superficial Resistance to Surface Abrasion | PEI 4 | PEI 4 |




+ INFO | Pag. 260


Satya



Shark-N_60*60




SHARK



90 * 90 * 1 cm | 36 * 36"

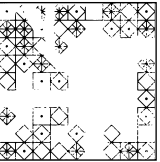
| RECTIFIED | NATURAL | LAPATTO |
|-----------|---------|---------|
| | BN48 | BN42 |
| B | 25531 | 25534 |
| S | 25532 | 25535 |
| N | 25533 | 25536 |



60 * 60 * 1 cm | 24 * 24"

| RECTIFIED | NATURAL | LAPATTO |
|-----------|---------|---------|
| | BN33 | BN38 |
| B | 25527 | 25524 |
| S | 25528 | 25525 |
| N | 25529 | 25526 |

MOTOWN



60 * 60 * 1 cm | 24 * 24"

| RECTIFIED | NATURAL | LAPATTO |
|-----------|---------|---------|
| | BN40 | BN83 |
| B | 25556 | 25570 |
| S | 25569 | 25571 |
| N | 25568 | 25572 |



26201 L. GOLDEN/MAT/90 _ 90 * 0,5 cm
35 * 0,2" _ P39



26200 ALUMINIO/90/MAT _ 90 * 0,5 cm
35 * 0,2" _ P39

CARACTERÍSTICAS TÉCNICAS | TECHNICAL CHARACTERISTICS

| joint | frost proof | versatile | matt | different shades | shade variation | various graphics |
|-------|-------------|-----------|------|------------------|-----------------|------------------|
| | | | | | | |

CARACTERÍSTICAS TÉCNICAS ANTIDESLIZAMIENTO | ANTI-SLIP CHARACTERISTICS

| Ensayo Essay | Características Features | Resultado Result | |
|----------------|--|--------------------|---------|
| | | NATURAL | LAPATTO |
| DIN 51130 | Ángulo crítico (Pies calzados) Critical angle (footwear) | R10 | R9 |
| DIN 51097 | Ángulo crítico (Pies descalzos) Critical angle (Wet loaded barefoot) | A+B | - |
| BS 7976-2 | Antideslizamiento (Test del péndulo) Slip resistance (Pendulum test-PTV) | +36 Wet | - |
| UNE 41901 EX | Antideslizamiento (Test del péndulo) Slip resistance (Pendulum test) | Class 2 | Class 2 |
| ISO 10545-7 | Resistencia a la Abrasión Superficial Resistance to Surface Abrasion | PEI 4 | PEI 4 |

| | 60 * 60 cm 24 * 24" | 60 * 60 cm 24 * 24" |
|---------|-----------------------|-----------------------|
| | NATURAL | LAPATTO |
| SHARK B | U3S P3 E3 C2 | U4 P4 E3 C2 |
| SHARK S | U3 P3 E3 C2 | U4 P4 E3 C2 |
| SHARK N | U3 P3 E3 C2 | U4 P4 E3 C2 |



COMPLEMENTARY
PIECE



PIECE POOL



PACKING



+ INFO | Pag. 260

Shark




Unique_19,5 * 121,5
T.Oxik

UNIQUE

| | | | | | |
|---|---------|-------------|---|---------|-------------|
|  | | 42 patterns |  | | 42 patterns |
| 19,5 * 121,5 * 1 cm 8 * 48" | | | 15 * 90 * 1 cm 6 * 36" | | |
| RECTIFIED | NATURAL | | RECTIFIED | NATURAL | |
| | BN2 | | | BN27 | |
| UNIQUE | 25645 | | UNIQUE | 25646 | |


T.BARCELOS

| | | |
|---|-------------------------|---------|
|  | 19,5 * 19,5 cm 8 * 8" | |
| | RECTIFIED | NATURAL |
| | P23 | |
| T. BARCELOS | 25371 | |



T. BARCELOS









T.OXIK

| | | |
|--|-------------------------|---------|
|  | 19,5 * 19,5 cm 8 * 8" | |
| | RECTIFIED | NATURAL |
| | P23 | |
| T. OXIK | 25372 | |



T. OXIK

CARACTERÍSTICAS TÉCNICAS | TECHNICAL CHARACTERISTICS

| | | | | | | | |
|---|---|---|---|---|---|---|---|
| joint | frost proof | versatile | matt/ gloss | different shades | shade variation | various graphics | various moulds |
|  |  |  |  |  |  |  |  |

CARACTERÍSTICAS TÉCNICAS ANTIDESLIZAMIENTO | ANTI-SLIP CHARACTERISTICS

| Ensayo Essay | Características Features | Resultado Result |
|----------------|--|--------------------|
| DIN 51130 | Ángulo crítico (Pies calzados) Critical angle (footwear) | R9 |
| UNE 41901 EX | Antideslizamiento (Test del péndulo) Slip resistance (Pendulum test) | Class 1 |



COMPLEMENTARY
PIECE



PIECE POOL



PACKING

+ INFO | Pag. 260

Unique



Verbier Honey
_24*151 AS


Verbier floor



Verbier Ash_24*151 AS



Verbier Taupe_24*151 AS




Verbier Cigar
_24*151 AS

Verbier floor

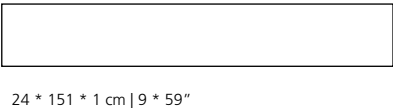


Verbier Straw
_24*151 AS

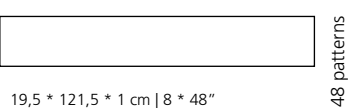
MATCHING WALL COLLECTIONS
VERBIER_WHITE BODY | Pag. 255



VERBIER floor



| RECTIFIED | ALL IN ONE BN121 |
|-----------|---------------------|
| ASH | 31730 |
| CHERRY | 31599 |
| CIGAR | 31601 |
| HONEY | 31604 |
| MAPLE | 31603 |
| STRAW | 31600 |
| TAUPE | 31602 |



| RECTIFIED | ALL IN ONE BN95 |
|-----------|--------------------|
| ASH | 32079 |
| CHERRY | 32080 |
| CIGAR | 32081 |
| HONEY | 32078 |
| MAPLE | 32082 |
| STRAW | 32083 |
| TAUPE | 32084 |

D. VERBIER CHEV.



| RECTIFIED | ALL IN ONE P53 |
|-----------|-------------------|
| ASH | 32092 |
| CHERRY | 32093 |
| CIGAR | 32094 |
| HONEY | 32095 |
| MAPLE | 32096 |
| STRAW | 32097 |
| TAUPE | 32098 |

CARACTERÍSTICAS TÉCNICAS | TECHNICAL CHARACTERISTICS

| joint | frost proof | versatile | matt | varios moulds | different shades | shade variation | various graphics |
|-------|-------------|-----------|------|---------------|------------------|-----------------|------------------|
| | | | | | | | |

CARACTERÍSTICAS TÉCNICAS ANTIDESLIZAMIENTO | ANTI-SLIP CHARACTERISTICS

| Ensayo Essay | Características Features | Resultado Result |
|----------------|--|--------------------|
| | | ALL IN ONE |
| DIN 51130 | Ángulo crítico (Pies calzados) Critical angle (footwear) | R11 |
| DIN 51097 | Ángulo crítico (Pies descalzados) Critical angle (Wet loaded barefoot) | A+B+C |
| BS 7976-2 | Antideslizamiento (Test del péndulo) Slip resistance (Pendulum test-PTV) | +36 Wet |
| UNE-ENV 12633 | Antideslizamiento (Test del péndulo) Slip resistance (Pendulum test) | Class 3 |
| ANSI A137.1 | Coefficiente de Fricción Dinámico Dynamic Coefficient of Friction (DCOF) | > 0,42 |



COMPLEMENTARY
PIECE



PIECE POOL




PACKING

+ INFO | Pag. 260

Verbier floor



Nature White
Decor_32*90



Whistler Honey
_24*151 A

Whistler



Whistler Honey
_24*151




Taupe



Maple



Honey



Brown

WHISTLER



24 * 151 * 1 cm | 9 * 59"

| RECTIFIED | NATURAL | ANTISLIP |
|-----------|---------|----------|
| | BN93 | BN121 |
| BROWN | 23930 | 25370 |
| HONEY | 23929 | 25376 |
| MAPLE | 23928 | 25377 |
| TAUPE | 23927 | 25378 |

CARACTERÍSTICAS TÉCNICAS | TECHNICAL CHARACTERISTICS

| joint | frost proof | versatile | matt | different shades | shade variation | various graphics | various moulds |
|-------|-------------|-----------|------|------------------|-----------------|------------------|----------------|
| | | | | | | | |

CARACTERÍSTICAS TÉCNICAS ANTIDESLIZAMIENTO | ANTI-SLIP CHARACTERISTICS

| Ensayo Essay | | Características Features | | Resultado Result | |
|----------------|--|----------------------------|--|--------------------|----------|
| | | | | NATURAL | ANTISLIP |
| DIN 51130 | Ángulo crítico (Pies calzados) Critical angle (footwear) | | | R9 | R11 |
| DIN 51097 | Ángulo crítico (Pies descalzos) Critical angle (Wet loaded barefoot) | | | - | A+B |
| BS 7976-2 | Antideslizamiento (Test del péndulo) Slip resistance (Pendulum test-PTV) | | | - | +36 Wet |
| UNE 41901 EX | Antideslizamiento (Test del péndulo) Slip resistance (Pendulum test) | | | Class 1 | Class 3 |
| AINSI A137.1 | Coefficiente de Fricción Dinámico Dynamic Coefficient of Friction (DCOF) | | | > 0,42 | > 0,42 |
| ISO 10545-7 | Resistencia a la Abrasión Superficial Resistance to Surface Abrasion | | | HONEY_PEI 4 | PEI 4 |



COMPLEMENTARY
PIECE



PIECE POOL



PACKING

+ INFO | Pag. 260

Whistler

WHITE BODY

tiles

| | |
|---|-----|
| CLUNY wall | 171 |
| COTTON | 177 |
| DANUBIO | 181 |
| DONNA | 183 |
| DOWNTOWN wall | 185 |
| ERTA | 191 |
| FROZEN | 193 |
| GHENT wall | 197 |
| GRANIER wall | 201 |
| GROUND wall | 205 |
| GRUNGE wall | 209 |
| ICE | 217 |
| LACCIO | 223 |
| LUCCA wall | 225 |
| MANHATTAN wall | 229 |
| MITTE wall | 235 |
| NATURE wall | 237 |
| PALETTE | 239 |
| PURE | 243 |
| SALINES | 251 |
| VERBIER wall | 255 |
| VIBRATO | 259 |
| | |
| PIEZA COMPLEMENTARIA COMPLEMENTARY PIECE | 261 |
| PIEZA PISCINA POOL PIECE | 263 |
| EMBALAJE PACKING | 265 |




Cluny
White_33,3*100

Cluny decor
White_33,3*100

Cluny wall



Cluny Sand_33,3*100
Cluny Textured Sand_33,3*100



Cluny Textured
Sand_33,3*100

Cluny wall



CLUNY White



CLUNY Sand



CLUNY Silver



CLUNY White
Texture



CLUNY Sand
Texture



CLUNY Silver
Texture

CLUNY



12 patterns

| 33,3 * 100 * 0,75 cm 13 * 39" | | |
|---------------------------------|---------|--|
| RECTIFIED | NATURAL | |
| | BN65 | |
| SAND | 36365 | |
| SILVER | 36366 | |
| WHITE | 36363 | |

CLUNYTEXTURED



12 patterns

| 33,3 * 100 * 0,75 cm 13 * 39" | | |
|---------------------------------|---------|--|
| RECTIFIED | NATURAL | |
| | BN65 | |
| SAND | 36368 | |
| SILVER | 36370 | |
| WHITE | 36364 | |

MATCHING FLOOR COLLECTIONS
CLUNY_PORCELAIN | Pag. 69



CLUNY White
Decor




CLUNY Sand
Decor



CLUNY Silver
Decor

CLUNY DECOR



12 patterns

| 33,3 * 100 * 0,86 cm 13 * 39" | | |
|---------------------------------|---------|--|
| RECTIFIED | NATURAL | |
| | BN66 | |
| SAND | 36369 | |
| SILVER | 36371 | |
| WHITE | 36367 | |

CLUNY FLOOR



CLUNY White



CLUNY Sand



CLUNY Beige



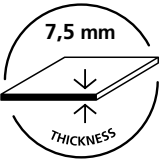
CLUNY Silver

CLUNY FLOOR



10 patterns

| 100 * 100 * 0,8 cm 39 * 39" | | | |
|--------------------------------|--------|-------|--|
| RECTIFIED | SHAPED | | |
| | BN135 | BN136 | |
| BEIGE | 36337 | | |
| SAND | 36338 | | |
| SILVER | 36339 | | |
| WHITE | 36336 | | |



CARACTERÍSTICAS TÉCNICAS | TECHNICAL CHARACTERISTICS

| | | | | | |
|-------|------------|------|-----------------|-----------------|------------------|
| joint | wall tiles | matt | diferent shades | shade variation | various graphics |
| | | | | | |

Cluny wall





Cotton
Diamond_33,3*100

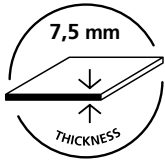


Cotton
Fold_33,3*100

Cotton



Cotton
Waves_33,3*100



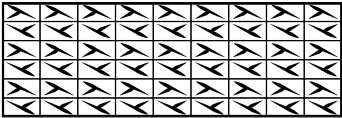
COTTON



33,3 * 100 * 0,75 cm | 13 * 39"

| RECTIFIED | EXTRA WHITE |
|-----------|-------------|
| | BN4 |
| COTTON | 30852 |

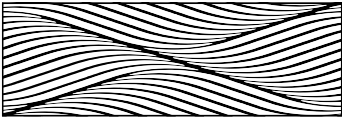
COTTON FOLD



33,3 * 100 * 0,86 cm | 13 * 39"

| RECTIFIED | EXTRA WHITE |
|-----------|-------------|
| | BN5 |
| FOLD | 30855 |

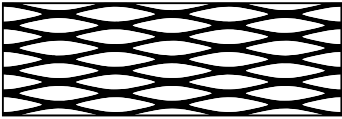
COTTON WAVES



33,3 * 100 * 0,86 cm | 13 * 39"

| RECTIFIED | EXTRA WHITE |
|-----------|-------------|
| | BN5 |
| WAVES | 30856 |

COTTON DIAMOND



33,3 * 100 * 0,86 cm | 13 * 39"

| RECTIFIED | EXTRA WHITE |
|-----------|-------------|
| | BN5 |
| DIAMOND | 30854 |

CARACTERÍSTICAS TÉCNICAS | TECHNICAL CHARACTERISTICS

| joint | wall tiles | matt | thickness |
|-------|------------|------|-----------|
| | | | |

Cotton



Danubio-H Vosgos-H
Aluminio/90



DANUBIO G



DANUBIO H



VOSGOS G



VOSGOS H

DANUBIO

| | | | |
|--|-----------------|--------------------------------|-----------------|
| <div><div></div><div>12 patterns</div></div> | | | |
| 32 * 90 * 1,05 cm 13 * 36" | | 33 * 91 * 1,05 cm 13 * 36" | |
| RECTIFIED | NATURAL BN29 | NO RECTIFIED (joint 1,5 mm) | NATURAL BN21 |
| G | 14430 | G | 14364 |
| H | 14431 | H | 14365 |



26200 ALUMINIO/90/MAT _ 90 * 0,5 cm | 35 * 0,2" _ P39



07021 ACERO/90 _ 1,5 * 90 cm | 0,6 * 36" _ P30

VOSGOS

| | | | |
|--|-----------------|--------------------------------|-----------------|
| <div><div></div><div>12 patterns</div></div> | | | |
| 32 * 90 * 1,05 cm 13 * 36" | | 33 * 91 * 1,05 cm 13 * 36" | |
| RECTIFIED | NATURAL BN36 | NO RECTIFIED (joint 1,5 mm) | NATURAL BN25 |
| G | 14432 | G | 14406 |
| H | 14433 | H | 14405 |



07605 ALUMINIO/90 _ 0,5 * 90 cm | 0,2 * 36" _ P39



26201 L. GOLDEN/MAT/90 _ 90 * 0,5 cm | 35 * 0,2" _ P39

CARACTERÍSTICAS TÉCNICAS | TECHNICAL CHARACTERISTICS

| | | | | | |
|-------|------------|------|-----------------|-----------------|------------------|
| joint | wall tiles | matt | diferent shades | shade variation | various graphics |
| | | | | | |



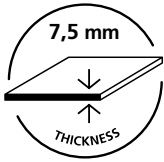
PACKING

+ INFO | Pag. 264

Danubio



Donna Sand
Decor_33,3*100



DONNA White



DONNA Sand



DONNA Silver



DONNA White decor



DONNA Sand decor



DONNA Silver decor

DONNA



25 patterns

| 33,3 * 100 * 0,75 cm 13 * 39" | |
|---------------------------------|---------|
| RECTIFIED | NATURAL |
| | BN65 |
| SAND | 27534 |
| SILVER | 27535 |
| WHITE | 27536 |

*D. DONNA LEAVES

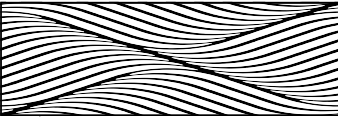


33,3 * 100 * 0,75 cm | 13 * 39"

| RECTIFIED | NATURAL |
|-----------|---------|
| | P77 |
| WHITE | 27776 |

* Se comercializan en conjuntos de 2 piezas.
Precio por pieza individual. ...They are sold in
groups of 2 pieces. Price to the individual piece.

DONNA DECOR



25 patterns

| 33,3 * 100 * 0,86 cm 13 * 39" | |
|---------------------------------|---------|
| RECTIFIED | NATURAL |
| | BN66 |
| SAND | 27539 |
| SILVER | 27538 |
| WHITE | 27537 |



22303 ALUMINIO/100/MAT _ 100 * 0,5 cm | 39 * 0,2" _ P42

26153 L. GOLDEN/MAT/100 _ 100 * 0,5 cm | 39 * 0,2" _ P42



100 * 180 cm | 39 * 71"

SHAPED

WALLPE3C2

CARACTERÍSTICAS TÉCNICAS | TECHNICAL CHARACTERISTICS

| joint | wall tiles | matt | thickness |
|-------|------------|------|-----------|
| | | | |



PACKING

+ INFO | Pag. 264

Donna




Downtown Beige_33,3*100 SP
Downtown Beige_90*90 SP
Lenk Walnut 19,5*121,5 AS




Downtown Material
Beige_33,3*100 SP

Downtown wall



Downtown Grey_33,3*100 SP
Downtown Triangle Grey_33,3*100 SP
Downtown Grey_60*60




Downtown Triangle
White_33,3*100 SP

Downtown wall



DOWNTOWN
White



DOWNTOWN
White Triangle



DOWNTOWN
Beige



DOWNTOWN
Beige Triangle



DOWNTOWN
Grey



DOWNTOWN
Grey Triangle


DOWNTOWN



14 patterns

| 33,3 * 100 * 0,75 cm 13 * 39" | | |
|---------------------------------|--------|--|
| RECTIFIED | SHAPED | |
| | BN8 | |
| BEIGE | 29725 | |
| GREY | 29724 | |
| WHITE | 29723 | |

DOWNTOWN TRIANGLE



7 patterns

| 33,3 * 100 * 0,86 cm 13 * 39" | | |
|---------------------------------|--------|--|
| RECTIFIED | SHAPED | |
| | BN10 | |
| BEIGE | 29727 | |
| GREY | 29726 | |
| WHITE | 29728 | |

MATCHING FLOOR COLLECTIONS
DOWNTOWN_PORCELAIN | Pag. 77



DOWNTOWN
White Material




DOWNTOWN
Beige Material



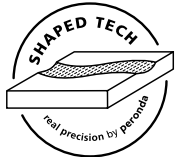
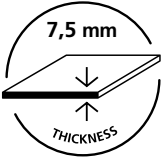
DOWNTOWN
Grey Material

DOWNTOWN MATERIAL



7 patterns

| 33,3 * 100 * 0,86 cm 13 * 39" | | |
|---------------------------------|--------|--|
| RECTIFIED | SHAPED | |
| | BN10 | |
| BEIGE | 30754 | |
| GREY | 30756 | |
| WHITE | 30755 | |



DOWNTOWN FLOOR



DOWNTOWN
White



DOWNTOWN
Beige




DOWNTOWN
Grey



DOWNTOWN
Anthracite

DOWNTOWN FLOOR



26 patterns

| 60 * 60 * 1 cm 24 * 24" | | |
|---------------------------|---------|--|
| RECTIFIED | NATURAL | |
| | BN33 | |
| ANTHRACITE | 29698 | |
| BEIGE | 29700 | |
| GREY | 29699 | |
| WHITE | 29689 | |

CARACTERÍSTICAS TÉCNICAS | TECHNICAL CHARACTERISTICS

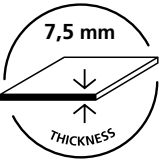
| | | | | | |
|-------|------------|------|-----------------|-----------------|------------------|
| joint | wall tiles | matt | diferent shades | shade variation | various graphics |
| | | | | | |

Downtown wall





Erta Beige Decor
Erta Beige_25*75



ERTA Beige



ERTA Beige | Decor



ERTA Silver



ERTA Silver | Decor

ERTA



12 patterns



12 patterns

33,3 * 100 * 0,75 cm | 13 * 39"

| RECTIFIED | NATURAL |
|-----------|---------|
| | BN65 |
| BEIGE | 22122 |
| SILVER | 22124 |


25 * 75 * 1,05 cm | 10 * 30"

| NO RECTIFIED (joint 1,5 mm) | NATURAL |
|--------------------------------|---------|
| | BN16 |
| BEIGE | 21842 |
| SILVER | 21843 |




22303 ALUMINIO/100/MAT _ 100 * 0,5 cm | 39 * 0,2" _ P42

ERTA DECOR



6 patterns



6 patterns

33,3 * 100 * 0,75 cm | 13 * 39"

| RECTIFIED | NATURAL |
|-----------|---------|
| | BN66 |
| BEIGE | 22123 |
| SILVER | 22125 |

25 * 75 * 1,05 cm | 10 * 30"

| NO RECTIFIED (joint 1,5 mm) | NATURAL |
|--------------------------------|---------|
| | BN20 |
| BEIGE | 21841 |
| SILVER | 21840 |



26153 L. GOLDEN/MAT/100 _ 100 * 0,5 cm | 39 * 0,2" _ P42

CARACTERÍSTICAS TÉCNICAS | TECHNICAL CHARACTERISTICS

| joint | wall tiles | matt | diferent shades | shade variation | various graphics |
|-------|------------|------|-----------------|-----------------|------------------|
| | | | | | |

Erta




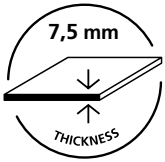
PACKING + INFO | Pag. 264



Frozen
Mosaic-W_100


Frozen

33,3 * 100 cm | 13 * 39”



FROZEN W

FROZEN




| 33,3 * 100 * 0,75 cm 13 * 39” | |
|---------------------------------|---------|
| RECTIFIED | NATURAL |
| | BN65 |
| W | 20585 |




FROZEN W | Lined

FROZEN LINED




| 33,3 * 100 * 0,75 cm 13 * 39” | |
|---------------------------------|---------|
| RECTIFIED | NATURAL |
| | BN66 |
| W | 22305 |



FROZEN W | Mosaic

FROZEN MOSAIC



| 33,3 * 100 * 0,75 cm 13 * 39” | |
|---------------------------------|---------|
| RECTIFIED | NATURAL |
| | BN66 |
| W | 21372 |



22245 ALUMINIQ/100 _ 100*0,5 cm | 39 * 0,2” _ P42



26153 L. GOLDEN/MAT/100 _ 100 * 0,5 cm | 39 * 0,2” _ P42

| | | |
|----------|--|--------------------------|
| FROZEN-W | | 33,3 * 100 cm 13 * 39” |
| | | NATURAL |
| | | WALLPE3C2 |

CARACTERÍSTICAS TÉCNICAS | TECHNICAL CHARACTERISTICS

| joint | wall tiles | gloss | thickness |
|-------|------------|-------|-----------|
| | | | |

| | | |
|----------|--|-----------------------|
| FROZEN-W | | 32 * 90 cm 13 * 36” |
| | | NATURAL |
| | | WALLPE3C2 |


CARACTERÍSTICAS TÉCNICAS | TECHNICAL CHARACTERISTICS

| joint | wall tiles | gloss |
|-------|------------|-------|
| | | |



PACKING + INFO | Pag. 264

Frozen



Ghent Beige_33,3*100 SP
Ghent Beige_100*100 SP
Verbier Taupe_24*151 AS



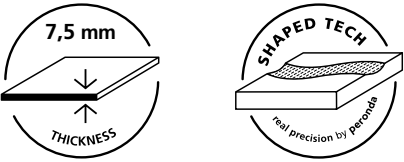
Ghent Beige Decor
_33,3*100 SP

Ghent wall



Ghent Decor
White_33,3*100 SP

MATCHING FLOOR COLLECTIONS
GHENT_PORCELAIN | Pag. 87



GHENT White



GHENT Beige



GHENT Silver



GHENT White decor




GHENT Beige decor




GHENT Silver decor

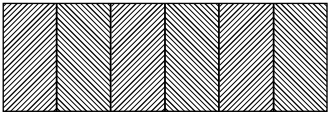
GHENT wall

|  12 patterns | 33,3 * 100 * 0,75 cm 13 * 39" | |
|---|---------------------------------|--------|
| | RECTIFIED | SHAPED |
| | | BN8 |
| | BEIGE | 31860 |
| | SILVER | 31862 |
| | WHITE | 31861 |

GHENT floor

|  20 patterns | 60 * 60 * 1 cm 24 * 24" | |
|---|---------------------------|---------|
| | RECTIFIED | NATURAL |
| | | BN33 |
| | BEIGE | 31755 |
| | GREY | 31756 |
| | SILVER | 31757 |
| | WHITE | 31754 |


GHENT DECOR

|  5 patterns | 33,3 * 100 * 0,86 cm 13 * 39" | |
|--|---------------------------------|--------|
| | RECTIFIED | SHAPED |
| | | BN10 |
| | BEIGE | 31863 |
| | SILVER | 31864 |
| | WHITE | 31865 |

PORCELAIN



CARACTERÍSTICAS TÉCNICAS | TECHNICAL CHARACTERISTICS

| joint | wall tiles | matt | diferent shades | shade variation | various graphics | thickness |
|---|---|---|---|---|---|---|
|  |  |  |  |  |  |  |



PACKING + INFO | Pag. 264

Ghent wall



Granier decor
Natural_33,3*100 SP



Granier decor
Taupe_33,3*100 SP

Granier wall



Granier decor
Honey_33,3*100 SP

MATCHING FLOOR COLLECTIONS
GRANIER_PORCELAIN | Pag. 91



GRANIER Taupe




GRANIER Natural



GRANIER Honey

GRANIER wall




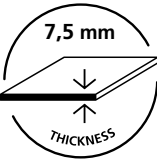
8 patterns

33,3 * 100 * 0,86 cm | 13 * 39"

| RECTIFIED | SHAPED BN10 |
|-----------|----------------|
| HONEY | 34773 |
| NATURAL | 34772 |
| TAUPE | 34774 |



PACKING



GRANIER FLOOR

PORCELAIN



Taupe



Ash



Natural




Maple



Honey

GRANIER FLOOR

PORCELAIN



36 patterns

24 * 151 * 1 cm | 9 * 59"

| RECTIFIED | ALL IN ONE BN121 |
|-----------|---------------------|
| ASH | 34641 |
| HONEY | 34637 |
| MAPLE | 34639 |
| NATURAL | 34638 |
| TAUPE | 34640 |

CARACTERÍSTICAS TÉCNICAS | TECHNICAL CHARACTERISTICS

| | | | | | | |
|-------|------------|------|-----------|-----------------|-----------------|------------------|
| joint | wall tiles | matt | thickness | diferent shades | shade variation | various graphics |
| | | | | | | |

Granier wall



Ground
Bone_33,3*100



Ground Bone
decor_33,3*100


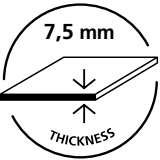


Ground wall




Ground
Silver_32*90


MATCHING FLOOR COLLECTIONS
GROUND_PORCELAIN | Pag. 101



GROUND White



GROUND Silver




GROUND Bone



GROUND White
decor



GROUND Silver
decor



GROUND Bone
decor

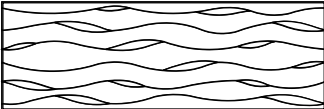
GROUND



15 patterns

| RECTIFIED | NATURAL |
|-----------|---------|
| | BN65 |
| BONE | 34761 |
| SILVER | 34762 |
| WHITE | 34763 |


GROUND DECOR



15 patterns


| RECTIFIED | NATURAL |
|-----------|---------|
| | BN66 |
| BONE | 34813 |
| SILVER | 34815 |
| WHITE | 34814 |

GROUND FLOOR



30 patterns


| RECTIFIED | SOFT |
|-----------|-------|
| | BN33 |
| BONE | 24936 |
| GREY | 24937 |
| SILVER | 24938 |



Bone



Grey



Silver

PORCELAIN

CARACTERÍSTICAS TÉCNICAS | TECHNICAL CHARACTERISTICS

| joint | wall tiles | matt | thickness | diferent shades | shade variation | various graphics |
|-------|------------|------|-----------|-----------------|-----------------|------------------|
| | | | | | | |



PACKING + INFO | Pag. 264

Ground wall



Grunge Beige
Stripes_32*90

Grunge Beige
Stripes_32*90

Grunge
Beige_60*60 AS

Grunge wall



Grunge White
Stripe_32*90



Grunge beige
Peak_32*90

Grunge wall



GRUNGE White



GRUNGE Beige




GRUNGE Grey



GRUNGE White Peak



GRUNGE Beige Peak



GRUNGE Grey Peak


GRUNGE wall



16 patterns


| 32 * 90 * 1,05 cm 13 * 36" | |
|------------------------------|---------|
| RECTIFIED | NATURAL |
| | BN29 |
| WHITE | 27490 |
| BEIGE | 27491 |
| GREY | 27492 |

D. GRUNGE WALL MOSAIC



| 30 * 30 cm 12 * 12" | |
|-----------------------|---------|
| NO RECTIFIED | NATURAL |
| | P44 |
| WHITE | 27612 |
| BEIGE | 27613 |
| GREY | 27614 |

GRUNGE PEAK



16 patterns

| 32 * 90 * 1,05 cm 13 * 36" | |
|------------------------------|---------|
| RECTIFIED | NATURAL |
| | BN36 |
| WHITE | 27497 |
| BEIGE | 27498 |
| GREY | 27496 |



| | |
|--|--|
| 07021 ACERO/90 _ 1,5 * 90 cm 0,6 * 36 _ P30 | |
| | |
| 20347 L. IRON ANTHRACITE _ 1,5 * 90 cm 0,6 * 36" _ P38 | |
| | |
| 20348 L. IRON MOCCHA _ 1,5 * 90 cm 0,6 * 36" _ P38 | |
| | |
| 07605 ALUMINIO/90 _ 0,5 * 90 cm 0,2 * 36 _ P39 | |

MATCHING FLOOR COLLECTIONS
GRUNGE_PORCELAIN | Pag. 107



GRUNGE White Stripes




GRUNGE Beige Stripes



GRUNGE Grey Stripes

GRUNGE STRIPES



16 patterns

| 32 * 90 * 1,05 cm 13 * 36" | |
|------------------------------|---------|
| RECTIFIED | NATURAL |
| | BN36 |
| WHITE | 27495 |
| BEIGE | 27493 |
| GREY | 27494 |

GRUNGE FLOOR



GRUNGE White



GRUNGE Beige



GRUNGE Grey



GRUNGE Anthracite

GRUNGE floor



30 patterns

| 60 * 60 * 1 cm 24 * 24" | |
|---------------------------|------------|
| RECTIFIED | ALL IN ONE |
| | BN88 |
| ANTHRACITE | 27409 |
| BEIGE | 27410 |
| GREY | 27411 |
| WHITE | 27408 |

CARACTERÍSTICAS TÉCNICAS | TECHNICAL CHARACTERISTICS

| | | | | | |
|-------|------------|------|-----------------|-----------------|------------------|
| joint | wall tiles | matt | diferent shades | shade variation | various graphics |
| | | | | | |

Grunge wall





Grunge Grey
Decor_25*75

25 * 75 cm | 10 * 30”



GRUNGE White



GRUNGE Beige



GRUNGE Grey



GRUNGE White
decor




GRUNGE Beige
decor



GRUNGE Grey
decor


GRUNGE

| | | | |
|---|-------------|------------------------------|--------------|
|  | 20 patterns | 25 * 75 * 1,05 cm 10 * 30” | |
| | | NO RECTIFIED | NATURAL BN16 |
| | | WHITE | 27156 |
| | | BEIGE | 27158 |
| | | GREY | 27157 |

D. GRUNGE WALL MOSAIC

| | | |
|---|-----------------------|-------------|
|  | 30 * 30 cm 12 * 12” | |
| | NO RECTIFIED | NATURAL P44 |
| | WHITE | 27612 |
| | BEIGE | 27613 |
| | GREY | 27614 |

GRUNGE DECOR

| | | | |
|---|------------|------------------------------|--------------|
|  | 7 patterns | 25 * 75 * 1,05 cm 10 * 30” | |
| | | NO RECTIFIED | NATURAL BN20 |
| | | WHITE | 27161 |
| | | BEIGE | 27159 |
| | | GREY | 27160 |

11899 ALUMINIO/75 _ 0,5 * 75 cm | 0,2 * 30” _ P36

20345 L. IRON SNUFF _ 1 * 75 cm | 0,4 * 30” _ P35

20346 L. IRON NATURAL _ 1 * 75 cm | 0,4 * 30” _ P35

CARACTERÍSTICAS TÉCNICAS | TECHNICAL CHARACTERISTICS

| | | | | | |
|---|---|---|---|---|---|
| joint | wall tiles | matt | diferent shades | shade variation | various graphics |
|  |  |  |  |  |  |

Grunge wall




PACKING

+ INFO | Pag. 264



Downtown
Anthracite_100*100 SP



Ice Diamond_33,3*100
Ice_33,3*100

Ice



Ice Fold_33,3*100
Ice_33,3*100

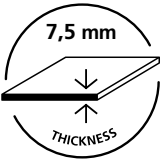
Ice




Ice Waves_33,3*100




PACKING + INFO | Pag. 264



ICE

| | | | |
|---|------------|---------------------------------|--|
|  | | 33,3 * 100 * 0,75 cm 13 * 39" | |
| RECTIFIED | EXTRAWHITE | | |
| | BN4 | | |
| COTTON | 30853 | | |


ICE FOLD

| | | | |
|---|------------|---------------------------------|--|
|  | | 33,3 * 100 * 0,86 cm 13 * 39" | |
| RECTIFIED | EXTRAWHITE | | |
| | BN5 | | |
| FOLD | 30859 | | |

ICE WAVES

| | | | |
|---|------------|---------------------------------|--|
|  | | 33,3 * 100 * 0,86 cm 13 * 39" | |
| RECTIFIED | EXTRAWHITE | | |
| | BN5 | | |
| WAVES | 30857 | | |

ICE DIAMOND

| | | | |
|---|------------|---------------------------------|--|
|  | | 33,3 * 100 * 0,86 cm 13 * 39" | |
| RECTIFIED | EXTRAWHITE | | |
| | BN5 | | |
| DIAMOND | 30858 | | |

CARACTERÍSTICAS TÉCNICAS | TECHNICAL CHARACTERISTICS

| joint | wall tiles | gloss | thickness |
|---|---|---|---|
|  |  |  |  |

Ice



Laccio Cement-G
Shark-S_90*90



LACCIO Cement-H



LACCIO Wood-H



LACCIO Cement-G

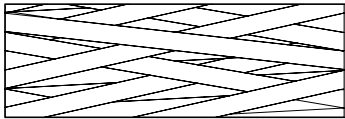


LACCIO Wood-G



LACCIO W

LACCIO



Cement/ Wood_ 4 patterns
W_ 1 patterns

| 32 * 90 * 1,05 cm 13 * 36" | |
|------------------------------|---------|
| RECTIFIED | NATURAL |
| | BN36 |
| CEMENT-H | 18502 |
| CEMENT-G | 18503 |
| WOOD-H | 18500 |
| WOOD-G | 18501 |
| W | 18158 |



07605 ALUMINIO/90 _ 0,5 * 90 cm | 0,2 * 36 _ P39



07021 ACERO/90 _ 1,5 * 90 cm | 0,6 * 36" _ P30



26201 L. GOLDEN/MAT/90 _ 90 * 0,5 cm | 35 * 0,2" _ P39

CARACTERÍSTICAS TÉCNICAS | TECHNICAL CHARACTERISTICS

| joint | wall tiles | matt | diferent shades | shade variation | various graphics |
|-------|------------|------|-----------------|-----------------|------------------|
| | | | | | |

Laccio





Lucca Beige_33,3*100 SP
Lucca Beige_90*90 AS



Lucca Decor
Beige_33,3*100 SP

Lucca wall



Lucca Decor
Grey_33,3*100 SP

MATCHING FLOOR COLLECTIONS
LUCCA_PORCELAIN | Pag. 123



LUCCA White



LUCCA Beige



LUCCA Grey



LUCCA White decor




LUCCA Beige decor



LUCCA Grey decor


LUCCA wall



21 patterns

| 33,3 * 100 * 0,75 cm 13 * 39" | |
|---------------------------------|--------|
| RECTIFIED | SHAPED |
| | BN8 |
| WHITE | 31789 |
| BEIGE | 31791 |
| GREY | 31790 |


LUCCA floor



20 patterns

| 60 * 60 * 1 cm 24 * 24" | |
|---------------------------|---------|
| RECTIFIED | NATURAL |
| | BN33 |
| ANTHRACITE | 31354 |
| BEIGE | 31355 |
| GREY | 31356 |
| WHITE | 31357 |

LUCCA DECOR



5 patterns

| 33,3 * 100 * 0,86 cm 13 * 39" | |
|---------------------------------|--------|
| RECTIFIED | SHAPED |
| | BN10 |
| WHITE | 31792 |
| BEIGE | 31794 |
| GREY | 31793 |

PORCELAIN



Anthracite



Beige



Grey



White

CARACTERÍSTICAS TÉCNICAS | TECHNICAL CHARACTERISTICS

| | | | | | | |
|-------|------------|------|-----------------|-----------------|------------------|-----------|
| joint | wall tiles | matt | diferent shades | shade variation | various graphics | thickness |
| | | | | | | |

Lucca wall



PACKING

+ INFO | Pag. 260



Manhattan
Bone_33,3*100 SP



Manhattan Bone
Wavy_33,3*100 SP

Manhattan wall



Manhattan
Bone_33,3*100 SP

Manhattan Bone
Wavy_33,3*100 SP



Manhattan White
Lines_33,3*100 SP

Manhattan wall



MANHATTAN
White



MANHATTAN
White Wavy



MANHATTAN
Bone



MANHATTAN
Bone Wavy



MANHATTAN
Silver



MANHATTAN
Silver Wavy


MANHATTAN



14 patterns

| 33,3 * 100 * 0,75 cm 13 * 39" | |
|---------------------------------|--------|
| RECTIFIED | SHAPED |
| | BN8 |
| BONE | 34752 |
| SILVER | 34753 |
| WHITE | 34754 |

MANHATTAN WAVY



14 patterns

| 33,3 * 100 * 0,86 cm 13 * 39" | |
|---------------------------------|--------|
| RECTIFIED | SHAPED |
| | BN10 |
| BEIGE | 34758 |
| GREY | 34756 |
| WHITE | 34760 |

MATCHING FLOOR COLLECTIONS
MANHATTAN_PORCELAIN | Pag. 133



MANHATTAN
White Lines



MANHATTAN
Bone Lines




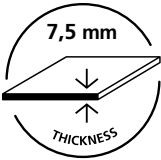
MANHATTAN
Silver Lines

MANHATTAN LINES



14 patterns

| 33,3 * 100 * 0,86 cm 13 * 39" | |
|---------------------------------|--------|
| RECTIFIED | SHAPED |
| | BN10 |
| BEIGE | 34757 |
| GREY | 34755 |
| WHITE | 34759 |



MANHATTAN floor



White



Bone



Silver



Grey

MANHATTAN floor



24 patterns

| 60 * 60 * 1 cm 24 * 24" | |
|---------------------------|------------|
| RECTIFIED | ALL IN ONE |
| | BN88 |
| BONE | 34750 |
| GREY | 34749 |
| SILVER | 34751 |
| WHITE | 34873 |

CARACTERÍSTICAS TÉCNICAS | TECHNICAL CHARACTERISTICS

| | | | | | |
|-------|------------|------|-----------------|-----------------|------------------|
| joint | wall tiles | matt | diferent shades | shade variation | various graphics |
| | | | | | |



+ INFO | Pag. 260

Manhattan wall



Mitte-W_25*75

Noah Alex-W



MITTE W




MITTE G




WILMA

MITTE

| | | | |
|---|-------------|------------------------------|---------|
|  | 24 patterns | 25 * 75 * 1,05 cm 10 * 30" | |
| | | NO RECTIFIED | NATURAL |
| | | | BN16 |
| | | W | 20172 |
| | | G | 20171 |

WILMA

| | | | |
|---|------------|------------------------------|---------|
|  | 6 patterns | 25 * 75 * 1,05 cm 10 * 30" | |
| | | NO RECTIFIED | NATURAL |
| | | | BN20 |
| | | WILMA | 20176 |



20345 L. IRON SNUFF _ 1 * 75 cm | 0,4 * 30" _ P35

20346 L. IRON NATURAL _ 1 * 75 cm | 0,4 * 30" _ P35

11899 ALUMINIO/75 _ 0,5 * 75 cm | 0,2 * 30" _ P36



26199 L. GOLDEN/75/MAT _ 0,5 * 75 cm | 0,2 * 30" _ P36




PACKING

+ INFO | Pag. 264



ALEX W




ALEX G




NOAH

ALEX

| | | | |
|---|------------|------------------------------|---------|
|  | 6 patterns | 25 * 75 * 1,05 cm 10 * 30" | |
| | | NO RECTIFIED | NATURAL |
| | | | BN20 |
| | | W | 20174 |
| | | G | 20173 |

NOAH

| | | | |
|---|------------|------------------------------|---------|
|  | 7 patterns | 25 * 75 * 1,05 cm 10 * 30" | |
| | | NO RECTIFIED | NATURAL |
| | | | BN20 |
| | | NOAH | 20175 |

CARACTERÍSTICAS TÉCNICAS | TECHNICAL CHARACTERISTICS

| | | | | | |
|---|---|---|---|---|---|
| joint | wall tiles | matt | different shades | shade variation | various graphics |
|  |  |  |  |  |  |

Mitte wall



Nature Sand_32*90



Nature Sand
Decor_32*90

MATCHING FLOOR COLLECTIONS
NATURE_PORCELAIN | Pag. 145



NATURE Sand



NATURE Silver



NATURE White



NATURE Sand |
Decor



NATURE Silver |
Decor



NATURE White |
Decor

NATURE wall




17 patterns

32 * 90 * 1,05 cm | 13 * 36"

| RECTIFIED | NATURAL |
|-----------|---------|
| | BN29 |
| WHITE | 26279 |
| SAND | 24028 |
| SILVER | 24027 |

NATURE floor

PORCELAIN



24 patterns

60 * 60 * 1 cm | 24 * 24"

| RECTIFIED | SOFT |
|------------|-------|
| | BN33 |
| WHITE | 25764 |
| GREY | 25765 |
| BEIGE | 25766 |
| ANTHRACITE | 25767 |



White



Grey




Beige



Anth.

NATURE DECOR




17 patterns

32 * 90 * 1,05 cm | 13 * 36"

| RECTIFIED | NATURAL |
|-----------|---------|
| | BN36 |
| WHITE | 26280 |
| SAND | 24029 |
| SILVER | 24030 |

D. NATURE MOSAIC



30 * 30 cm | 12 * 12"

| NO RECTIFIED | NATURAL |
|--------------|---------|
| | P44 |
| WHITE | 26299 |
| SAND | 30870 |
| SILVER | 30871 |

| | |
|-------------|-----------------------|
| | 32 * 90 cm 13 * 36" |
| | NATURAL |
| NATURE Wall | WALLPE3C2 |

CARACTERÍSTICAS TÉCNICAS | TECHNICAL CHARACTERISTICS

| | | | | | |
|-------|------------|------|-----------------|-----------------|------------------|
| joint | wall tiles | matt | diferent shades | shade variation | various graphics |
| | | | | | |



PACKING

+ INFO | Pag. 264

Nature wall



D.Palette Mosaic Blue
Urban Silver 90*90 A



Palette Blue
Palette Ash


Palette



PALETTE Ash



PALETTE Ecrú



PALETTE Fog



PALETTE Taupe



PALETTE Blue



PALETTE Green

D.PALETTE MOSAIC



Ash



Fog



Blue



Ecrú



Taupe



Green

PALETTE




10 patterns

32 * 90 * 1,05 cm | 13 * 36"

| RECTIFIED | NATURAL |
|-----------|---------|
| | BN29 |
| ASH | 24402 |
| BLUE | 24403 |
| ECRU | 24405 |
| FOG | 24404 |
| GREEN | 24407 |
| TAUPE | 24406 |

D. PALETTE MOSAIC



31,5 * 31,5 cm | 12 * 12"

| NO RECTIFIED | NATURAL |
|--------------|---------|
| | P56 |
| ASH | 26169 |
| BLUE | 26180 |
| ECRU | 26181 |
| FOG | 26182 |
| GREEN | 26183 |
| TAUPE | 26184 |

L. PALETTE



26163 L. PALETTE ASH _ 3 * 90 cm | 1 * 36" _ P38



26166 L. PALETTE FOG _ 3 * 90 cm | 1 * 36" _ P38



26164 L. PALETTE BLUE _ 3 * 90 cm | 1 * 36" _ P38



26165 L. PALETTE ECRU _ 3 * 90 cm | 1 * 36" _ P38



26168 L. PALETTE TAUPE _ 3 * 90 cm | 1 * 36" _ P38



26167 L. PALETTE GREEN _ 3 * 90 cm | 1 * 36" _ P38



PALETTE Square Cold



PALETTE Square Warm



PALETTE Volute Cold



PALETTE Volute Warm




PALETTE Leaves Cold



PALETTE Leaves Warm

PALETTE SQUARE



5 patterns

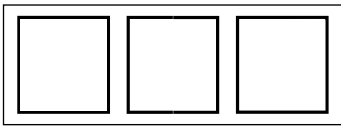
32 * 90 * 1,05 cm | 13 * 36"

| RECTIFIED | NATURAL |
|-----------|---------|
| | BN36 |
| COLD | 24493 |
| WARM | 24494 |



26200 ALUMINIO/90/MAT _ 90 * 0,5 cm | 35 * 0,2" _ P39

PALETTE VOLUTE



32 * 90 * 1,05 cm | 13 * 36"

| RECTIFIED | NATURAL |
|-----------|---------|
| | BN36 |
| COLD | 26156 |
| WARM | 26157 |



26201 L. GOLDEN/MAT/90 _ 90 * 0,5 cm | 35 * 0,2" _ P39

PALETTE LEAVES



32 * 90 * 1,05 cm | 13 * 36"

| RECTIFIED | NATURAL |
|-----------|---------|
| | BN36 |
| COLD | 26154 |
| WARM | 26155 |

CARACTERÍSTICAS TÉCNICAS | TECHNICAL CHARACTERISTICS

| | | | | | |
|-------|------------|------|-----------------|-----------------|------------------|
| joint | wall tiles | matt | diferent shades | shade variation | various graphics |
| | | | | | |



PACKING

+ INFO | Pag. 264

Palette




Pure White_25*75
Pure Decor Alex
White_25*75

Pure




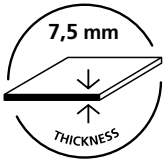
Fiber-W
Fiber-G



Pure Striped

Pure

33,3 * 100 cm | 13 * 39”



PURE W

PURE




| | |
|---------------------------------|---------|
| 33,3 * 100 * 0,75 cm 13 * 39” | |
| RECTIFIED | NATURAL |
| | BN65 |
| W | 20586 |



PURE Striped

PURE STRIPED



| | |
|---------------------------------|---------|
| 33,3 * 100 * 0,75 cm 13 * 39” | |
| RECTIFIED | NATURAL |
| | BN66 |
| PURE STRIPED | 23169 |



22245 ALUMINIO/100 _ 100*0,5 cm | 39 * 0,2” _ P42




26153 L. GOLDEN/MAT/100 _ 100 * 0,5 cm | 39 * 0,2” _ P42

| | | |
|--------|--|--------------------------|
| PURE W | | 33,3 * 100 cm 13 * 39” |
| | | NATURAL |
| | | WALLPE3C2 |

CARACTERÍSTICAS TÉCNICAS | TECHNICAL CHARACTERISTICS

| joint | wall tiles | matt | thickness |
|-------|------------|------|-----------|
| | | | |

32 * 90 cm | 13 * 36”



PURE W

PURE

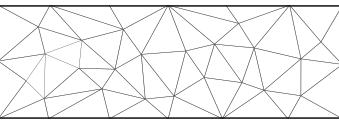


| | |
|------------------------------|---------|
| 32 * 90 * 1,05 cm 13 * 36” | |
| RECTIFIED | NATURAL |
| | BN29 |
| W | 16159 |
| 33 * 91 * 1,05 cm 13 * 36” | |
| NO RECTIFIED (joint 1,5 mm) | NATURAL |
| | BN21 |
| W | 16150 |



FIBER W

FIBER



| | |
|------------------------------|---------|
| 32 * 90 * 1,05 cm 13 * 36” | |
| RECTIFIED | NATURAL |
| | BN36 |
| W | 16161 |
| G | 16160 |



FIBER G

| | |
|------------------------------|---------|
| 33 * 91 * 1,05 cm 13 * 36” | |
| NO RECTIFIED (joint 1,5 mm) | NATURAL |
| | BN25 |
| W | 16153 |
| G | 16151 |



20347 L. IRON ANTHRACITE _ 1,5 * 90 cm | 0,6 * 36” _ P38



20348 L. IRON MOCCHA _ 1,5 * 90 cm | 0,6 * 36” _ P38



07021 ACERO/90 _ 1,5 * 90 cm | 0,6 * 36 _ P30



07605 ALUMINIO/90 _ 0,5 * 90 cm | 0,2 * 36 _ P39

| | | |
|--------|--|-----------------------|
| PURE W | | 32 * 90 cm 13 * 36” |
| | | NATURAL |
| | | WALLPE3C2 |

CARACTERÍSTICAS TÉCNICAS | TECHNICAL CHARACTERISTICS

| joint | wall tiles | matt |
|-------|------------|------|
| | | |



PACKING


+ INFO | Pag. 264


Pure



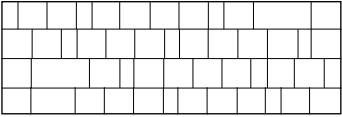
Pure White Decor Smith_25*75
Pure White_25*75 Mila Cold_60*60 SF


25 * 75 cm | 10 * 30”







| | | |
|---|------------------------------|--------------|
| PURE | | |
|  | 25 * 75 * 1,05 cm 10 * 30” | |
| | NO RECTIFIED | NATURAL BN16 |
| | WHITE | 21786 |



| | | |
|---|------------------------------|--------------|
| PURE DECOR SMITH | | |
|  | 25 * 75 * 1,05 cm 10 * 30” | |
| | NO RECTIFIED | NATURAL BN20 |
| | WHITE | 21788 |




| | | |
|---|------------------------------|--------------|
| PURE DECOR ALEX | | |
|  | 25 * 75 * 1,05 cm 10 * 30” | |
| | NO RECTIFIED | NATURAL BN20 |
| | WHITE | 21787 |

| | |
|---|---|
|  | 11899 ALUMINIO/75 _ 0,5 * 75 cm 0,2 * 30” _ P36 |
|  | 20346 L. IRON NATURAL _ 1 * 75 cm 0,4 * 30” _ P35 |
|  | 20345 L. IRON SNUFF _ 1 * 75 cm 0,4 * 30” _ P35 |

CARACTERÍSTICAS TÉCNICAS | TECHNICAL CHARACTERISTICS

| | | |
|---|---|---|
| joint | wall tiles | matt |
|  |  |  |





SALINES White



SALINES Bone



SALINES White | Decor



SALINES Bone | Decor




SALINES White | Waves



SALINES Bone | Waves

D.SALINES MOSAIC



30 * 30 cm | 12 * 12"


| NO RECTIFIED | NATURAL P44 |
|--------------|-------------|
| WHITE | 23321 |
| BONE | 23322 |
| SILVER | 23323 |
| MIX | 23320 |



22303 ALUMINIQ/100/MAT _ 100 * 0,5 cm | 39 * 0,2" _ P42



26153 L. GOLDEN/MAT/100 _ 100 * 0,5 cm | 39 * 0,2" _ P42



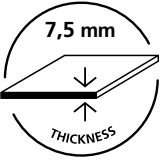
SALINES Silver




SALINES Silver | Decor



SALINES Silver | Waves



SALINES

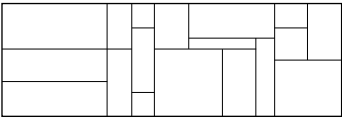


9 patterns

33,3 * 100 * 0,75 cm | 13 * 39"

| RECTIFIED | NATURAL BN65 |
|-----------|--------------|
| WHITE | 23142 |
| BONE | 23136 |
| SILVER | 23143 |

SALINES DECOR




3 patterns

33,3 * 100 * 0,75 cm | 13 * 39"

| RECTIFIED | NATURAL BN66 |
|-----------|--------------|
| WHITE | 23145 |
| BONE | 23144 |
| SILVER | 23146 |

SALINES WAVES



9 patterns

33,3 * 100 * 0,86 cm | 13 * 39"

| RECTIFIED | NATURAL BN66 |
|-----------|--------------|
| WHITE | 31189 |
| BONE | 31188 |
| SILVER | 31190 |

CARACTERÍSTICAS TÉCNICAS | TECHNICAL CHARACTERISTICS

| joint | wall tiles | matt | thickness |
|-------|------------|------|-----------|
| | | | |



PACKING

+ INFO | Pag. 264

Salines



Verbier Honey
_19,5*121,5 AS

Verbier Honey
decor_33,3*100 SP

Verbier wall




Verbier Taupe decor
_33,3*100 SP

MATCHING FLOOR COLLECTIONS
VERBIER_PORCELAIN | Pag. 159


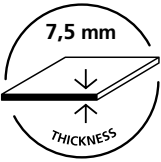


VERBIER DECOR wall

|  | | 33,3 * 100 * 0,86 cm 13 * 39" | |
|---|--------|---------------------------------|--|
| RECTIFIED | SHAPED | | |
| | BN10 | | |
| HONEY | | 32893 | |
| TAUPE | | 32892 | |




PACKING + INFO | Pag. 264



VERBIER floor PORCELAIN



VERBIER floor PORCELAIN

|  | | 24 * 151 * 1 cm 9 * 59" | |
|---|------------|---------------------------|--|
| RECTIFIED | ALL IN ONE | | |
| | BN121 | | |
| ASH | | 31730 | |
| CHERRY | | 31599 | |
| CIGAR | | 31601 | |
| HONEY | | 31604 | |
| MAPLE | | 31603 | |
| STRAW | | 31600 | |
| TAUPE | | 31602 | |

CARACTERÍSTICAS TÉCNICAS | TECHNICAL CHARACTERISTICS

| joint | wall tiles | matt | diferent shades | shade variation | various graphics | thickness |
|---|---|---|---|---|---|---|
|  |  |  |  |  |  |  |

Verbier wall



Vibrato-H Spiccato-H
Mumble-C_15*90



VIBRATO G



VIBRATO H



TREMOLO G



TREMOLO H



SPICCATO G



SPICCATO H

VIBRATO




9 patterns

25 * 75 * 1,05 cm | 10 * 30"

| NO RECTIFIED | NATURAL BN16 |
|--------------|--------------|
| G | 19256 |
| H | 19257 |

TREMOLO



10 patterns

25 * 75 * 1,05 cm | 10 * 30"

| NO RECTIFIED | NATURAL BN20 |
|--------------|--------------|
| G | 19354 |
| H | 19258 |

SPICCATO



9 patterns

25 * 75 * 1,05 cm | 10 * 30"

| NO RECTIFIED | NATURAL BN20 |
|--------------|--------------|
| G | 19355 |
| H | 19259 |



26200 ALUMINIO/90/MAT _ 90 * 0,5 cm | 35 * 0,2" _ P39



26201 L. GOLDEN/MAT/90 _ 90 * 0,5 cm | 35 * 0,2" _ P39

| WallPEC | 25 * 75 cm 10 * 30" |
|---------|-----------------------|
| | NATURAL |
| VIBRATO | WALLPE3C2 |

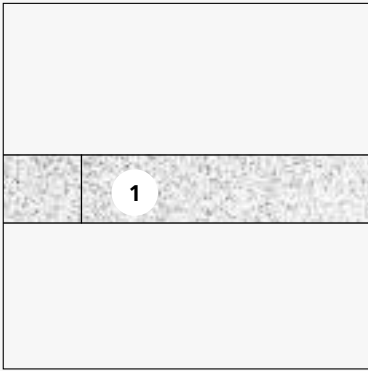
CARACTERÍSTICAS TÉCNICAS | TECHNICAL CHARACTERISTICS

| joint | wall tiles | matt | diferent shades | shade variation | various graphics | thickness |
|--------|------------|------|-----------------|-----------------|------------------|-------------|
| | | | | | | |
| 1/5 mm | | | | 1/3 | | 1/2 - 7.5mm |

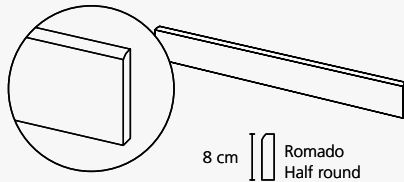


PACKING + INFO | Pag. 264

Vibrato

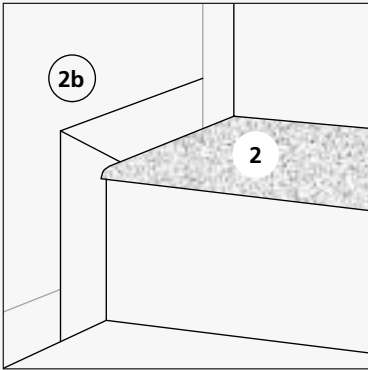


1



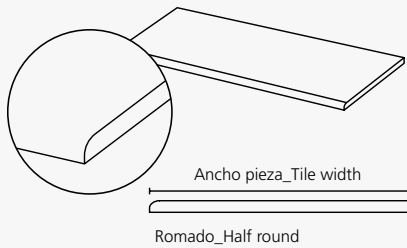
RODAPIE SKIRTING (R.)

- 8 * 100 cm | 3 * 39" P45
- 8 * 60 cm | 3 * 24" P34
- 8 * 90 cm | 3 * 36" P44
- 8 * 60 cm | 3 * 24" P34



2

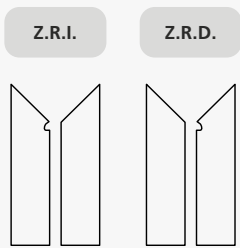
PELDAÑO ROMO
ROUNDED STAIR - TREAD (PR.)



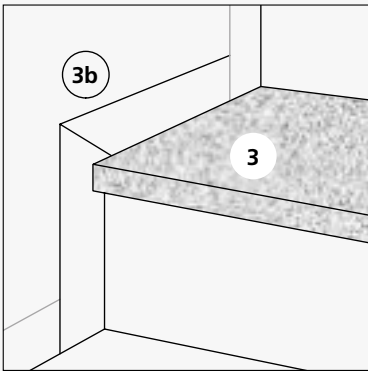
- 30 * 100 cm | 12 * 39" P85
- 30 * 60 cm | 12 * 24" P64
- 30 * 151 cm | 12 * 59" P54
- 30 * 120 cm | 12 * 48" P77
- 30 * 90 cm | 12 * 36" P61

2b

ZANQUÍN ROMO
SKIRTING PIECES ROUNDED
STAIR-TREAD

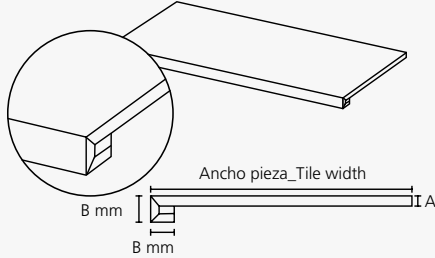


- 8*30 cm | 3 * 12" P55



3

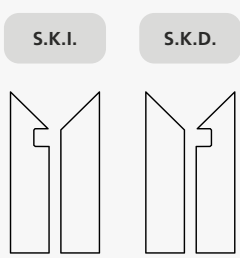
PELDAÑO TÉCNICO DOBLE
DOUBLE TECHNICAL STAIR - TREAD (PT.)



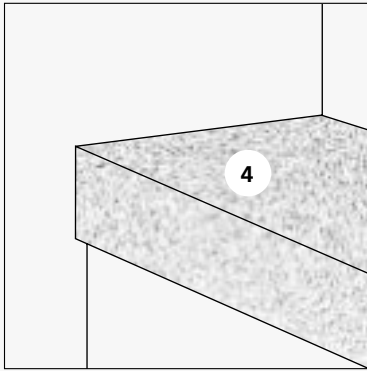
- 30 * 100 cm | 12 * 39" P74
- 30 * 151 cm | 12 * 59" P80
- 30 * 90 cm | 12 * 36" P76
- 30 * 60 cm | 12 * 24" P54
- 30 * 120 cm | 12 * 48" P75
- A = 0,6 cm B = 1,8 cm
- A = 0,8 cm B = 2,4 cm
- A = 1 cm B = 3 cm

3b

ZANQUÍN ANGULAR
SKIRTING PIECES DOBLE TECHNICAL
STAIR-TREAD

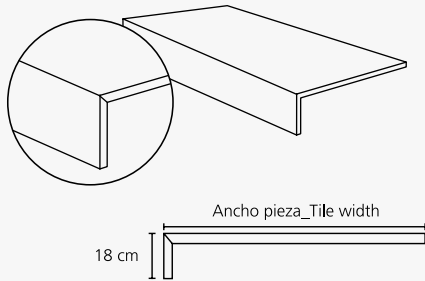


- 8*30 cm | 3 * 12" P55

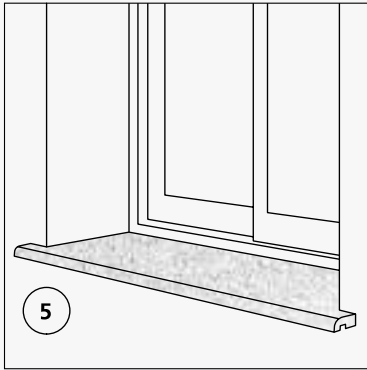


4

PELDAÑO TÉCNICO SIMPLE SEAMLESS TECHNICAL STAIR - TREAD (PL.)

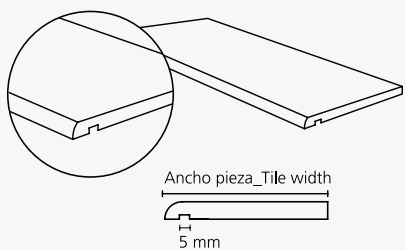


- 30 * 100 cm | 12 * 39" P74
- 30 * 151 cm | 12 * 59" P80
- 30 * 90 cm | 12 * 36" P76
- 30 * 60 cm | 12 * 24" P54
- 30 * 120 cm | 12 * 48" P75

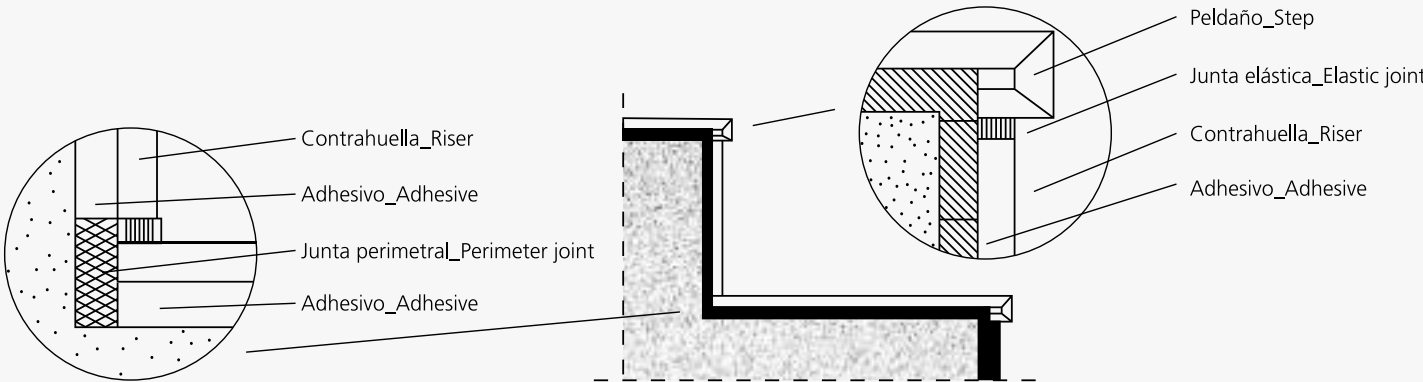


5

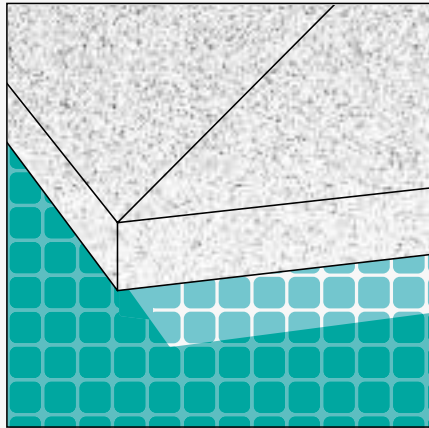
ALFÉIZAR WINDOWSILL (AF.)



- 25*90 cm | 10*36" P77
- 25*120 cm | 10*48" P54

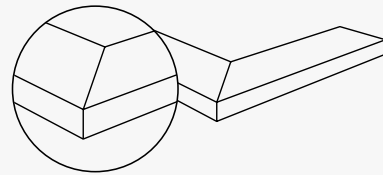


Detail of steps on a staircase
(UNE 138002-2017)

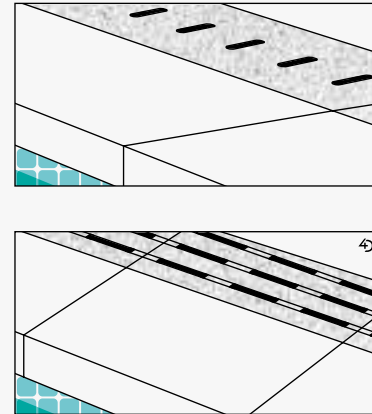


1

PELDAÑO VIERTAGUA ESQUINA POOL COPING EXTERNAL CORNER (EPV.)

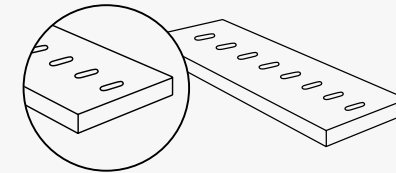


20 * 60 cm | 8 * 24" P70
20 * 90 cm | 8 * 36" P75
20 * 100 cm | 8 * 39" P80
20 * 100 * 2 cm | 8 * 39" P86
(PACK 2 units)

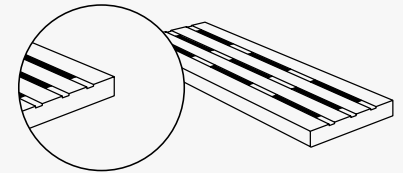


4

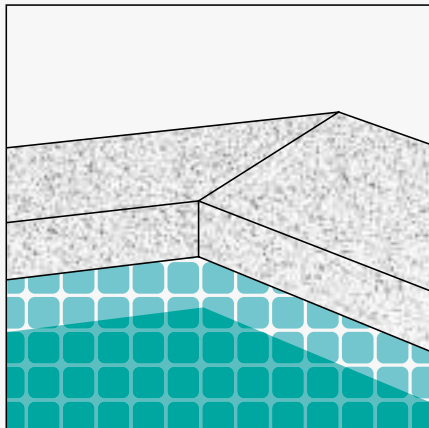
REJILLA
DRAINAGE GRATE (REJ.)



15 * 60 * 2 cm | 6 * 24" P54
15 * 90 * 2 cm | 6 * 36" P76

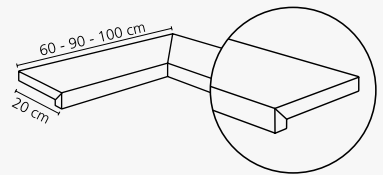


15 * 50 * 1,6 cm | 6 * 20" P87
15 * 50 * 2 cm | 6 * 20" P54

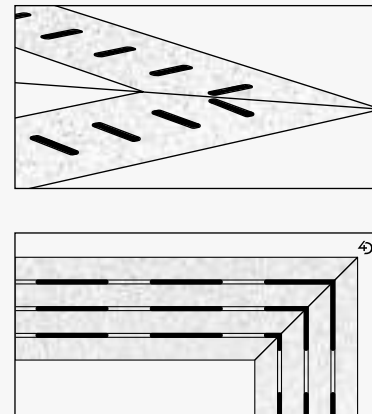


2

PELDAÑO VIERTAGUA ÁNGULO POOL COPING INTERNAL CORNER (ANG.PV.)

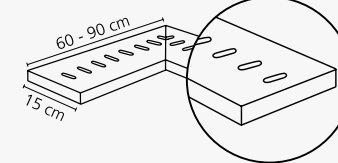


20 * 60 cm | 8 * 24" P70
20 * 90 cm | 8 * 36" P75
20 * 100 cm | 8 * 39" P80
20 * 100 * 2 cm | 8 * 39" P86
(PACK 2 units)

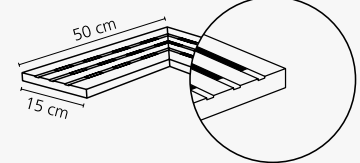


5

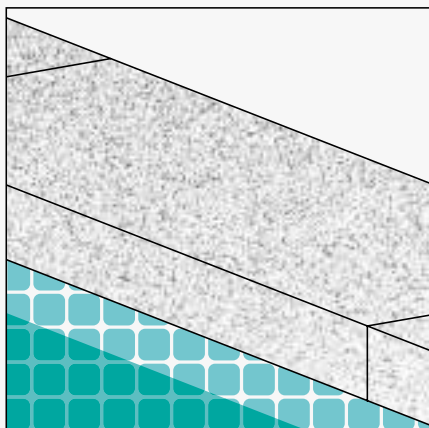
ÁNGULO REJILLA
ANGLE CORNER DRAINAGE GRATE (ANG.REJ.)



15 * 60 * 2 cm | 6 * 24" P75
15 * 90 * 2 cm | 6 * 36" P57
(PACK 2 units)

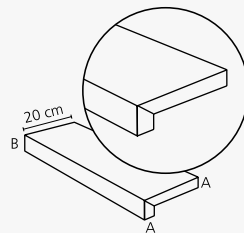


15 * 50 * 1,6 cm | 6 * 20" P74
15 * 50 * 2 cm | 6 * 20" P86
(PACK 2 units)

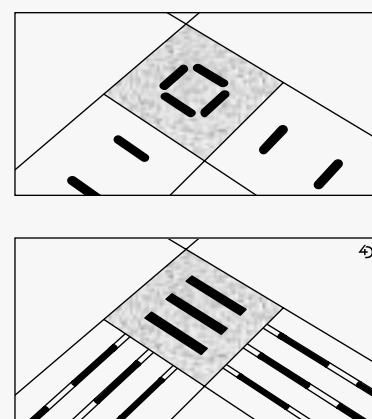


3

PELDAÑO VIERTAGUA POOL COPING (PV.)

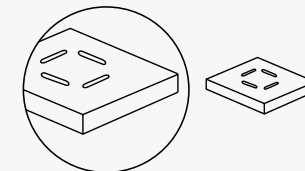


20 * 60 cm | 8 * 24" P70
20 * 90 cm | 8 * 36" P75
20 * 100 cm | 8 * 39" P80
20 * 100 * 2 cm | 8 * 39" P86
(PACK 2 units)
A = 0,6 cm B = 1,8 cm
A = 0,8 cm B = 2,4 cm
A = 1 cm B = 3 cm

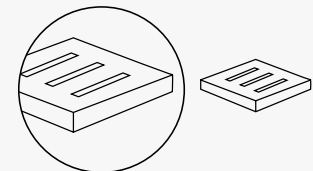


6

TACO REJILLA
SQUARE CORNER DRAINAGE GRATE (T.REJ.)



15 * 15 * 2 cm | 6 * 6" P85

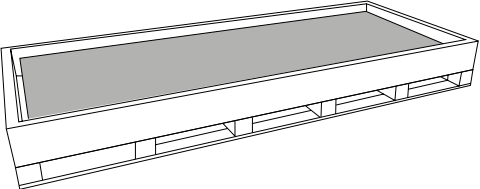


15 * 15 * 1,6 cm | 6 * 6" P66
15 * 15 * 2 cm | 6 * 6" P71

EMBALAJE PLACA | SLAB PACKING

| 1 PLACA SLAB | | | CAJÓN MADERA WOODEN CRATE | | | CONT./20' 25000 KG. | | | CONT./40' 25000 KG. | | |
|------------------------|------|-------|-----------------------------|-------|------|---------------------|---------|-------|---------------------|---------|---------|
| cm | m² | kg | Placas | m² | kg | Cajones | m² | kg | Cajones | m² | kg |
| 100 x 275 x 0,6 | 2,75 | 38,5 | 20 | 55 | 869 | 24 | 1320 | 20856 | 29 | 1595 | 25201 |
| inch | ft² | lb | Slabs | ft² | lb | Crates | ft² | lb | Crates | ft² | lb |
| 39 3/8 x 108 1/4 x 1/4 | 29,6 | 84,88 | 20 | 592 | 1916 | 24 | 14208,4 | 45980 | 29 | 17168,4 | 55558,7 |
| 1 PLACA SLAB | | | CABALLETE A-FRAME | | | CONT./20' 24000 KG. | | | CONT./40' 24000 KG. | | |
| cm | m² | kg | Placas | m² | kg | Caballette | m² | kg | Caballette | m² | kg |
| 100 x 275 x 0,6 | 2,75 | 38,5 | 50 | 137,5 | 2024 | 6 | 825 | 12144 | 11 | 1512,5 | 22264 |
| inch | ft² | lb | Slabs | ft² | lb | A-frame | ft² | lb | A-frame | ft² | lb |
| 39 3/8 x 108 1/4 x 1/4 | 29,6 | 84,88 | 50 | 1480 | 4343 | 6 | 8880 | 26058 | 11 | 16280 | 47773 |

CAJÓN DE MADERA
WOODEN CRATE



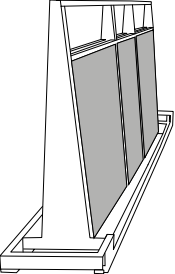
Tamaño aprox. cm.

291 x 112 x 33 cm

Approx. inch. sizes

114 9/16 x 44 1/8 x 12 3/16

CABALLETE
A-FRAME



Tamaño aprox. cm.

290 x 75 x 152 cm

Approx. inch. sizes

114 1/8 x 29 1/2 x 59 7/8"



Accede al código QR y visualiza el manual técnico de colocación de gran formato.
Enter with the QR code and view the technical manual for laying slabs.

EMBALAJE REVESTIMIENTO | WALL PACKING

| FORMATO SIZES | CAJAS BOXES | | | PALLET | | | | CONT./20' 21500 KG. | CONT./20' 24000 KG. |
|-------------------------|---------------|-------|-------|--------|--------|---------|----------------------------|------------------------|------------------------|
| cm | Piezas | m² | kg | Cajas | m² | kg | Tamaño aprox. cm | m² | m² |
| 25 * 75 * 1,05 | 7 | 1,31 | 24,7 | 42 | 55,02 | 1061,2 | 80 * 120 * 90 | 1114,71 | 1210,44 |
| 32 * 90 * 1,05 | 4 | 1,15 | 20,9 | 56 | 64,4 | 1194,2 | 80 * 120 * 105 | 1159,20 | 1294,44 |
| 33 * 91 * 1,05 | 4 | 1,2 | 21,8 | 51 | 61,2 | 1135,6 | 80 * 120 * 106 | 1158,52 | 1293,16 |
| 33,3 * 100 * 0,75 | 6 | 2 | 24,92 | 24 | 48 | 640,08 | 105 * 118 * 48 | 1440 | 1440 |
| 33,3 * 100 * 0,86 | 5 | 1,67 | 22,45 | 24 | 40,08 | 580,8 | 105 * 118 * 48 | 1202,40 | 1202,40 |
| inch | units | ft² | lb | Boxes | ft² | lb | Sizes Inch approx. | ft² | ft² |
| 9 13/16 * 29 1/2 * 7/16 | 7 | 14,10 | 54,34 | 42 | 592,02 | 2334,64 | 31 1/2 * 47 1/4 * 35 7/16 | 11994,23 | 13024,33 |
| 12 5/8 * 35 7/16 * 7/16 | 4 | 12,37 | 45,98 | 56 | 692,94 | 2627,24 | 31 1/2 * 47 1/4 * 41 5/16 | 12472,99 | 13928,17 |
| 13 * 35 13/16 * 7/16 | 4 | 12,91 | 47,96 | 51 | 658,51 | 2498,32 | 31 1/2 * 47 1/4 * 41 3/4 | 12465,63 | 13914,36 |
| 13 1/8 * 39 3/8 * 5/16 | 6 | 21,52 | 54,82 | 24 | 516,48 | 1408,18 | 41 5/16 * 46 7/16 * 18 7/8 | 15494,40 | 15494,40 |
| 13 1/8 * 39 3/8 * 5/16 | 5 | 17,97 | 49,39 | 24 | 431,26 | 1277,76 | 41 5/16 * 46 7/16 * 18 7/8 | 12937,82 | 12937,82 |

EMBALAJE PAVIMENTO | FLOOR PACKING

| FORMATO SIZES | CAJAS BOXES | | | PALLET | | | | CONT./20' 21500 KG. | CONT./20' 24000 KG. |
|--------------------------|---------------|-------|--------|--------|--------|----------|-----------------------------|------------------------|------------------------|
| cm | Piezas | m² | kg | Cajas | m² | kg | Tamaño aprox. cm | m² | m² |
| 100 x 100 x 2 | 1 | 1 | 49,2 | 24 | 24 | 1222,8 | 112 x 112 x 85 | 421,92 | 471,12 |
| 100 x 100 x 0,6 | 2 | 2 | 29,92 | 24 | 48 | 766,08 | 112 x 112 x 60 | 1346,88 | 1440,00 |
| 100 x 100 x 0,8 | 2 | 2 | 39,3 | 32 | 64 | 1305,6 | 112 x 112 x 100 | 1054,08 | 1176,32 |
| 100 x 180 x 0,6 | 2 | 3,6 | 52,92 | 24 | 86,4 | 1320,08 | 115 x 190 x 60 | 1407,46 | 1570,75 |
| 100 x 180 x 0,8 | 2 | 3,6 | 70,88 | 20 | 72 | 1467,52 | 115 x 190 x 60 | 1054,80 | 1177,20 |
| 15 x 90 x 1 | 7 | 0,95 | 21,69 | 48 | 45,6 | 1066,456 | 100 x 100 x 75 | 919,30 | 1026,00 |
| 19,5 x 121,5 x 1 | 4 | 0,95 | 22,16 | 40 | 38 | 911,72 | 95 x 128 x 55 | 896,04 | 1000,16 |
| 23 x 180 x 1,1 | 3 | 1,24 | 33,7 | 36 | 44,64 | 1263,2 | 84 x 184 x 65 | 758,88 | 758,88 |
| 24 x 151 x 1 | 3 | 1,09 | 24,26 | 48 | 52,32 | 1199,72 | 93 x 156 x 63 | 889,44 | 889,44 |
| 29 x 90 x 1 | 3 | 0,78 | 18,97 | 54 | 42,12 | 1049,38 | 95 x 105 x 75 | 863,04 | 963,28 |
| 30 x 60 x 1 | 6 | 1,08 | 24,29 | 48 | 51,84 | 1190,008 | 80 x 120 x 75 | 936,75 | 1045,61 |
| 33 x 33 x 0,9 | 10 | 1,09 | 22,21 | 52 | 56,68 | 1178,824 | 80 x 120 x 81 | 1033,84 | 1246,96 |
| 45 x 90 x 1 | 2 | 0,81 | 19,08 | 36 | 29,16 | 698,88 | 100 x 100 x 59 | 896,96 | 1003,10 |
| 50 x 100 x 0,8 | 3 | 1,5 | 28,19 | 24 | 36 | 718,776 | 80 x 120 x 66 | 1076,76 | 1188,00 |
| 50 x 100 x 2 | 1 | 0,5 | 24,7 | 48 | 24 | 1227,6 | 112 x 112 x 85 | 420,24 | 469,20 |
| 60 x 120 x 1 | 2 | 1,44 | 33,18 | 27 | 38,88 | 919,66 | 80 x 120 x 75 | 909,01 | 1014,77 |
| 60 x 60 x 1 | 3 | 1,08 | 24,30 | 36 | 38,88 | 898,672 | 80 x 120 x 75 | 930,01 | 1038,48 |
| * 60 x 60 x 1 | 3 | 1,08 | 24,30 | 40 | 43,2 | 995,08 | 80 x 120 x 75 | 933,55 | 1041,98 |
| 75,5 x 151 x 1 | 1 | 1,14 | 26 | 44 | 50,16 | 1179 | 93 x 156 x 76 | 852,72 | 852,72 |
| 9,9 x 60 x 1 | 13 | 0,77 | 16,45 | 72 | 55,44 | 1196,4 | 100 x 100 x 94 | 996,29 | 1112,14 |
| 90 x 90 x 1 | 2 | 1,62 | 37,96 | 22 | 35,64 | 860,12 | 95 x 105 x 75 | 891 | 994,36 |
| inch | units | ft² | lb | Boxes | ft² | lb | Sizes Inch approx. | ft² | ft² |
| 39 3/8 x 39 3/8 x 13/16 | 1 | 10,76 | 108,24 | 24 | 258,24 | 2690,16 | 44 1/16 x 44 1/16 x 33 7/16 | 4539,86 | 5069,25 |
| 39 3/8 x 39 3/8 x 1/4 | 2 | 21,52 | 65,82 | 24 | 516,48 | 1685,38 | 44 1/16 x 44 1/16 x 23 5/8 | 14492,43 | 15494,40 |
| 39 3/8 x 39 3/8 x 5/16 | 2 | 21,52 | 86,46 | 32 | 688,64 | 2872,32 | 44 1/16 x 44 1/16 x 39 3/8 | 11341,90 | 12657,20 |
| 39 3/8 x 70 7/8 x 1/4 | 2 | 38,74 | 116,42 | 24 | 929,66 | 2904,18 | 45 1/4 x 74 13/16 x 23 5/8 | 15144,23 | 16901,29 |
| 39 3/8 x 70 7/8 x 5/16 | 2 | 38,74 | 155,94 | 20 | 774,72 | 3228,54 | 45 1/4 x 74 13/16 x 23 5/8 | 11349,65 | 12666,67 |
| 5 7/8 x 35 7/16 x 3/8 | 7 | 10,22 | 47,73 | 48 | 490,66 | 2346,20 | 39 3/8 x 39 3/8 x 29 1/2 | 9891,62 | 11039,76 |
| 7 11/16 x 47 13/16 x 3/8 | 4 | 10,22 | 48,77 | 40 | 408,88 | 2005,78 | 37 3/8 x 50 3/8 x 21 5/8 | 9641,39 | 10761,72 |
| 9 1/16 x 70 7/8 x 7/16 | 3 | 13,34 | 74,14 | 36 | 480,33 | 2779,04 | 33 1/16 x 72 7/16 x 25 9/16 | 8165,55 | 8165,55 |
| 9 7/16 x 59 7/16 x 3/8 | 3 | 11,73 | 53,38 | 48 | 562,96 | 2639,38 | 36 5/8 x 61 7/16 x 24 13/16 | 9570,37 | 9570,37 |
| 11 7/16 x 35 7/16 x 3/8 | 3 | 8,39 | 41,73 | 54 | 453,21 | 2308,64 | 37 3/8 x 41 5/16 x 29 1/2 | 9286,30 | 10364,94 |
| 11 13/16 x 23 5/8 x 3/8 | 6 | 11,62 | 53,45 | 48 | 557,80 | 2618,02 | 31 1/2 x 47 1/4 x 29 1/2 | 10079,42 | 11250,79 |
| 13 x 13 x 3/8 | 10 | 11,73 | 48,87 | 52 | 609,88 | 2593,41 | 31 1/2 x 47 1/4 x 31 7/8 | 11124,15 | 13417,29 |
| 17 11/16 x 35 7/16 x 3/8 | 2 | 8,72 | 41,98 | 36 | 313,76 | 1537,54 | 39 3/8 x 39 3/8 x 23 1/4 | 9651,31 | 10793,40 |
| 19 11/16 x 39 3/8 x 5/16 | 3 | 16,14 | 62,04 | 24 | 387,36 | 1581,31 | 31 1/2 x 47 1/4 x 26 | 11585,94 | 12782,88 |
| 19 11/16 x 39 3/8 x 3/4 | 1 | 5,38 | 54,34 | 48 | 258,24 | 2700,72 | 44 1/16 x 44 1/16 x 33 7/16 | 4521,78 | 5048,59 |
| 23 5/8 x 47 1/4 x 3/8 | 2 | 15,49 | 73,00 | 27 | 418,35 | 2023,25 | 31 1/2 x 47 1/4 x 29 1/2 | 9780,99 | 10918,90 |
| 23 5/8 x 23 5/8 x 3/8 | 3 | 11,62 | 53,46 | 36 | 418,35 | 1977,08 | 31 1/2 x 47 1/4 x 29 1/2 | 10006,90 | 11174,10 |
| 23 5/8 x 23 5/8 x 3/8 | 3 | 11,62 | 53,46 | 40 | 464,83 | 2189,18 | 31 1/2 x 47 1/4 x 29 1/2 | 10045,02 | 11211,75 |
| 29 3/4 x 59 7/16 x 7/16 | 1 | 12,27 | 57,20 | 44 | 539,72 | 2593,80 | 36 5/8 x 61 7/16 x 29 15/16 | 9175,27 | 9175,27 |
| 3 7/8 x 23 5/8 x 3/8 | 13 | 8,29 | 36,19 | 72 | 596,53 | 2632,08 | 39 3/8 x 39 3/8 x 37 | 10720,08 | 11966,63 |
| 35 7/16 x 35 7/16 x 3/8 | 2 | 17,43 | 83,51 | 22 | 383,49 | 1892,26 | 37 3/8 x 41 5/16 x 29 1/2 | 9587,16 | 10699,27 |


* colecciones | collections: GHENT, LUCCA, MANHATTAN, DOWNTOWN

FS VINTAGE

| | | | |
|--------------|-----|--|-----|
| FS ALORA | 268 | FS PORTO | 317 |
| FS ARLES | 269 | FS RAKU | 319 |
| FS ARTISAN | 271 | FS ROAD | 321 |
| FS AURORA | 272 | FS ROCKSTAR | 325 |
| FS BLUME | 273 | FS ROOTS | 327 |
| FS BRETAGNE | 274 | FS SAJA | 328 |
| FS CHESTER | 275 | FS SEA | 329 |
| FS CLAY | 277 | FS SEATTLE | 330 |
| FS DAMERO | 281 | FS SENA | 331 |
| FS ETNA | 283 | FS STAR | 333 |
| FS FAENZA | 285 | FS STAR LT | 337 |
| FS FIELD | 287 | FS TEMPLE | 341 |
| FS FOREST | 291 | FS TRADITION | 343 |
| FS HERITAGE | 295 | FS VENDOME | 344 |
| FS IRON | 297 | FS VENECIA | 345 |
| FS IVY | 298 | FS WABI SABI | 347 |
| FS JAIPUR | 299 | FS WILD | 349 |
| FS LOFT | 303 | FS YARD | 351 |
| FS MARAIS | 305 | | |
| FS MARRAKECH | 306 | FS TILES | 354 |
| FS MELVIN | 307 | _Índice Alfabético _ Embalaje _ Características Técnicas | |
| FS MIRAMBEL | 308 | _Alphabetic tiles _Packing _ Technical Characteristics | |
| FS MUD | 309 | | |
| FS NORWICH | 312 | | |
| FS OFELIA | 313 | | |
| FS ORIGINAL | 315 | | |

tiles





FS Alora

FS Alora

SINGLE FIRED FLOOR TILES




FS Arles Green LT FS Roots-0



FS Arles Brown LT

FS Arles

SINGLE FIRED FLOOR TILES



FS Artisan-B



FS Artisan Decor-A
Mumble-G_15*90



FS Oldker

FS Artisan




FS Aurora
Black

FS Aurora

SINGLE FIRED FLOOR TILES




FS Blume Black
FS Etna Black



FS Blume
White

FS Blume

SINGLE FIRED FLOOR TILES



FS Bretagne

FS Bretagne

SINGLE FIRED FLOOR TILES



FS Comillas

FS Chester

SINGLE FIRED FLOOR TILES



FS Mud White



FS Blossom



FS Checker Silver




FS Checker Sand




FS Seal

FS Clay

SINGLE FIRED FLOOR TILES




FS Damero-N



FS Espiga-N

FS Damero



FS Etna Sage



FS Etna
Black


FS Etna



FS Faenza-A C. FS Faenza-A T. FS Faenza-A FS Manises-B C. FS Manises-B T. FS Manises-B



FS Faenza-A C. FS Faenza-A T. FS Faenza-A FS Manises-B C. FS Manises-B T. FS Manises-B




FS Manises-B




FS Faenza
Black

FS Faenza


SINGLE FIRED FLOOR TILES



FS Field Brown
FS Rock



FS Field Blue



FS Field Black

FS Field





FS Forest White



FS Forest Black



FS Forest
Natural



FS Forest
Plank

FS Forest

SINGLE FIRED FLOOR TILES



FS Heritage
Square




FS Heritage White



FS Heritage Ornate



FS Iron White
FS Forest Natural



FS Iron
Oxide

FS Iron



FS Ivy Sage

FS Ivy

SINGLE FIRED FLOOR TILES




FS Jaipur
Black LT

Fs Loft
White

FS Jaipur

SINGLE FIRED FLOOR TILES



FS Jaipur
White LT



FS Loft
White



FS Forest
Natural



FS Loft Black Jaipur White LT



FS Loft Clay

FS Loft

WHITE BODY WALL TILES



FS Marais

FS Marais


PORCELAIN TILES



FS Marrakech
Blue

FS Marrakech
SINGLE FIRED FLOOR TILES






FS Alora
FS Mirambel-A

FS Mirambel

SINGLE FIRED FLOOR TILES




FS Mud Sand
FS Checker Sand

FS Mud


WHITE BODY WALL TILES



FS Seal




FS Mud White



FS Norwich

FS Norwich

PORCELAIN TILES



FS Ofelia

FS Ofelia

PORCELAIN TILES



FS0 FS2



FS1



FS Nijar
FS 0

FS Original

SINGLE FIRED FLOOR TILES




FS Porto Iria



FS Tradition White Brick LT FS Porto Fatima





FS Porto
Amaral



FS Tradition
White Brick LT

FS Porto

SINGLE FIRED FLOOR TILES



FS Raku
colors



FS Raku Black
FS Star-N

FS Raku



FS Road
Moon



FS Road
Moon



FS Road
Mars

FS Road



FS Rockstar



FS Raku Cream FS Roots 3



FS Raku Blue FS Roots 1 FS Roots 3 FS Roots 4




FS Roots 1



FS Raku Blue

FS Roots


SINGLE FIRED FLOOR TILES




FS Saja N

FS Saja

SINGLE FIRED FLOOR TILES




FS Sea
Blue LT



FS Sea
White LT

FS Sea

SINGLE FIRED FLOOR TILES



FS Seattle

FS Seattle

PORCELAIN TILES



FS Sena Blue
FS Rue

FS Sena

PORCELAIN TILES



FS Star N



FS Star
Oxide


FS Star



FS Star Sky



FS Star Night




FS Star
White

FS Star


SINGLE FIRED FLOOR TILES



FS Star LT
Blue



FS Star LT
White



FS Star LT
Sage

FS Star LT




FS Vintage



FS Star LT
Black

FS Star LT

SINGLE FIRED FLOOR TILES



FS Temple
Black

FS Temple

SINGLE FIRED FLOOR TILES




FS Tradition
Square Green



FS Tradition Square Blue FS Heritage Square



FS Tradition Square White



FS Vendome
FS Rue

FS Vendome

PORCELAIN TILES



FS Venecia/46



FS Ofelia

FS Venecia

PORCELAIN TILES



FS Wabi
Arrow




FS Sabi
FS Roots 0





FS Aurora
Black



FS Yard Black

FS Yard

SINGLE FIRED FLOOR TILES

A

FS Alora collection

SINGLE FIRED FLOOR TILES

45 * 45 * 0,95 cm | 18 * 18"



FS ALORA

FS Arles collection

SINGLE FIRED FLOOR TILES

33 * 33 * 0,95 cm | 13 * 13"



FS ARLES Black LT



FS ARLES Brown LT



FS ARLES Blue LT




FS ARLES Green LT

FS Artisan collection

SINGLE FIRED FLOOR TILES

33 * 33 * 0,95 cm | 13 * 13"



FS ARTISAN DECOR -A



FS OLDKER



FS ARTISAN DAMERO -A



FS ARTISAN-B

FS Aurora collection

SINGLE FIRED FLOOR TILES

45 * 45 * 0,95 cm | 18 * 18"



FS AURORA White



FS AURORA Black



FS AURORA Blue



FS AURORA Sage

B

FS Blume collection

SINGLE FIRED FLOOR TILES

45 * 45 * 0,95 cm | 18 * 18"



FS BLUME White



FS BLUME Black



FS BLUME Blue

B

FS Blume collection

SINGLE FIRED FLOOR TILE

45 * 45 * 0,95 cm | 18 * 18"



FS BLUME Sage

FS Bretagne collection

SINGLE FIRED FLOOR TILE

45 * 45 * 0,95 cm | 18 * 18"



FS BRETAGNE

C

FS Chester collection

SINGLE FIRED FLOOR TILE

45 * 45 * 0,95 cm | 18 * 18"
33 * 33 * 0,95 cm | 13 * 13"



FS CHESTER



FS COMILLAS

FS Clay collection

SINGLE FIRED FLOOR TILE

45 * 45 * 0,95 cm | 18 * 18"



FS BLOSSOM



FS SEAL



FS CHECKER sand

D

FS Damero collection

SINGLE FIRED FLOOR TILE

45 * 45 * 0,95 cm | 18 * 18"



FS DAMERO -N



FS ESPIGA



FS ROMBOS -N

E

FS Etna collection

SINGLE FIRED FLOOR TILE

33 * 33 * 0,95 cm | 13 * 13"



FS ETNA white



FS ETNA black



FS ETNA sage



FS ETNA blue

F

FS Faenza collection

SINGLE FIRED FLOOR TILE

33 * 33 * 0,95 cm | 13 * 13"



FS FAENZA -A



FS FAENZA -B



FS MANISES

FS Field collection

PORCELAIN TILES

45,2 * 45,2 * 0,95 cm | 18 * 18"



FS FIELD black LT



FS FIELD blue LT



FS FIELD brown LT

FS Forest collection

SINGLE FIRED FLOOR TILE

45 * 45 * 0,95 cm | 18 * 18"
7,3 * 45 * 1,05 cm | 2,9 * 18"



FS FOREST black



FS FOREST NATURAL



FS FOREST white



FS FOREST natural mix




FS FOREST plank

H

FS Heritage collection

SINGLE FIRED FLOOR TILE

45 * 45 * 0,95 cm | 18 * 18"



FS HERITAGE white LT



FS HERITAGE ornate LT



FS HERITAGE leaves LT

H

FS Heritage collection

SINGLE FIRED FLOOR TILE

45 * 45 * 0,95 cm | 18 * 18"



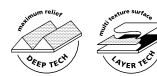
FS HERITAGE square LT

I

FS Iron collection

WHITE BODY WALL TILE

20 * 40 * 1,03 cm | 8 * 16"



FS IRON white LT



FS IRON oxide LT

FS Ivy collection

SINGLE FIRED FLOOR TILE

45 * 45 * 0,95 cm | 18 * 18"



FS IVY black



FS IVY blue




FS IVY sage

J


FS Jaipur collection

SINGLE FIRED FLOOR TILE

45 * 45 * 0,95 cm | 18 * 18"



FS JAIPUR white LT



FS JAIPUR black LT

L

FS Loft collection

WHITE BODY WALL TILE

20 * 40 * 1,03 cm



FS LOFT white



FS LOFT clay



FS LOFT black

M

FS Marais collection

PORCELAIN TILE

45,2 * 45,2 * 0,95 cm | 18 * 18"



FS MARAIS

M

FS Marrakech
collection

SINGLE FIRED FLOOR TILE

45 * 45 * 0,95 cm | 18 * 18"



FS MARRAKECH grey



FS MARRAKECH blue

FS Melvin
collection

PORCELAIN TILE

7,4 * 67,5 * 1,05 cm | 3 * 27"



FS MELVIN
white



FS MELVIN
color

FS Mirambel
collection

SINGLE FIRED FLOOR TILE

33 * 33 * 0,95 cm | 13 * 13"



FS MIRAMBEL B



FS MIRAMBEL M



FS MIRAMBEL A

FS Mud
collection

WHITE BODY WALL TILE

20 * 40 * 1,03 cm | 8 * 16"



FS MUD white



FS MUD silver



FS MUD sand



FS MUD cocoa

N

FS Norwich
collection

PORCELAIN TILE

33 * 33 * 0,95 cm | 13 * 13"



FS NORWICH

O

FS Ofelia
collection

PORCELAIN TILE

45,2 * 45,2 * 0,95 cm | 18 * 18"



FS OFELIA

O

FS Original collection

SINGLE FIRED FLOOR TILE

45 * 45 * 0,95 cm | 18 * 18"



FS 0



FS 3



FS PORTO AMARAL



FS PORTO IRIA



FS 1



FS 4



FS PORTO FATIMA



FS 2



FS NIJAR



FS PORTO FLAVIA

P

FS Porto collection

SINGLE FIRED FLOOR TILE

45 * 45 * 0,95 cm | 18 * 18"

R

FS Raku collection

WHITE BODY WALL TILE

20 * 40 * 1,03 cm | 8 * 16"



FS RAKU white



FS RAKU sage



FS RAKU black



FS RAKU color



FS RAKU silver



FS RAKU cream



FS RAKU blue

R

FS Road collection

PORCELAIN TILE

90 * 90 * 1 cm | 36 * 36"



FS ROAD mars AS



FS ROAD moon AS

FS Rockstar collection

PORCELAIN TILE

45,2 * 45,2 * 0,95 cm | 18 * 18"



FS ROCKSTAR -N AS



FS ROCK AS

FS Roots collection

SINGLE FIRED FLOOR TILE

45 * 45 * 0,95 cm | 18 * 18"



FS ROOTS 0



FS ROOTS 1



FS ROOTS 2



FS ROOTS 4



FS ROOTS 3

S

FS Saja collection

SINGLE FIRED FLOOR TILE

33 * 33 * 0,95 cm | 13 * 13"



FS SAJA N



FS SAJA B

FS Sea collection

SINGLE FIRED FLOOR TILE

33 * 33 * 0,95 cm | 13 * 13"



FS SEA white LT



FS SEA blue LT

FS Seattle
collection

PORCELAIN TILE

30 * 30 * 0,8 cm | 12 * 12"



FS SEATTLE

FS Sena
collection

PORCELAIN TILE

45,2 * 45,2 * 0,95 cm | 18 * 18"



FS SENA

FS Star
collection

SINGLE FIRED FLOOR TILE

45 * 45 * 0,95 cm | 18 * 18"



FS STAR ARA black



FS STAR sage



FS STAR sky



FS STAR LT white



FS STAR white



FS STAR blue



FS STAR night



FS STAR LT black




FS STAR N



FS STAR oxide



FS STAR LT sage



FS Star LT
collection

SINGLE FIRED FLOOR TILE

45 * 45 * 0,95 cm | 18 * 18"

S

FS Star LT collection

SINGLE FIRED FLOOR TILE

45 * 45 * 0,95 cm | 18 * 18"




FS STAR LT blue

T


FS Temple collection

SINGLE FIRED FLOOR TILE


45 * 45 * 0,95 cm | 18 * 18"



FS TEMPLE black



FS TEMPLE sage



FS TEMPLE blue




FS TEMPLE oxide

FS Tradition collection

WHITE BODY WALL TILE


20 * 40 * 1,03 cm | 8 * 16"




FS TRADITION
BRICK white LT



FS TRADITION
BRICK silver LT



FS TRADITION
BRICK green LT




FS TRADITION
BRICK blue LT




FS TRADITION
SQUARE white LT



FS TRADITION
SQUARE silver LT



FS TRADITION
SQUARE green LT



FS TRADITION
SQUARE blue LT

V

FS Vendome collection

PORCELAIN TILE

45,2 * 45,2 * 0,95 cm | 18 * 18



FS VENDOME



FS RUE

V


FS Venecia collection

PORCELAIN TILE

45,2 * 45,2 * 0,95 cm | 18 * 18
60 * 60 * 0,9 cm | 24 * 24"



FS VENECIA/46



FS VENECIA

W

FS Wabi Sabi collection

SINGLE FIRED FLOOR TILES

45 * 45 * 0,95 cm | 18 * 18"
33 * 33 * 0,95 cm | 13 * 13"



FS WABI



FS WABI ARROW




FS SABI

FS Wild collection

PORCELAIN TILE

19,5 * 121,5 * 1 cm



FS WILD AS



Y

FS Yard collection

SINGLE FIRED FLOOR TILES

45 * 45 * 0,95 cm | 18 * 18"



FS YARD black



FS YARD blue



FS YARD sage

















EMBALAJE | PACKING



















(Los pesos aquí reflejados pueden sufrir ligeras variaciones en función del lote de producción.
Weights shown here may slightly vary depending on the production lot.)



















| TIPO PASTA | FORMATO | CAJAS | | | PALLET | | | | CONT./20' 21500 KG. | CONT./20' 24000 KG. |
|------------------------------|----------------------------|--------|-------|--------|--------|--------|----------|----------------------------|---------------------|---------------------|
| | cm | Piezas | m² | kg | Cajas | m² | kg | Tamaño cm aprox. | m² | m² |
| Porcelánico | 60 * 60 * 0,9 | 3 | 1,08 | 24,302 | 40 | 43,2 | 995,08 | 80 * 120 * 75 | 933,55 | 1041,98 |
| Porcelánico | 45,2 * 45,2 * 0,95 | 5 | 1,02 | 22,50 | 66 | 67,32 | 1509 | 80 * 120 * 105 | 942 | 1077 |
| Gres | 45 * 45 * 0,95 | 5 | 1 | 21,15 | 66 | 66 | 1420 | 80 * 120 * 105 | 990 | 1122 |
| Porcelánico | 33 * 33 * 0,95 | 10 | 1,09 | 21,712 | 48 | 52,32 | 1065,976 | 80 * 120 * 81 | 1055,29 | 1151,04 |
| Gres | 33 * 33 * 0,95 | 10 | 1,09 | 21,392 | 48 | 52,32 | 1050,616 | 80 * 120 * 81 | 1070,47 | 1151,04 |
| Porcelánico | 30 * 30 * 0,8 | 12 | 1,09 | 20,53 | 48 | 52,32 | 1009,24 | 80 * 120 * 75 | 1114,42 | 1244,17 |
| Pasta blanca - revestimiento | 20 * 40 * 1,03 | 12 | 0,96 | 16,293 | 56 | 53,76 | 936,208 | 80 * 120 * 95 | 1182,72 | 1182,72 |
| Porcelánico | 7,4 * 67,5 * 1,05 | 15 | 0,75 | 17,135 | 63 | 47,25 | 1103,305 | 80 * 120 * 83 | 920,76 | 1027,82 |
| Gres | 7,3 * 45 * 1,05 | 25 | 0,82 | 20,95 | 48 | 39,36 | 1029,4 | 80 * 120 * 78 | 822,23 | 917,48 |
| BODY TILE | SIZES | BOXES | | | PALLET | | | | CONT./20' 21500 KG. | CONT./20' 24000 KG. |
| | inch | Units | ft2 | lb | Boxes | ft2 | lb | Sizes inch approx. | ft2 | ft2 |
| Porcelain | 23 5/8 * 23 5/8 * 3/8 | 3 | 11,62 | 53,46 | 40 | 464,83 | 2189,18 | 31 1/2 * 47 1/4 * 29 1/2 | 10045,02 | 11211,75 |
| Porcelain | 17 13/16 * 17 13/16 * 3/8 | 5 | 10,98 | 49,50 | 66 | 724,36 | 3319,80 | 31 1/2 * 47 1/4 * 41 5/16 | 10135,92 | 11588,52 |
| Single Fired | 17 11/16 * 17 11/16 * 7/16 | 5 | 10,76 | 46,53 | 66 | 710,16 | 3124,00 | 31 1/2 * 47 1/4 * 41 5/16 | 10652,40 | 12051,20 |
| Porcelain | 13 * 13 * 3/8 | 10 | 11,73 | 47,77 | 48 | 562,96 | 2345,15 | 31 1/2 * 47 1/4 * 31 7/8 | 11354,97 | 12385,19 |
| Single Fired | 13 * 13 * 3/8 | 10 | 11,73 | 47,06 | 48 | 562,96 | 2311,36 | 31 1/2 * 47 1/4 * 31 7/8 | 11518,23 | 12385,19 |
| Porcelain | 11 13/16 * 11 13/16 * 5/16 | 12 | 11,73 | 45,17 | 48 | 562,96 | 2220,33 | 31 1/2 * 47 1/4 * 29 1/2 | 11991,12 | 13387,26 |
| White Body wall tiles | 7 7/8 * 15 3/4 * 3/8 | 12 | 10,33 | 35,84 | 56 | 578,46 | 2059,66 | 31 1/2 * 47 1/4 * 37 3/8 | 12726,07 | 12726,07 |
| Porcelain | 2 15/16 * 26 9/16 * 7/16 | 15 | 8,07 | 37,70 | 63 | 508,41 | 2427,27 | 31 1/2 * 47 1/4 * 32 11/16 | 9910,97 | 11063,36 |
| Single Fired | 2 15/16 * 26 9/16 * 7/16 | 25 | 8,82 | 46,09 | 48 | 423,51 | 2264,68 | 31 1/2 * 47 1/4 * 30 11/16 | 8847,20 | 9872,10 |



















Embalaje *Packing*



















Características técnicas *Technical characteristics*



















| Modelo Model | Artículo Article | Referencia Reference | Formato Size | Espesor Thickness | Tarifa Price List | Gráficas Patterns | Tipo de Pasta Tile Body | ISO 10545-7 (PEI) | DIN 51130 (R) | DIN 51097 (A+B+C) | UNE 41 901 EX (CLASS) | ANSI A 131,1 (DCOF) | BS 7976-2 (WET) | Color de junta Color Join MAPEI |
|---|---------------------|------------------------|----------------|---------------------|---------------------|---------------------|---------------------------|-------------------|---------------|-------------------|-----------------------|---------------------|-----------------|-----------------------------------|
|  | C. FS FAENZA-A | 13714 | 11*33 | 9,5 | P-12 | 9 | Gres Single fired | - | - | - | - | - | - | 110 Manhattan |
|  | C. FS FAENZA-N | 13715 | 11*33 | 9,5 | P-12 | 9 | Gres Single fired | - | - | - | - | - | - | 110 Manhattan |
|  | C. FS MANISES-B | 13716 | 11*33 | 9,5 | P-12 | 9 | Gres Single fired | - | - | - | - | - | - | 110 Manhattan |
|  | COR.FS MIRAMBEL-A | 27093 | 5*11 | 10 | P-23 | - | Pasta Blanca White Body | - | - | - | - | - | - | 110 Manhattan |
|  | COR.FS MIRAMBEL-M | 27094 | 5*11 | 10 | P-23 | - | Pasta Blanca White Body | - | - | - | - | - | - | 110 Manhattan |
|  | FS 0 | 13305 | 45*45 | 9,5 | BN-14 | 13 | Gres Single fired | 4 | R-9 | - | C1 | >0,42 | +36 | 110 Manhattan |
|  | FS 1 | 12500 | 45*45 | 9,5 | BN-14 | 10 | Gres Single fired | 4 | R-9 | - | C1 | >0,42 | +36 | 110 Manhattan |
|  | FS 2 | 12501 | 45*45 | 9,5 | BN-14 | 8 | Gres Single fired | 4 | R-9 | - | C1 | >0,42 | +36 | 110 Manhattan |
|  | FS 3 | 12519 | 45*45 | 9,5 | BN-14 | 5 | Gres Single fired | 4 | R-9 | - | C1 | >0,42 | +36 | 110 Manhattan |
|  | FS 4 | 12541 | 45*45 | 9,5 | BN-14 | 4 | Gres Single fired | 4 | R-9 | - | C1 | >0,42 | +36 | 110 Manhattan |
|  | FS ALORA | 19277 | 45*45 | 9,5 | BN-14 | 17 | Gres Single fired | 4 | R-9 | - | C1 | >0,42 | +36 | 113 Cement Grey |
|  | FS ARLES BLACK LT | 31651 | 33*33 | 9,5 | BN-17 | 5 | Gres Single fired | 3 | - | - | - | - | - | 110 Manhattan |
|  | FS ARLES BLUE LT | 31649 | 33*33 | 9,5 | BN-17 | 5 | Gres Single fired | 3 | - | - | - | - | - | 110 Manhattan |
|  | FS ARLES BROWN LT | 31650 | 33*33 | 9,5 | BN-17 | 5 | Gres Single fired | 3 | - | - | - | - | - | 110 Manhattan |
|  | FS ARLES GREEN LT | 31652 | 33*33 | 9,5 | BN-17 | 5 | Gres Single fired | 3 | - | - | - | - | - | 110 Manhattan |
|  | FS ARTISAN DAMERO-A | 18244 | 33*33 | 9,5 | BN-14 | 5 | Gres Single fired | 4 | R-9 | - | C1 | >0,42 | +36 | 110 Manhattan |



















| Modelo Model | Artículo Article | Referencia Reference | Formato Size | Espesor Thickness | Tarifa Price List | Gráficas Patterns | Tipo de Pasta Tile Body | ISO 10545-7 (PEI) | DIN 51130 (R) | DIN 51097 (A+B+C) | UNE 41 901 EX (CLASS) | ANSI A 131,1 (DCOF) | BS 7976-2 (WET) | Color de junta Color Join MAPEI |
|---|--------------------|------------------------|----------------|---------------------|---------------------|---------------------|---------------------------|-------------------|---------------|-------------------|-----------------------|---------------------|-----------------|-----------------------------------|
|  | FS ARTISAN DECOR-A | 18151 | 33*33 | 9,5 | BN-14 | 5 | Gres Single fired | 4 | R-9 | - | C1 | >0,42 | +36 | 110 Manhattan |
|  | FS ARTISAN-B | 18150 | 33*33 | 9,5 | BN-14 | 6 | Gres Single fired | 5 | R-9 | - | C1 | >0,42 | +36 | 110 Manhattan |
|  | FS AURORA BLACK | 27277 | 45*45 | 9,5 | BN-14 | 10 | Gres Single fired | 4 | R-9 | - | C1 | > 0,42 | +36 | 110 Manhattan |
|  | FS AURORA BLUE | 27279 | 45*45 | 9,5 | BN-14 | 10 | Gres Single fired | 4 | R-9 | - | C1 | > 0,42 | +36 | 110 Manhattan |
|  | FS AURORA SAGE | 27278 | 45*45 | 9,5 | BN-14 | 10 | Gres Single fired | 4 | R-9 | - | C1 | > 0,42 | +36 | 110 Manhattan |
|  | FS AURORA WHITE | 27276 | 45*45 | 9,5 | BN-14 | 10 | Gres Single fired | 4 | R-9 | - | C1 | > 0,42 | +36 | 110 Manhattan |
|  | FS BLOSSOM | 30065 | 45*45 | 9,5 | BN-14 | 10 | Gres Single fired | 4 | R-9 | - | C1 | >0,42 | +36 | 110 Manhattan |
|  | FS BLUME BLACK | 27228 | 45*45 | 9,5 | BN-14 | 10 | Gres Single fired | 4 | R-9 | - | C1 | > 0,42 | - | 110 Manhattan |
|  | FS BLUME BLUE | 27226 | 45*45 | 9,5 | BN-14 | 10 | Gres Single fired | 4 | R-9 | - | C1 | > 0,42 | - | 110 Manhattan |
|  | FS BLUME SAGE | 27227 | 45*45 | 9,5 | BN-14 | 10 | Gres Single fired | 4 | R-9 | - | C1 | > 0,42 | - | 110 Manhattan |
|  | FS BLUME WHITE | 27229 | 45*45 | 9,5 | BN-14 | 10 | Gres Single fired | 4 | R-9 | - | C1 | > 0,42 | - | 110 Manhattan |
|  | FS BRETAGNE | 16446 | 45*45 | 9,5 | BN-14 | 16 | Gres Single fired | 4 | R-9 | - | C1 | - | - | 113 Cement Grey |
|  | FS CHECKER SAND | 30067 | 45*45 | 9,5 | BN-14 | 10 | Gres Single fired | 3 | R-9 | - | C1 | >0,42 | +36 | 110 Manhattan |
|  | FS CHECKER SILVER | 30068 | 45*45 | 9,5 | BN-14 | 10 | Gres Single fired | 3 | R-9 | - | C1 | >0,42 | +36 | 110 Manhattan |
|  | FS CHESTER | 21009 | 45*45 | 9,5 | BN-14 | 6 | Gres Single fired | 4 | R-9 | - | C1 | - | - | 113 Cement Grey |
|  | FS COMILLAS | 20933 | 33*33 | 9,5 | BN-14 | 8 | Gres Single fired | 4 | R-10 | A+B | C2 | >0,42 | +36 | 113 Cement Grey |
|  | FS DAMERO-N | 15077 | 45*45 | 9,5 | BN-14 | 13 | Gres Single fired | 4 | R-9 | - | C1 | >0,42 | +36 | 110 Manhattan |
|  | FS ESPIGA | 15816 | 45*45 | 9,5 | BN-14 | 3 | Gres Single fired | 4 | R-9 | - | C1 | >0,42 | +36 | 110 Manhattan |



















| Modelo Model | Artículo Article | Referencia Reference | Formato Size | Espesor Thickness | Tarifa Price List | Gráficas Patterns | Tipo de Pasta Tile Body | ISO 10545-7 (PEI) | DIN 51130 (R) | DIN 51097 (A+B+C) | UNE 41 901 EX (CLASS) | ANSI A 131,1 (DCOF) | BS 7976-2 (WET) | Color de junta Color Join MAPEI |
|---|-----------------------|------------------------|----------------|---------------------|---------------------|---------------------|---------------------------|-------------------|---------------|-------------------|-----------------------|---------------------|-----------------|-----------------------------------|
|  | FS ETNA BLACK | 27230 | 33*33 | 9,5 | BN-14 | 11 | Gres Single fired | 4 | R-9 | - | C1 | > 0,42 | - | 113 Cement Grey |
|  | FS ETNA BLUE | 27232 | 33*33 | 9,5 | BN-14 | 11 | Gres Single fired | 4 | R-9 | - | C1 | > 0,42 | - | 113 Cement Grey |
|  | FS ETNA SAGE | 27233 | 33*33 | 9,5 | BN-14 | 11 | Gres Single fired | 4 | R-9 | - | C1 | > 0,42 | - | 113 Cement Grey |
|  | FS ETNA WHITE | 27231 | 33*33 | 9,5 | BN-14 | 11 | Gres Single fired | 4 | R-9 | - | C1 | > 0,42 | - | 113 Cement Grey |
|  | FS FAENZA-A | 13618 | 33*33 | 9,5 | BN-14 | 3 | Gres Single fired | 4 | R-9 | - | C1 | - | - | 110 Manhattan |
|  | FS FAENZA-N | 13619 | 33*33 | 9,5 | BN-14 | 3 | Gres Single fired | 4 | R-9 | - | C1 | - | - | 110 Manhattan |
|  | FS FIELD BLACK LT | 36382 | 45,2*45,2 | 9,5 | BN-151 | 10 | Porcelánico Porcelain | - | R-11 | A+B+C | C3 | > 0,42 | +36 | 110 Manhattan |
|  | FS FIELD BLUE LT | 36383 | 45,2*45,2 | 9,5 | BN-151 | 10 | Porcelánico Porcelain | - | R-11 | A+B+C | C3 | > 0,42 | +36 | 110 Manhattan |
|  | FS FIELD BROWN LT | 36384 | 45,2*45,2 | 9,5 | BN-151 | 10 | Porcelánico Porcelain | - | R-11 | A+B+C | C3 | > 0,42 | +36 | 110 Manhattan |
|  | FS FOREST BLACK | 34443 | 45*45 | 9,5 | BN-14 | 10 | Gres Single fired | - | R-9 | - | C1 | > 0,42 | +36 | 114 Anthracite |
|  | FS FOREST MIX | 34445 | 45*45 | 9,5 | BN-14 | 10 | Gres Single fired | - | - | - | - | - | - | 133 Sand |
|  | FS FOREST NATURAL | 34444 | 45*45 | 9,5 | BN-14 | 10 | Gres Single fired | - | R-9 | - | C1 | > 0,42 | +36 | 133 Sand |
|  | FS FOREST PLANK | 34881 | 7,3*45 | 9,5 | BN-146 | 48 | Gres Single fired | - | - | - | - | - | - | 133 Sand |
|  | FS FOREST WHITE | 34442 | 45*45 | 9,5 | BN-14 | 10 | Gres Single fired | - | R-9 | - | C1 | > 0,42 | +36 | 110 Manhattan |
|  | FS HERITAGE LEAVES LT | 30895 | 45*45 | 9,5 | BN-17 | 10 | Gres Single fired | 4 | - | - | - | - | - | 110 Manhattan |
|  | FS HERITAGE ORNATE LT | 30894 | 45*45 | 9,5 | BN-17 | 10 | Gres Single fired | 4 | - | - | - | - | - | 110 Manhattan |
|  | FS HERITAGE SQUARE LT | 30893 | 45*45 | 9,5 | BN-17 | 10 | Gres Single fired | 4 | - | - | - | - | - | 110 Manhattan |
|  | FS HERITAGE WHITE LT | 30892 | 45*45 | 9,5 | BN-17 | 10 | Gres Single fired | 4 | - | - | - | - | - | 110 Manhattan |
















| Modelo Model | Artículo Article | Referencia Reference | Formato Size | Espesor Thickness | Tarifa Price List | Gráficas Patterns | Tipo de Pasta Tile Body | ISO 10545-7 (PEI) | DIN 51130 (R) | DIN 51097 (A+B+C) | UNE 41 901 EX (CLASS) | ANSI A 131,1 (DCOF) | BS 7976-2 (WET) | Color de junta Color Join MAPEI |
|---|--------------------|------------------------|----------------|---------------------|---------------------|---------------------|---------------------------|-------------------|---------------|-------------------|-----------------------|---------------------|-----------------|-----------------------------------|
|  | FS IRON OXIDE LT | 34446 | 20*40 | 10,3 | BN-18 | 12 | Pasta Blanca White Body | - | - | - | - | - | - | 114 Anthracite |
|  | FS IRON WHITE LT | 34447 | 20*40 | 10,3 | BN-18 | 12 | Pasta Blanca White Body | - | - | - | - | - | - | 114 Anthracite |
|  | FS IVY BLACK | 26170 | 45*45 | 9,5 | BN-14 | 10 | Gres Single fired | 4 | R-9 | - | C1 | > 0,42 | +36 | 110 Manhattan |
|  | FS IVY BLUE | 26171 | 45*45 | 9,5 | BN-14 | 10 | Gres Single fired | 4 | R-9 | - | C1 | > 0,42 | +36 | 110 Manhattan |
|  | FS IVY SAGE | 26172 | 45*45 | 9,5 | BN-14 | 10 | Gres Single fired | 4 | R-9 | - | C1 | > 0,42 | +36 | 110 Manhattan |
|  | FS JAIPUR BLACK LT | 34438 | 45*45 | 9,5 | BN-17 | 10 | Gres Single fired | - | - | - | C1 | - | - | 114 Anthracite |
|  | FS JAIPUR WHITE LT | 34439 | 45*45 | 9,5 | BN-17 | 10 | Gres Single fired | - | - | - | C1 | - | - | 110 Manhattan |
|  | FS LOFT BLACK | 34450 | 20*40 | 10,3 | BN-18 | 6 | Pasta Blanca White Body | - | - | - | - | - | - | 114 Anthracite |
|  | FS LOFT CLAY | 34451 | 20*40 | 10,3 | BN-18 | 6 | Pasta Blanca White Body | - | - | - | - | - | - | 134 Silk |
|  | FS LOFT WHITE | 34449 | 20*40 | 10,3 | BN-18 | 6 | Pasta Blanca White Body | - | - | - | - | - | - | 110 Manhattan |
|  | FS MANISES-B | 13621 | 33*33 | 9,5 | BN-14 | 3 | Gres Single fired | 4 | R-9 | - | C1 | - | - | 110 Manhattan |
|  | FS MARAIS | 24268 | 45,2*45,2 | 9,5 | BN-61 | 10 | Porcelánico Porcelain | 4 | R-9 | - | C1 | >0,42 | +36 | 110 Manhattan |
|  | FS MARRAKECH BLUE | 21936 | 45*45 | 9,5 | BN-14 | 6 | Gres Single fired | 4 | R-9 | - | C1 | >0,42 | +36 | 113 Cement Grey |
|  | FS MARRAKECH GREY | 21937 | 45*45 | 9,5 | BN-14 | 6 | Gres Single fired | 4 | R-9 | - | C1 | >0,42 | +36 | 113 Cement Grey |
|  | FS MELVIN COLOR | 20032 | 7,4*67,5 | 10,5 | BN-73 | 90 | Porcelánico Porcelain | 4 | R-9 | - | C1 | - | - | 113 Cement Grey |
|  | FS MELVIN WHITE | 20033 | 7,4*67,5 | 10,5 | BN-73 | 78 | Porcelánico Porcelain | 4 | R-9 | - | C1 | - | - | 113 Cement Grey |
|  | FS MIRAMBEL-A | 20300 | 33*33 | 9,5 | BN-14 | 4 | Gres Single fired | 4 | R-10 | A+B | C2 | >0,42 | +36 | 110 Manhattan |
|  | FS MIRAMBEL-B | 20527 | 33*33 | 9,5 | BN-14 | 4 | Gres Single fired | 4 | R-10 | A+B | C2 | >0,42 | +36 | 110 Manhattan |

| Modelo Model | Artículo Article | Referencia Reference | Formato Size | Espesor Thickness | Tarifa Price List | Gráficas Patterns | Tipo de Pasta Tile Body | ISO 10545-7 (PEI) | DIN 51130 (R) | DIN 51097 (A+B+C) | UNE 41 901 EX (CLASS) | ANSI A 131,1 (DCOF) | BS 7976-2 (WET) | Color de junta Color Join MAPEI |
|---|--------------------|------------------------|----------------|---------------------|---------------------|---------------------|---------------------------|-------------------|---------------|-------------------|-----------------------|---------------------|-----------------|-----------------------------------|
|  | FS MIRAMBEL-M | 20301 | 33*33 | 9,5 | BN-14 | 4 | Gres Single fired | 4 | R-10 | A+B | C2 | >0,42 | +36 | 110 Manhattan |
|  | FS MUD COCOA | 29760 | 20*40 | 10,3 | BN-3 | 35 | Pasta Blanca White Body | - | - | - | - | - | - | 130 Jasmine |
|  | FS MUD SAND | 29761 | 20*40 | 10,3 | BN-3 | 35 | Pasta Blanca White Body | - | - | - | - | - | - | 130 Jasmine |
|  | FS MUD SILVER | 29758 | 20*40 | 10,3 | BN-3 | 35 | Pasta Blanca White Body | - | - | - | - | - | - | 110 Manhattan |
|  | FS MUD WHITE | 29759 | 20*40 | 10,3 | BN-3 | 35 | Pasta Blanca White Body | - | - | - | - | - | - | 110 Manhattan |
|  | FS NIJAR | 20402 | 45*45 | 9,5 | BN-14 | 6 | Gres Single fired | 3 | R-10 | A+B | C2 | >0,42 | +36 | 110 Manhattan |
|  | FS NORWICH | 22058 | 33*33 | 9,5 | BN-61 | 21 | Porcelánico Porcelain | 4 | R-9 | - | C1 | >0,42 | - | 113 Cement Grey |
|  | FS OFELIA | 21076 | 45,2*45,2 | 9,5 | BN-61 | 180 | Porcelánico Porcelain | 4 | R-10 | A+B | C2 | >0,42 | +36 | 113 Cement Grey |
|  | FS OLDKER | 20302 | 33*33 | 9,5 | BN-14 | 10 | Gres Single fired | 4 | R-10 | A+B | C1 | - | +36 | 110 Manhattan |
|  | FS PORTO AMARAL | 31653 | 45*45 | 9,5 | BN-14 | 10 | Gres Single fired | 4 | R-9 | - | C1 | > 0,42 | +36 | 110 Manhattan |
|  | FS PORTO FATIMA | 31654 | 45*45 | 9,5 | BN-14 | 10 | Gres Single fired | 4 | R-9 | - | C1 | > 0,42 | +36 | 110 Manhattan |
|  | FS PORTO FLAVIA | 31655 | 45*45 | 9,5 | BN-14 | 10 | Gres Single fired | 4 | R-9 | - | C1 | > 0,42 | +36 | 110 Manhattan |
|  | FS PORTO IRIA | 31656 | 45*45 | 9,5 | BN-14 | 10 | Gres Single fired | 4 | R-9 | - | C1 | > 0,42 | +36 | 110 Manhattan |
|  | FS RAKU BLACK | 28941 | 20*40 | 10,3 | BN-3 | 35 | Pasta Blanca White Body | - | - | - | - | - | - | 110 Manhattan |
|  | FS RAKU BLUE | 28939 | 20*40 | 10,3 | BN-3 | 35 | Pasta Blanca White Body | - | - | - | - | - | - | 110 Manhattan |
|  | FS RAKU COLORS | 28944 | 20*40 | 10,3 | BN-3 | 35 | Pasta Blanca White Body | - | - | - | - | - | - | 110 Manhattan |
|  | FS RAKU CREAM | 28942 | 20*40 | 10,3 | BN-3 | 35 | Pasta Blanca White Body | - | - | - | - | - | - | 110 Manhattan |
|  | FS RAKU SAGE | 28940 | 20*40 | 10,3 | BN-3 | 35 | Pasta Blanca White Body | - | - | - | - | - | - | 110 Manhattan |

| Modelo Model | Artículo Article | Referencia Reference | Formato Size | Espesor Thickness | Tarifa Price List | Gráficas Patterns | Tipo de Pasta Tile Body | ISO 10545-7 (PEI) | DIN 51130 (R) | DIN 51097 (A+B+C) | UNE 41 901 EX (CLASS) | ANSI A 131,1 (DCOF) | BS 7976-2 (WET) | Color de junta Color Join MAPEI |
|---|--------------------|------------------------|----------------|---------------------|---------------------|---------------------|---------------------------|-------------------|---------------|-------------------|-----------------------|---------------------|-----------------|-----------------------------------|
|  | FS RAKU SILVER | 28943 | 20*40 | 10,3 | BN-3 | 35 | Pasta Blanca White Body | - | - | - | - | - | - | 110 Manhattan |
|  | FS RAKU WHITE | 28938 | 20*40 | 10,3 | BN-3 | 35 | Pasta Blanca White Body | - | - | - | - | - | - | 110 Manhattan |
|  | FS ROAD MARS AS | 36372 | 90*90 | 9 | BN-150 | 10 | Porcelánico Porcelain | - | R-11 | A+B+C | C3 | > 0,42 | +36 | 136 Mud |
|  | FS ROAD MOON AS | 36373 | 90*90 | 9 | BN-150 | 10 | Porcelánico Porcelain | - | R-11 | A+B+C | C3 | > 0,42 | +36 | 113 Cement Grey |
|  | FS ROCK AS | 36381 | 45,2*45,2 | 9,5 | BN-149 | 10 | Porcelánico Porcelain | - | R-11 | A+B+C | C3 | > 0,42 | +36 | 110 Manhattan |
|  | FS ROCKSTAR-N AS | 36379 | 45,2*45,2 | 9,5 | BN-149 | 10 | Porcelánico Porcelain | - | R-11 | A+B+C | C3 | > 0,42 | +36 | 110 Manhattan |
|  | FS ROMBOS-N | 16447 | 45*45 | 9,5 | BN-14 | 4 | Gres Single fired | 4 | R-9 | - | C1 | >0,42 | +36 | 110 Manhattan |
|  | FS ROOTS-0 | 29295 | 45*45 | 9,5 | BN-14 | 7 | Gres Single fired | 4 | R-9 | - | C1 | >0,42 | +36 | 110 Manhattan |
|  | FS ROOTS-1 | 28888 | 45*45 | 9,5 | BN-14 | 7 | Gres Single fired | 4 | R-9 | - | C1 | >0,42 | +36 | 110 Manhattan |
|  | FS ROOTS-2 | 28889 | 45*45 | 9,5 | BN-14 | 7 | Gres Single fired | 4 | R-9 | - | C1 | >0,42 | +36 | 110 Manhattan |
|  | FS ROOTS-3 | 28890 | 45*45 | 9,5 | BN-14 | 7 | Gres Single fired | 4 | R-9 | - | C1 | >0,42 | +36 | 110 Manhattan |
|  | FS ROOTS-4 | 28891 | 45*45 | 9,5 | BN-14 | 7 | Gres Single fired | 4 | R-9 | - | C1 | >0,42 | +36 | 110 Manhattan |
|  | FS RUE | 24266 | 45,2*45,2 | 9,5 | BN-61 | 16 | Porcelánico Porcelain | 4 | R-9 | - | C1 | >0,42 | +36 | 110 Manhattan |
|  | FS SABI | 32446 | 45*45 | 9,5 | BN-14 | 10 | Gres Single fired | 4 | R-9 | - | C1 | >0,42 | +36 | 110 Manhattan |
|  | FS SAJA-B | 20087 | 33*33 | 9,5 | BN-14 | 7 | Gres Single fired | 3 | - | - | C1 | - | - | 110 Manhattan |
|  | FS SAJA-N | 20086 | 33*33 | 9,5 | BN-14 | 9 | Gres Single fired | 3 | - | - | C1 | - | - | 114 Anthracite |
|  | FS SEA BLUE LT | 32444 | 33*33 | 9,5 | BN-17 | 10 | Gres Single fired | 3 | - | - | - | - | - | 110 Manhattan |
|  | FS SEA WHITE LT | 32445 | 33*33 | 9,5 | BN-17 | 10 | Gres Single fired | 3 | - | - | - | - | - | 110 Manhattan |

| Modelo Model | Artículo Article | Referencia Reference | Formato Size | Espesor Thickness | Tarifa Price List | Gráficas Patterns | Tipo de Pasta Tile Body | ISO 10545-7 (PEI) | DIN 51130 (R) | DIN 51097 (A+B+C) | UNE 41 901 EX (CLASS) | ANSI A 131,1 (DCOF) | BS 7976-2 (WET) | Color de junta Color Join MAPEI |
|---|--------------------|------------------------|----------------|---------------------|---------------------|---------------------|---------------------------|-------------------|---------------|-------------------|-----------------------|---------------------|-----------------|-----------------------------------|
|  | FS SEAL | 30066 | 45*45 | 9,5 | BN-14 | 10 | Gres Single fired | 4 | R-9 | - | C1 | >0,42 | +36 | 110 Manhattan |
|  | FS SEATTLE | 18152 | 30*30 | 8 | BN-61 | 26 | Porcelánico Porcelain | 3 | R-9 | - | C1 | - | - | 110 Manhattan |
|  | FS SENA BLUE | 24267 | 45,2*45,2 | 9,5 | BN-61 | 6 | Porcelánico Porcelain | 3 | R-9 | - | C1 | >0,42 | +36 | 110 Manhattan |
|  | FS STAR ARA BLACK | 28148 | 45*45 | 9,5 | BN-14 | 9 | Gres Single fired | 4 | R-9 | - | C1 | >0,42 | +36 | 110 Manhattan |
|  | FS STAR BLACK LT | 32447 | 45*45 | 9,5 | BN-17 | 10 | Gres Single fired | 3 | R-10 | - | C2 | >0,42 | +36 | 110 Manhattan |
|  | FS STAR BLUE | 23200 | 45*45 | 9,5 | BN-14 | 9 | Gres Single fired | 4 | R-9 | - | C1 | >0,42 | +36 | 110 Manhattan |
|  | FS STAR BLUE LT | 32448 | 45*45 | 9,5 | BN-17 | 10 | Gres Single fired | 3 | R-10 | - | C2 | >0,42 | +36 | 110 Manhattan |
|  | FS STAR NIGHT | 28146 | 45*45 | 9,5 | BN-14 | 10 | Gres Single fired | - | R-9 | - | C1 | > 0,42 | +36 | 114 Anthracite |
|  | FS STAR OXIDE | 23198 | 45*45 | 9,5 | BN-14 | 9 | Gres Single fired | 4 | R-9 | - | C1 | >0,42 | +36 | 110 Manhattan |
|  | FS STAR SAGE | 23199 | 45*45 | 9,5 | BN-14 | 9 | Gres Single fired | 4 | R-9 | - | C1 | >0,42 | +36 | 110 Manhattan |
|  | FS STAR SAGE LT | 32449 | 45*45 | 9,5 | BN-17 | 10 | Gres Single fired | 3 | R-10 | - | C2 | >0,42 | +36 | 110 Manhattan |
|  | FS STAR SKY | 28147 | 45*45 | 9,5 | BN-14 | 10 | Gres Single fired | - | R-9 | - | C1 | > 0,42 | +36 | 110 Manhattan |
|  | FS STAR WHITE | 27325 | 45*45 | 9,5 | BN-14 | 10 | Gres Single fired | 4 | R-9 | - | C1 | > 0,42 | +36 | 110 Manhattan |
|  | FS STAR WHITE LT | 33214 | 45*45 | 9,5 | BN-17 | 10 | Gres Single fired | 4 | R-10 | - | C2 | >0,42 | +36 | 110 Manhattan |
|  | FS STAR-N | 19136 | 45*45 | 9,5 | BN-14 | 9 | Gres Single fired | 4 | R-9 | - | C1 | >0,42 | +36 | 110 Manhattan |
|  | FS TEMPLE BLACK | 24713 | 45*45 | 9,5 | BN-14 | 10 | Gres Single fired | 4 | R-9 | - | C1 | >0,42 | +36 | 110 Manhattan |
|  | FS TEMPLE BLUE | 24716 | 45*45 | 9,5 | BN-14 | 10 | Gres Single fired | 4 | R-9 | - | C1 | >0,42 | +36 | 110 Manhattan |
|  | FS TEMPLE OXIDE | 24715 | 45*45 | 9,5 | BN-14 | 10 | Gres Single fired | 4 | R-9 | - | C1 | >0,42 | +36 | 110 Manhattan |


| Modelo Model | Artículo Article | Referencia Reference | Formato Size | Espesor Thickness | Tarifa Price List | Gráficas Patterns | Tipo de Pasta Tile Body | ISO 10545-7 (PEI) | DIN 51130 (R) | DIN 51097 (A+B+C) | UNE 41 901 EX (CLASS) | ANSI A 131,1 (DCOF) | BS 7976-2 (WET) | Color de junta Color Join MAPEI |
|---|-------------------------------|------------------------|----------------|---------------------|---------------------|---------------------|---------------------------|-------------------|---------------|-------------------|-----------------------|---------------------|-----------------|-----------------------------------|
|  | FS TEMPLE SAGE | 24714 | 45*45 | 9,5 | BN-14 | 10 | Gres Single fired | 4 | R-9 | - | C1 | >0,42 | +36 | 110 Manhattan |
|  | FS TRADITION BRICK BLUE LT | 30898 | 20*40 | 10,3 | BN-18 | 30 | Pasta Blanca White Body | - | - | - | - | - | - | 110 Manhattan |
|  | FS TRADITION BRICK GREEN LT | 31131 | 20*40 | 10,3 | BN-18 | 30 | Pasta Blanca White Body | - | - | - | - | - | - | 110 Manhattan |
|  | FS TRADITION BRICK SILVER LT | 30897 | 20*40 | 10,3 | BN-18 | 30 | Pasta Blanca White Body | - | - | - | - | - | - | 110 Manhattan |
|  | FS TRADITION BRICK WHITE LT | 30961 | 20*40 | 10,3 | BN-18 | 30 | Pasta Blanca White Body | - | - | - | - | - | - | 110 Manhattan |
|  | FS TRADITION SQUARE BLUE LT | 30899 | 20*40 | 10,3 | BN-18 | 30 | Pasta Blanca White Body | - | - | - | - | - | - | 110 Manhattan |
|  | FS TRADITION SQUARE GREEN LT | 31132 | 20*40 | 10,3 | BN-18 | 30 | Pasta Blanca White Body | - | - | - | - | - | - | 110 Manhattan |
|  | FS TRADITION SQUARE SILVER LT | 30962 | 20*40 | 10,3 | BN-18 | 30 | Pasta Blanca White Body | - | - | - | - | - | - | 110 Manhattan |
|  | FS TRADITION SQUARE WHITE LT | 30896 | 20*40 | 10,3 | BN-18 | 30 | Pasta Blanca White Body | - | - | - | - | - | - | 110 Manhattan |
|  | FS VENDOME | 24269 | 45,2*45,2 | 9,5 | BN-61 | 16 | Porcelánico Porcelain | 4 | R-9 | - | C1 | >0,42 | +36 | 110 Manhattan |
|  | FS VENECIA/46 | 21078 | 45,2*45,2 | 9,5 | BN-61 | 21 | Porcelánico Porcelain | 4 | R-11 | A+B | C2 | >0,42 | +36 | 113 Cement Grey |
|  | FS VENECIA/60X60/R | 25659 | 60*60 | 9 | BN-91 | 16 | Porcelánico Porcelain | 4 | R-11 | A+B | C2 | >0,42 | +36 | 113 Cement Grey |
|  | FS WABI | 32443 | 33*33 | 9,5 | BN-14 | 10 | Gres Single fired | 4 | R-9 | - | C1 | >0,42 | +36 | 110 Manhattan |
|  | FS WABI ARROW | 32442 | 33*33 | 9,5 | BN-14 | 10 | Gres Single fired | 4 | R-9 | - | C1 | >0,42 | +36 | 110 Manhattan |
|  | FS WILD AS | 36330 | 19,5*121,5 | 9 | BN-152 | 30 | Porcelánico Porcelain | - | R-11 | A+B+C | C3 | > 0,42 | +36 | 110 Manhattan |
|  | FS YARD BLACK | 26173 | 45*45 | 9,5 | BN-14 | 10 | Gres Single fired | 4 | R-9 | - | C1 | > 0,42 | +36 | 110 Manhattan |
|  | FS YARD BLUE | 26174 | 45*45 | 9,5 | BN-14 | 10 | Gres Single fired | 4 | R-9 | - | C1 | > 0,42 | +36 | 110 Manhattan |
|  | FS YARD SAGE | 26175 | 45*45 | 9,5 | BN-14 | 10 | Gres Single fired | 4 | R-9 | - | C1 | > 0,42 | +36 | 110 Manhattan |

| Modelo Model | Artículo Article | Referencia Reference | Formato Size | Espesor Thickness | Tarifa Price List | Gráficas Patterns | Tipo de Pasta Tile Body | ISO 10545-7 (PEI) | DIN 51130 (R) | DIN 51097 (A+B+C) | UNE 41 901 EX (CLASS) | ANSI A 131,1 (DCOF) | BS 7976-2 (WET) | Color de junta Color Join MAPEI |
|---|-----------------------|------------------------|----------------|---------------------|---------------------|---------------------|---------------------------|-------------------|---------------|-------------------|-----------------------|---------------------|-----------------|-----------------------------------|
|  | L FS BRASS/22,3 | 27779 | 1*22,3 | 10 | P-43 | - | Pasta Blanca White Body | - | - | - | - | - | - | 110 Manhattan |
|  | L FS RAKU GOLD/1,5X20 | 29177 | 1,5*20 | 8 | P-14 | - | Pasta Blanca White Body | - | - | - | - | - | - | 110 Manhattan |
|  | M FS MANISES-A | 13668 | 5*11 | - | P-22 | - | Gres Single fired | - | - | - | - | - | - | 110 Manhattan |
|  | M FS MANISES-B | 13670 | 5*11 | - | P-22 | - | Gres Single fired | - | - | - | - | - | - | 110 Manhattan |
|  | M FS MANISES-N | 13669 | 5*11 | - | P-22 | - | Gres Single fired | - | - | - | - | - | - | 110 Manhattan |
|  | R FS-0 | 13502 | 8*45 | 8 | P-8 | - | Gres Single fired | - | - | - | - | - | - | 110 Manhattan |
|  | R FS ALORA | 19406 | 8*45 | 8 | P-8 | - | Gres Single fired | - | - | - | - | - | - | 113 Cement Grey |
|  | R FS OFELIA | 24278 | 8*45,2 | 9,5 | P-29 | - | Porcelánico Porcelain | - | - | - | - | - | - | 113 Cement Grey |
|  | R FS ROOTS-0 | 29622 | 8*45 | 8 | P-8 | - | Gres Single fired | - | - | - | - | - | - | 110 Manhattan |
|  | R FS SEATTLE | 19739 | 7,5*30 | 8 | P-9 | - | Porcelánico Porcelain | - | - | - | - | - | - | 110 Manhattan |
|  | R FS VENECIA | 37533 | 8*60 | 9,5 | P-34 | - | Porcelánico Porcelain | - | - | - | - | - | - | 113 Cement Grey |
|  | R FS WILD | 37080 | 8*60 | 9 | P-34 | - | Porcelánico Porcelain | - | - | - | - | - | - | 110 Manhattan |
|  | T.FS FAENZA-A | 13717 | 11*11 | 9,5 | P-6 | 12 | Gres Single fired | - | - | - | - | - | - | 110 Manhattan |
|  | T.FS FAENZA-N | 13719 | 11*11 | 9,5 | P-6 | 12 | Gres Single fired | - | - | - | - | - | - | 110 Manhattan |
|  | T.FS MANISES-B | 13720 | 11*11 | 9,5 | P-6 | 12 | Gres Single fired | - | - | - | - | - | - | 110 Manhattan |

ADDITIONAL

| | |
|-----------------------------|-----|
| NORMATIVA_ REGULATION | 386 |
| MANIPULADO_ HANDLING | 388 |
| LIMPIEZA_ CLEANING | 390 |
| ICONOGRAFÍA_ ICONOGRAPHY | 391 |

info



Normas de producto acabado ·

Según la norma de especificaciones UNE-EN-14411, nuestros productos pertenecen a los siguientes grupos:

GRES PORCELÁNICO: grupo Bla, baldosas prensadas en seco, con una absorción de agua E≤0.5%.

GRES: grupo Blla, baldosas prensadas en seco, 3<E≤6%.

REVESTIMIENTO: grupo Blll, baldosas en seco, E>10%.

Normas de ensayo

ISO 10545-2: Determinación de las dimensiones

Establece métodos para la determinación de las características dimensionales (longitud, anchura, grosor, rectitud de lados, ortogonalidad y planitud de superficie).

ISO 10545-3: Determinación de la absorción de agua

La absorción de agua es una medida de la mayor o menor porosidad del soporte cerámico. El ensayo determina la cantidad de agua que absorben las piezas, sumergidas en agua a ebullición durante dos horas. Se expresa en % de agua absorbida respecto a la masa en seco de las piezas.

ISO 10545-4: Determinación de la resistencia a la flexión

Se determina la resistencia a la flexión de una baldosa, aplicando una fuerza en el centro de la cara vista. La fuerza aplicada va en aumento hasta conseguir romper la baldosa. La resistencia a la flexión se expresa en N/mm².

ISO 10545-7: Determinación de la abrasión superficial de las baldosas esmaltadas

Determinación de la resistencia a la abrasión del esmalte de las baldosas, por rotación de una carga abrasiva sobre la superficie y comparación visual de baldosas sometidas y no sometidas al ensayo. La clasificación varía de PEI 1 hasta 5.

Para el uso correcto de un pavimento cerámico, hay que conocer la resistencia al desgaste del mismo. La cual está influenciada, no sólo por sus características, sino también por el lugar donde se va a instalar. La presencia de materiales abrasivos (arena, gravilla, ...), así como los locales con acceso directo desde el exterior, son factores que acortan la duración del pavimento. Nuestros pavimentos han sido clasificados en cinco grupos, que establecen su resistencia a la abrasión y al desgaste:

PEI 1: Pavimentos sometidos a tráfico ligero, donde se utiliza calzado suave y exento de productos abrasivos. Recomendado en dormitorios y cuartos de baño de viviendas privadas, sin contacto con el exterior.

PEI 2: Pavimentos sometidos a tráfico medio-ligero, donde se utiliza calzado suave. Recomendado en todas las viviendas unifamiliares con excepción de cocinas, entradas, escaleras y terrazas.

PEI 3: Pavimentos sometidos a tráfico medio, donde se utiliza calzado normal. Recomendado en todas las habitaciones de las viviendas privadas y de hoteles, a excepción de las zonas comunes, como escaleras, entradas, etc.

PEI 4: Pavimentos sometidos a tráfico medio-alto. Recomendado en todo tipo de viviendas colectivas y unifamiliares, terrazas, cocinas, despachos y oficinas. No pertenecen a este grupo todos los lugares públicos sometidos a tráfico intenso, como estancos, puestos de periódicos, panaderías, barras de bar, estaciones de transporte público, etc.

PEI 5: Pavimentos adaptados a tráfico muy intenso. Recomendado en centros comerciales, estaciones, aeropuertos, etc.

ISO 10545-9: Resistencia al choque térmico

Determinación de la resistencia al choque térmico de una baldosa entera sometida a diez ciclos de variación de temperatura entre 15°C y 145°C .

EN-101: Dureza superficial

La dureza superficial determina la capacidad de resistencia de la superficie del esmalte al rayado. Las baldosas se clasifican en una escala de 1 a 10 en función de la dureza creciente de los minerales utilizados para rayarla. La escala de dureza MOHS es la siguiente:

1 talco - 2 yeso - 3 calcita - 4 fluorita - 5 apatito - 6 feldespato - 7 cuarzo - 8 topacio - 9 corindón - 10 diamante.

ISO 10545-11: Determinación de la resistencia al cuarteo

Determinación de la resistencia a la formación de fisuras del esmalte, sometiendo baldosas enteras al vapor, a la presión de 5 Kg/cm² en un autoclave y después examinándolas en busca de fisuras tras la aplicación de un tinte en la cara esmaltada.

ISO 10545-12: Determinación de la resistencia a la helada

Establece un método mediante el cual, se impregnan de agua las baldosas enteras y se someten posteriormente a 100 ciclos de congelación-deshielo, entre + 5°C y - 5°C.

DIN-51130: Determinación del ángulo crítico de deslizamiento. Rampa

Este método también se llama “método de la rampa inclinada”. Sobre una plataforma, que se puede regular en altura, se colocan las baldosas a ensayar ocupando una superficie total de 100 cm x 50 cm. Seguidamente se aplica uniformemente una capa de aceite sobre dicha superficie y en las suelas de los zapatos del técnico que realizará el ensayo. La plataforma, sobre la que camina un técnico, incrementa progresivamente el ángulo respecto de la horizontal, hasta que detecta indicios de deslizamiento. Como resultado se obtiene el ángulo máximo que permite una circulación segura sobre el pavimento.

| Ángulo | Grupo |
|-------------|-------|
| 6°< a <10° | R9 |
| 10°< a <19° | R10 |
| 19°< a <27° | R11 |
| 27°< a <35° | R12 |
| 35°< a | R13 |

UNE-41901 EX: Determinación del valor de la resistencia al deslizamiento. Péndulo

El equipo consiste en un péndulo de longitud de brazo 510 mm, que soporta un deslizador de caucho de dimensiones 76x25 mm. La altura del equipo se ajusta para conseguir que el deslizador, mantenga el contacto con la superficie durante un recorrido de 126+1 mm.

La muestra se sumerge en agua durante un mínimo de 30 minutos previamente al ensayo. Cada baldosa se ensaya en dos direcciones opuestas (0º y 180º) estando su superficie saturada de agua destilada.

| Rd | Clase |
|------------|-------|
| Rd < 15 | 0 |
| 15< Rd <35 | 1 |
| 35< Rd <45 | 2 |
| Rd>45 | 3 |

ISO 10545-13: Determinación de la resistencia química

Dicho ensayo determina, por separado, la resistencia química de las baldosas, a los agentes de limpieza, sales de piscina, ácidos y álcalis. Con la exclusión del ácido fluorhídrico (HF) y sus compuestos. La clasificación visual para ácidos y álcalis de concentración fuerte varía desde HA, HB y HC, para ácidos y bases de concentración débil desde LA, LB y LC, y para productos de limpieza y sales de piscina entre A, B y C, en función de la resistencia química.

- A – Sin efecto visible,
- B – Clara modificación del aspecto,
- C – Pérdida parcial o completa del aspecto de la superficie original.

ISO 10545-14: Determinación de la resistencia a las manchas

Determinación de la resistencia a la mancha, manteniendo la cara vista en contacto con diversas soluciones de ensayo, durante 24 horas. Transcurridas las mismas, se limpia la superficie de las baldosas con diferentes agentes de limpieza. Y finalmente, se examinan para detectar cambios irreversibles de aspecto. La clasificación varía de 5 a 1. Siendo el 5, cuando las baldosas se limpian fácilmente y el 1, cuando es imposible limpiar la superficie.

Clasificación según el nivel de radioactividad: Clase A (norma GB 6566)

Finished product standards ·

According to the UNE-EN-14411 specifications standard, our products belong to the following groups:

PORCELAIN TILES: Group Bla, dry-pressed tiles, with a rate of water absorption E≤0.5%.

FLOOR TILES: Group Blla, dry-pressed tiles, 3<E≤6%.

WALL TILES: Group Blll, dry-pressed tiles, E>10%.

Test standards

ISO 10545-2: Determination of dimensions

Sets forth the methods for determining dimensional characteristics (length, width, thickness, straightness of sides, rectangularity and surface planarity).

ISO 10545-3: Determination of water absorption

Water absorption is a measure of the greater or lesser rate of porosity of the tile body. The test determines the amount absorbed by pieces, after being submerged in boiling water for two hours. The rate of water absorption is expressed as a % with respect to the dry mass of pieces.

ISO 10545-4: Determination of bending strength

A tile's bending strength is determined by applying a force on the middle of the top side of the piece. The force applied is increased until the tile breaks. Bending strength is expressed in N/mm².

ISO 10545-7: Determination of the surface abrasion resistance of glazed tiles

The resistance of the glazed layer of tiles to abrasion is determined by applying a rotating abrasive load on the tile surface and visually inspecting pieces that have undergone testing against those that have not. Classification ranges from PEI 1 to 5.

In order to determine the suitability of ceramic floor tiles, their wear resistance must be known. This is influenced by not only the characteristics of tiles, but also by the place where they will be installed. The presence of abrasive materials (sand, gravel, etc.) and locations in areas with direct outdoor access are factors which shorten the lifespan of floor tiles.

Our floor tiles have been classified into five groups, which determine their resistance to abrasion and wear:

PEI 1: Floor tiles exposed to light traffic, on which soft-soled footwear is used, free from abrasive products Recommended in bedrooms and bathrooms in private homes, with no direct outside entry.

PEI 2: Floor tiles exposed to average to light traffic, on which soft-soled footwear is used.

Recommended for all rooms in single-family homes except kitchens, entranceways, stairways and terraces.

PEI 3: Floor tiles exposed to average traffic, on which normal footwear is used. Recommended for all rooms in private homes and hotels, except for common areas such as stairways, entrances, etc.

PEI 4: Floor tiles exposed to average to heavy traffic. Recommended for all types of single-family homes and multiunit dwellings, terraces, kitchens, business premises and offices. Not belonging to this group are all public places exposed to intense traffic such as tobaccoconists’, news stands, bakeries, bar areas, public transport stations, etc.

PEI 5: Floor tiles adapted to highly intense traffic. Recommended in shopping centres, train/bus stations, airports, etc.

ISO 10545-9: Determination of resistance to thermal shock

Determination of the resistance to thermal shock by cycling complete sample tiles ten times between 15°C and 145°C.

EN-101: Surface hardness

Surface hardness determines the capacity of resistance of the glazed surface to scratching. Tiles are classified on a scale of 1 to 10 based on the increasing hardness of the minerals used to scratch their surface. The MOHS hardness scale is as follows:

1 talc - 2 gypsum - 3 calcite - 4 fluorite - 5 apatite - 6 feldspar - 7 quartz - 8 topaz - 9 corundum - 10 diamond.

ISO 10545-11: Determination of crazing resistance

Determination of the resistance to the formation of fissures in the glazed layer by subjecting whole tiles to steam at a pressure of 5 Kg/cm² in an autoclave, after which a dye is applied to the glazed layer and tiles are examined to detect possible fissures.

ISO 10545-12: Frost resistance

This establishes a method whereby whole tiles are soaked in water and then undergo 100 freezing-thaw cycles, between + 5°C and - 5°C.

DIN-51130: Determination of the critical slippage angle. Ramp

This method is called “sloping ramp method”, too. The tiles to be test must be installed on a platform that you could adjust the high, taking a total room of 100 cm. x 50 cm. Immediately after, a coat of oil is applied on the surface and on the soles of the technician, who will make the test. The technician walks on the platform, which will increase the angle from the horizontal gradually. Until, the slippery signs will be detected by the technician. As a result of this test, we get the maximum angle to permit a safe traffic on the tile. Angle Group.

| Angle | Group |
|-------------|-------|
| 6°< a <10° | R9 |
| 10°< a <19° | R10 |
| 19°< a <27° | R11 |
| 27°< a <35° | R12 |
| 35°< a | R13 |

UNE-41901 EX: Determination of slip resistance rating. Pendulum

The equipment consists of a pendulum whose arm measures 510 mm., to which a 76x25 mm. rubber slider is attached. Pendulum height is adjusted so that the slider remains in contact with the surface for a run of 126 mm. +/- 1 mm. The sample is submerged in water for a minimum of 30 minutes prior to testing. Each tile is tested in two opposite directions (0º and 180º), with the tile surface being

| Rd | Class |
|------------|-------|
| Rd < 15 | 0 |
| 15< Rd <35 | 1 |
| 35< Rd <45 | 2 |
| Rd>45 | 3 |

ISO 10545-13: Determination of chemical resistance

This test determines the chemical resistance of tiles to cleaning agents, swimming pool additives, acids and alkalis, except for hydrofluoric acid (HF) and its compounds.

The visual classification of high concentrated acids and alkalis can be HA/HB/ HC; low concentrated acids and alkalis can be LA/LB/LC; cleaning products and swimming pool salts can be A/B/C, according to the chemical resistance grading.

- A – No visible effect
- B – Noticeable/obvious appearance modification
- C – Partial or complete loss of surface appearance

ISO 10545-14: Determination of resistance to stains

Determination of resistance to stains by maintaining the tile face in contact with different test solutions during 24 hours. Once such time has passed, tile surface is cleaned with different cleaning agents. Finally, tiles are examined in order to determine irreversible changes in aspect. The classification rate varies from 5 to 1. Number 5 is achieved when tiles can be easily cleaned and number 1 corresponds to those tiles, whose surface is almost impossible to be cleaned.

Clasification according the radioactive level: Class A (norm GB 6566)

COMPRUEBA EL ALBARÁN Y VERIFICA EL PRODUCTO ·

Revisa que el material recibido se ajusta al pedido de compra realizado. En el exterior de la caja dispones de toda la información relevante para realizar esta comprobación.

PREPARA LOS MATERIALES QUE VAS A NECESITAR ·

- Asegúrate de disponer de las herramientas necesarias para realizar la correcta colocación de material. A saber:
- Cemento de agarre
 - Ventosas
 - Nivel manual tiralíneas y flexómetro
 - Cuñas de nivelación
 - Crucetas
 - Pasta de rejunte
 - Paleta
 - Llana dentada de 10mm
 - Cubo, esponja y fregona
 - Llana de limpieza
 - Mazo de goma blanca
 - Pinza de tracción ajustable

PRIMERO EL REVESTIMIENTO ·

Comenzaremos la colocación del revestimiento para no generar posibles desperfectos al pavimento en su colocación. Para ello respetaremos el espacio necesario para su posterior instalación.

COMPRUEBA LA NIVELACIÓN ·

En caso de observarse pequeños desniveles aconsejamos el uso de mortero de nivelación, también conocido como autonivelante, para asegurar una superficie homogénea, lisa, sólida y compatible con los adhesivos utilizados en la instalación de cerámica. El tipo de autonivelante y el espesor de la capa a utilizar dependerá del uso (interior/exterior), del tránsito previsto y del desnivel a compensar posibles desperfectos al pavimento en su colocación. Para ello respetaremos el espacio necesario para su posterior instalación.

COMPRUEBA QUE LA SUPERFICIE ESTÉ EXENTA DE POLVO ·

Para una correcta adhesión de la pieza se debe comprobar que la superficie esté limpia de polvo, cal, grasas y humedad.

PLANTEA LA LINEA MAESTRA ·

La línea maestra debe ser paralela al pavimento. Te ayudará a plantear la instalación y a optimizar la cantidad de material cerámico utilizado.

MANIPULA CORRECTAMENTE LAS PIEZAS ·

Ajusta la manipulación al tamaño de la pieza. Los grandes formatos deben ser transportados por dos personas evitando la flexión de la pieza en aquellas piezas de espesor fino. Para ayudar en este proceso puedes ayudarte de ventosas.

SELECCIONA LA DISPOSICIÓN DE LAS PIEZAS ·

En Peronda trabajamos colecciones con gran variedad de gráficas para dotar de la mayor naturalidad a las estancias. Es recomendable plantear las distintas piezas en la superficie antes de aplicar el cemento de agarre para asegurar una estética óptima.

SELECCIONA EL CEMENTO DE AGARRE SIGUIENDO LAS INDICACIONES ·

Es necesario el uso de cemento cola para la correcta colocación de las baldosas. Existen cementos con diferentes propiedades de elasticidad y adherencia que varían en función del material a colocar, del lugar de instalación y de la climatología. Aconsejamos cementos C1 para revestimiento interior de porosa blanca y C2 para revestimiento y pavimento interior y exterior de porcelánico.

EXTIENDE EL CEMENTO DE AGARRE SOBRE LA SUPERFICIE YA NIVELADA ·

Siguiendo la línea maestra debemos extender con ayuda de la llana dentada el cemento de agarre sobre la superficie ya compactada y nivelada.

REPARTE EL CEMENTO SOBRE LA PIEZA CERÁMICA ·

Realizaremos el llamado doble encolado aplicando, además de sobre las paredes y suelo, también sobre la costilla cerámica el cemento cola. Debemos asegurarnos de que la capa de cemento es homogénea en todas las piezas y aplicarla con la llana dentada en dirección perpendicular al lado largo de la pieza.

INSTALA LA PIEZA ·

Siguiendo la línea maestra colocaremos la pieza apoyándonos con la maza de goma, dando ligeros golpes que ayuden a salir las pequeñas bolsas de aire que puedan haber quedado dentro del cemento cola. Debemos respetar una junta mínima de 2 mm entre piezas. Para ello nos ayudaremos de crucetas de separación.

SISTEMA DE NIVELACIÓN ·

Recomendamos los sistemas de nivelación de las empresas Raimondi, Peygran o Rubi, entre otras. Todas ellas disponen de un sistema de clips y cuñas aplicadas con pinzas de tracción que asegura la correcta colocación del material.

RESPETA LAS JUNTAS MÍNIMAS ·

El tamaño de la junta depende de los siguientes usos.

| | PAVIMENTO INTERIOR | REVESTIMIENTO INTERIOR | PAVIMENTO EXTERIOR | FACHADAS |
|---------------------|--|------------------------|---|----------|
| JUNTA DE COLOCACIÓN | > 0,5 mm > 2 mm para grandes formatos | > 1,5 mm | > 0,5 mm > 2 mm para grandes formatos | > 2,5 mm |
| JUNTA PERIMETRAL | > 5 mm | > 5 mm | > 5 mm | > 5 mm |
| JUNTA DE PARTICIÓN | > 5 mm | > 5 mm | > 5 mm | 8 -10 mm |
| JUNTA ESTRUCTURAL | La misma que la junta estructural de soporte | | La misma que la junta estructural de soporte, incluyendo cordón de poliuretano o perfil de compensación 6 a 35 mm | |

RESPETA EL TIEMPO DE SECADO ·

Por lo general deberemos dejar un tiempo de secado de 24 horas, aunque para información más específica debemos atenernos a las recomendaciones de tiempo de secado del fabricante del cemento cola utilizado en la instalación.

SELECCIONA EL MATERIAL DE REJUNTE ·

De acuerdo con la UNE EN 13888, Es indispensable adecuar el material de rejunte al tipo de junta y a las condiciones de la superficie. Dividimos entre uso interior y exterior. Se presenta a continuación un cuadro en el que se detalla la tipología de rejunte a utilizar.

- CG1 – Rejuntado cementoso normal
- CG2 – Rejuntado cementoso mejorado
- RG – Resina sintética (epoxi generalmente)

| | PAVIMENTO INTERIOR | PAVIMENTO EXTERIOR | REVESTIMIENTO INTERIOR | FACHADAS |
|---------------------|--------------------|---|-------------------------------|------------|
| JUNTA DE COLOCACIÓN | CG2 | CG2 RG para usos alimetarios, sanitarios y de agresividad química | CG1, CG2, RG en zonas húmedas | CG2 |
| JUNTA PERIMETRAL | Mínimo CG2 | Mínimo CG2 RG para usos alimetarios, sanitarios y de agresividad química | Mínimo CG2 | Mínimo CG2 |
| JUNTA DE PARTICIÓN | Mínimo CG2 | Mínimo CG2 RG para usos alimetarios, sanitarios y de agresividad química | Mínimo CG2 | Mínimo CG2 |
| JUNTA ESTRUCTURAL | Mínimo CG2 | Mínimo CG2 RG para usos alimetarios, sanitarios y de agresividad química | Mínimo CG2 | Mínimo CG2 |

PREPARA Y APLICA EL MATERIAL DE REJUNTE ·

La preparación es similar al cemento cola. Se mezcla con agua a proporciones indicadas por el fabricante. La colocación se realiza en la separación entre piezas utilizando una llana de rejuntado. Importante respetar los tiempos de recado recomendados por el fabricante de rejunte.

RETIRA EL MATERIAL SOBRANTE Y LIMPIA LA SUPERFICIE ·

Tras la colocación es esencial una correcta limpieza de sobrantes de rejunte y restos de obra. Es esencial retirarlo antes de que se endurezca. Para ello evitaremos utilizar el producto Fila Deterdek o el producto Fila CR10 en el caso de juntas epoxi. A continuación se recomiendan los productos a utilizar para un correcto mantenimiento de la cerámica instalada.

CHECK THE DELIVERY NOTE AND THE PRODUCTS ·

Make sure that the delivered goods coincide with the order. The outside of the box shows all the information you need to carry out these checks.

PREPARE THE REQUIRED MATERIALS ·

Make sure you have the required tools to lay the tiles. That is:

- Bonding adhesive
- Suction pads
- Spirit level, chalk line reel, tape measure
- Levelling wedges
- Spacers
- Grouting material
- Trowel
- 10 mm notched trowel
- Bucket, sponge and mop
- Foam-rubber cleaning float
- White rubber mallet
- Adjustable tile levelling pliers

FIRST LAY THE WALL TILES ·

Start by laying the wall tiles to avoid damaging the flooring. Make sure that enough space is left to lay the floor tiles afterwards.

CHECK THAT THE SUBSTRATE IS LEVEL ·

In the event of a slightly uneven substrate, use a self-levelling mortar to create a uniform, flat, solid surface compatible with the bonding adhesive used to lay the tiles. The type of self-levelling mortar and thickness of the layer will depend on its application (indoors/outdoors), the envisaged traffic, and the original unevenness.

CHECK THAT THE SUBSTRATE IS DUST-FREE ·

To ensure a firm bond between the tiles and the substrate, check that the surface is free from dust, plaster or lime, grease and moisture.

MARK A STRAIGHT LINE WITH THE CHALK LINE ·

Mark a straight line with the chalk line parallel to the tiles to be laid. This will act as a reference when the tiles are laid, while also helping to optimize the number of tiles you use.

HANDLE THE TILES PROPERLY ·

How they are handled will depend on the size of the tiles. Large-format tiles should be carried by two people. In the case of slimline materials, do not allow them to sag or bow in the middle. To assist in the process, suction pads can be used.

PLAN THE LAYOUT OF THE TILES ·

Peronda's collections feature a wide variety of different designs to bring greater realism to living spaces. For optimum end results, plan the layout of the tiles by positioning them on the surface to see what they look like before applying the bonding adhesive.

FOLLOW THE INDICATIONS WHEN CHOOSING THE BONDING ADHESIVE ·

The appropriate cement-based adhesive for the tiles must be used, given that there are ones with different elasticities and bonding strengths to suit different types of tiles, the place where they are laid, and the climate. We recommend the use of C1 cement-based adhesives for porous white-body indoor wall tiles and C2 adhesives for indoor and outdoor porcelain wall and floor tiles.

SPREAD THE BONDING ADHESIVE ACROSS THE LEVELLED SUBSTRATE ·

Using a notched trowel, spread the bonding adhesive across the level compact substrate.

SPREAD THE BONDING ADHESIVE ACROSS THE BACK OF THE TILES ·

Use the floating and buttering method—not only applying the adhesive to the wall and floor surfaces but also spreading it across the back of the tiles. Make sure that a uniform layer is applied to all the tiles, using the notched trowel to spread it perpendicular to the long side of the tile.

LAY THE TILES ·

Using the chalk line as a reference, lay the tiles on top of the bed of adhesive and tap them with a rubber mallet to release any tiny air bubbles that might be trapped in the adhesive. Leave a tile joint of at least 2 mm between the tiles, using spacers to maintain the same distance.

LEVELLING SYSTEM ·

When rectified tiles are laid, the Raimondi, Peygran or Rubi levelling systems should be used. This system of clips and tile wedges, fitted with tile levelling pliers, ensures a level tile surface.

INSERT THE NECESSARY JOINTS ·

The width of the joints will depend on the following uses:

| | INDOOR FLOORS | INDOOR WALLS | OUTDOOR FLOORS | FAÇADES |
|------------------|---|--------------|--|---------|
| TILE JOINT | >0,5 mm >2 mm for big formats | >1,5 mm | >0,5 mm >2 mm for big formats | >2,5 mm |
| PERIMETE JOINT | >5 mm | >5 mm | >5 mm | >5 mm |
| PARTITION JOINT | >5 mm | >5 mm | >5 mm | 8-10 mm |
| STRUCTURAL JOINT | The same as the structural joint in the substrate | | The same as the structural joint in the substrate, including a 6-35mm compensation profile or polyurethane beading | |

COMPLY WITH THE NECESSARY DRYING TIME ·

Generally speaking, the tiles must be left to dry for about 24 hours, although the recommendations of the manufacturer of the bonding adhesive used to lay the tiles must be followed.

CHOOSE THE RIGHT GROUTING MATERIAL ·

In accordance with the UNE EN 13888 standard, the right type of grouting material for the type of joint and surface conditions (indoors or out) must be used. The table below shows the type of grouting material to use in each case.

- CG1 – Normal cementitious grout
- CG2 – Improved cementitious grout
- RG – Synthetic resin (generally epoxy)

| | INDOOR FLOORS | OUTDOOR FLOORS | INDOOR WALLS | FAÇADES |
|------------------|---------------|---|---------------------------|-------------|
| TILE JOINT | CG2 | CG2 RG for contact with food, sanitary use, or contact with strong chemicals | CG1, CG2, RG in wet areas | CG2 |
| PERIMETE JOINT | Minimum CG2 | Minimum CG2 RG for contact with food, sanitary use, or contact with strong chemicals | Minimum CG2 | Minimum CG2 |
| PARTITION JOINT | Minimum CG2 | Minimum CG2 RG for contact with food, sanitary use, or contact with strong chemicals | Minimum CG2 | Minimum CG2 |
| STRUCTURAL JOINT | Minimum CG2 | Minimum CG2 RG for contact with food, sanitary use, or contact with strong chemicals | Minimum CG2 | Minimum CG2 |

PREPARING & APPLYING THE GROUTING MATERIAL ·

The grouting material is prepared in a similar way to the cement-based adhesive. It is mixed with water, as per the manufacturer's indications. Use a grouting trowel to fill the joints between the tiles. Always comply with the drying times stipulated by the grout manufacturer.

REMOVE ANY SURPLUS GROUT & CLEAN THE SURFACE ·

After grouting the tiles, they must be properly cleaned to remove any surplus grout or other residues. This must be done before the grout sets. In the case of epoxy tile joints, do not use Fila Deterdek or Fila CR10 for this purpose. Shown below are recommended products for cleaning grouted surfaces.



Accede al código QR y visualiza el manual técnico de colocación de gran formato.



Enter with the QR code and view the technical manual for laying slabs.

LIMPIEZA INSTANTANEA DE RESIDUOS FRESCOS DE COLOCACIÓN

Una vez rejuntado y justo después de la primera limpieza con esponja húmeda, es posible dejar el material ya completamente limpio, evitando el posterior “empañado”.

Los productos de la marca FILA INSTANT REMOVER (para junta cementosa) y EPOXY PRO (para junta epoxi) permiten una colocación completa, impecable y conforme a la normativa UNE 138002 en el mismo día del rejuntado.

Las soluciones INSTANT son rápidas, no crean espuma, no necesitan aclarado y no decoloran las juntas.

El procedimiento a seguir es sencillo, una vez rejuntado el material y realizable la primera limpieza con esponja húmeda, se pulveriza INSTANT REMOVER (EXPOXI PRO en junta expoxi) sobre la superficie cerámica, y se deja actuar durante 1- 2 minutos. Después de este tiempo, se pasa una esponja humedecida o paño suave.

LIMPIEZA DE FINAL DE OBRA

Después de la colocación es fundamental realizar una buena limpieza con el fin de eliminar residuos de junta y en general suciedad de la obra. Para esta operación recomendamos el empleo de un detergente de acción ligeramente ácida que no despidan humos tóxicos y respete las juntas, el material y el usuario, como FILA DETERDEK. En el caso de material colocado con junta epoxi o en base resina, se aconseja realizar la limpieza final de obra con un limpiador específico de residuos epoxi, como FILA CR10.

LIMPIEZA DE MANTENIMIENTO

Limpieza Ordinaria:

Para un buen mantenimiento del pavimento se aconseja el empleo de un detergente neutro y con alto poder limpiador como FILA CLEANER que no deja residuos ni empañados, por lo que elimina las capas de suciedad orgánica.

Limpieza Extraordinaria:

Para eliminar capas de suciedad orgánica intensa y acumulada en el tiempo, se recomienda realizar una limpieza profunda con detergente FILA PS87.

El procedimiento consiste en diluir una parte del producto en hasta 10 partes de agua, según el nivel de suciedad, y dejar actuar unos 5 minutos, frotar con cepillo, recoger residuos (ideal con un aspirador de líquidos), y aclarar con abundante agua.

Existen otros muchos tipos de suciedad incrustada, en el siguiente esquema, se especifican los diferentes productos FILA recomendados, en función del tipo de suciedad a tratar.

| TIPO DE SUCIEDAD INCRUSTADA | SOLUCIÓN FILA |
|---|-----------------|
| Suciedad orgánica ligera (diaria) | CLEANER |
| Suciedad orgánica intensa | |
| Grasa, aceite, refrescos, comidas y salsas | |
| Goma, neumáticos | PS87 |
| Tintes, rotulador, pintura plástica | |
| Residuos de detergentes, jabones y ceras | |
| Residuos junta epoxi | CR10 |
| Residuos junta cementosa, salitre | |
| Residuos calcáreos, Rayas de metales | DETERDEK-PHZERO |
| Óxidos | DETERDEK-NORUST |
| Pintadas de grafitis | |
| Spay acrílicos, alquídicos, y nitrosintéticos | NOPAINT STAR |
| Verdín, algas, musgos, líquenes | |
| Ennegrecidos exteriores | ALGACID |
| Residuos de silicona y pegamentos | |
| Residuos espuma y poliuretano | |
| Residuos cinta adhesiva, cercos de ventosas | ZERO SIL |
| Cera de vela, resina de árboles | |
| Suciedad en la junta | FUGANET |

INSTANT REMOVAL OF FRESH GROUT RESIDUES

Once tiles have been grouted and given an initial clean with a moist sponge, it is possible to leave the surface absolutely spotless, with no grout haze.

By using INSTANT REMOVER (for cement-based grout) or EPOXY PRO (for epoxy grout) by FILA, pristine surfaces that comply with the UNE 138002 standard can be achieved, the same day that they are grouted.

Both INSTANT solutions are fast and foam-free, they don’t need rinsing, and they don’t discolour the joints.

They are very simple to use. Once the tiles have been grouted and given an initial clean with a moist sponge, spray INSTANT REMOVER (or EXPOXY PRO in the case of epoxy joints) onto the tiled surface and leave it to act for 1 to 2 minutes. Then wipe the surface with a moist sponge or soft cloth.

CLEANING NEWLY-LAID TILED SURFACES

After walls or floors have been tiled, it is important to give the surface a thorough clean to remove grout residues and building dirt. A slightly acidic product, such as FILA DETERDEK, should be used which does not release toxic fumes, harm users, or damage the tiles or tile joints. In the case of tiles laid with an epoxy or resinous grout, the surface should be cleaned with a detergent specially for epoxy materials, such as FILA CR10.

EVERYDAY CARE

Ordinary Cleaning:

To clean the floor well, use a neutral detergent with a strong cleaning power, like FILA CLEANER, which is able to remove layers of organic dirt without leaving a cloudy film.


















Extraordinary Cleaning:

To remove strongly incrustated layers of organic dirt, FILA PS87 cleaner should be used to give the surface a thorough clean.

Dilute one part of the product in up to 10 parts of water, depending on how dirty the surface is, and leave it to act for 5 minutes. Then rub the patches of dirt with a brush, remove any dirt residues (preferably with a vacuum cleaner for liquids), and rinse the surface with plenty of water.

There are many other types of incrustated dirt. The following table shows the right product by FILA for each kind of dirt:

| TYPE OF INCRUSTED DIRT | PRODUCT BY FILA |
|--|-----------------|
| Light organic everyday dirt | CLEANER |
| Heavy organic dirt | |
| Fat, grease, oil, soft drinks,food and sauce | |
| Rubber, tyres | PS87 |
| Ink, marker pen, plastic paint | |
| Detergent, soap or wax remains | |
| Epoxy grout residues | CR10 |
| Cementitious grout residues, saltpeter | |
| Limescale, Metal scratches | DETERDEK-PHZERO |
| Rust | DETERDEK-NORUST |
| Graffiti | |
| Acrylic, alkyd & nitrosynthetic spray paint | NOPAINT STAR |
| Green plant stains, algae, moss, lichen | |
| Outdoor black mould | |
| Silicon & glue residues | |
| Foam & polyurethane residues | |
| Marks made by adhesive tape or suction cups | ZERO SIL |
| Candlewax, tree resin | |
| Dirty tile joints | FUGANET |

| | | | | | |
|---|--|---|--|---|---|
|  | Polivalente | Versatile | Polyvalent | Multifunktional | Настенно - напольная |
|  | Varias gráficas | Various graphics | Plusieurs dessins | Verschiedene Grafiken | несколько видов графики |
|  | Antihielo | Frost proof | Résistant au glace | Frostsicher | морозостойкость |
|  | Junta 0,5 - 1,5 mm | Joint 0,5-1,5 mm | Joint 0,5-1,5 mm | Fugenbreite 0,5-1,5 mm | шов от 0,5 до 1,5 мм |
|  | Mate | Matte | Mat | Matt | матовая |
|  | Brillo | Gloss | Brillant | Glänzend | глянец |
|  | Varios moldes | Various moulds | Differents moules | Verschiedene Formen | для создания неповторяемого рельефа используется несколько прессовочных форм |
|  | Destono | Different shades | Nuances differentes | Farbverlauf | многотоновая |
|  | Variación en tonalidad uni-forme | Uniform shade | Variation de tons uniforme | Einheitliche Farbtonunterschiede | Общая вариация по тональности |
|  | Variación en tonalidad ligera | Slight shade variation | Variation de tons légère | Leichte Farbtonunterschiede | Легкая вариация по тональности |
|  | Variación en tonalidad media | Medium shade variation | Variation de tons moyenne | Mittlere Farbtonunterschiede | Средняя вариация по тональности |
|  | Variación en tonalidad pro-nunciada | Pronounced shade variation | Variation de tons prononcée | Starke Farbtonunterschiede | Сильная вариация по тональности |
|  | Pavimento | Floor tiles | Carrelage sol | Bodenfliesen | только напольная |
|  | Revestimiento | Wall tiles | Revêtement | Wandfliesen | только настенная |
|  | Decorados y bases producidos con metales preciosos y/o esmaltes reactivos. Limpiar con productos de PH neutros y sin abrasivos | Decors produced with precious metals and/or reactive glazes. That is why they have to be cleaned with neutral and non-abrasive products | Decors fabriqués avec métaux précieux et/ou émaux réactifs. Netoyer avec produits neutres et sans abrasifs | Dekorationen mit Metallanteilen. Achtung, nicht mit säurehaltigen Reinigern pflegen | декоративные элементы произведенные с нанесением ценных металлов и реактивных эмалей на поверхность декоров. Подлежат чистке только при помощи нейтральных чистящих средств, которые не содержат абразивных микрочастиц |
|  | Vidrio | Glass | Verre | Glas | Стекло |
|  | Metal | Metal | Métal | Metall | Металл |



Limpieza *Cleaning*

Iconografía *Iconography*

peronda

El papel utilizado para producir este catálogo proviene de bosques gestionados de forma responsable y de otras fuentes controladas que garantizan la protección del medio ambiente.
The paper used to produce this catalog comes from responsibly managed forests and other controlled sources for greater environmental protection.



Las baldosas cerámicas una vez que llegan al final de su vida útil son un residuo inerte, que para su correcta gestión debe ser entregado a un gestor autorizado de residuos, favoreciendo su reciclado. Once ceramic tiles reach the end of their useful life, they are inert waste. For their proper management, they should be given to an authorized waste management body for recycling purposes.

Debido a los procesos de impresión, los colores que aparecen en este catálogo deben considerarse aproximados, y no exactos. All colours and hues appearing in this catalogue should be considered approximate, only in view of the printing processes involved.

Los derechos de todos los contenidos (textos, fotografías, dibujos, diseños etc) del presente catálogo son propiedad de PERONDA GROUP, S.A (o en su defecto, cuentan con los correspondientes permisos y autorizaciones de sus titulares). No está permitida la reproducción total o parcial de esta publicación, ni su tratamiento informático, ni la transmisión de ninguna forma o por cualquier medio, ya sea electrónico, mecánico, por fotocopia, por registro u otros medios, sin el permiso previo y por escrito de los titulares del copyright. The rights of all contents (texts, photographs, drawings, designs, etc.) of this catalogue remain the property of PERONDA GROUP, S.A (or, failing that, they have the corresponding permissions and authorizations of the owners). No part of this publication may be reproduced, stored in a retrieval system, or transmitted in any form or by any means, electronic, mechanical, photocopying, recording or otherwise, without the prior written permission of the copyright holders.



peronda.com