



86

87

# Essence

Porcelain tiles

Essence Almond\_19,5/R   Essence Almond\_15/R





# Essence

Porcelain tiles

Essence Taupe\_19,5/R  
Erta Silver\_100/R  
Erta Silver Decor\_100/R



Essence Taupe\_19,5/R

# Essence

Porcelain tiles



36 patterns

24 \* 151 \* 1,1 cm | 10 \* 59"

RECTIFIED	NATURAL <small>PRICE CODE</small> BN93
MAPLE	-
ALMOND	22329
TAUPE	22330
NUT	-

60 patterns

19,5 \* 121,5 \* 1 cm | 8 \* 48"

RECTIFIED	NATURAL <small>PRICE CODE</small> BN60	ANTISLIP <small>PRICE CODE</small> BN95
MAPLE	25637	-
ALMOND	25635	25636
TAUPE	25639	25640
NUT	25638	-

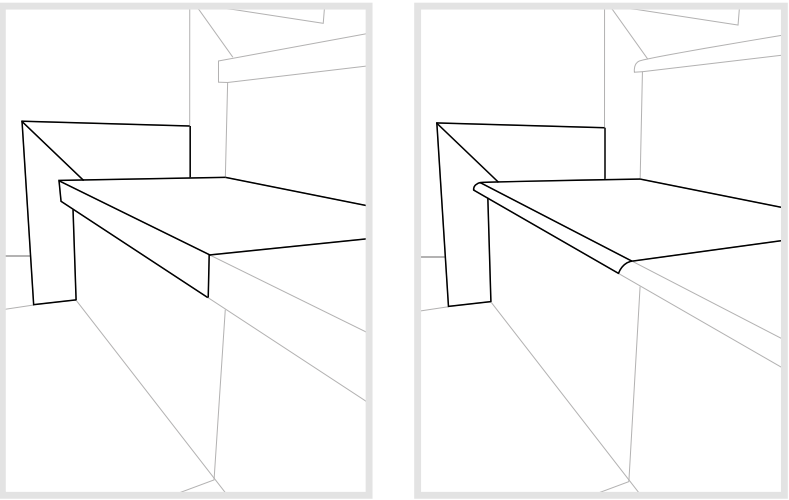
60 patterns

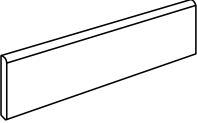
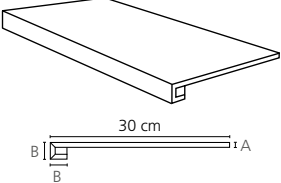
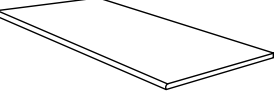

15 \* 90 \*1 cm | 6 \* 36"









RECTIFIED	NATURAL <small>PRICE CODE</small> BN1
MAPLE	21886
ALMOND	21885
TAUPE	21888
NUT	21887

Una pieza, un escalón.  
One piece, one step.

NUEVO FORMATO | NEW FORMAT  
30 \* 121,5 cm | 12 \* 48"



PIEZA COMPLEMENTARIA   COMPLEMENTARY PIECE					
Rodapie - Skirting	Peldaño técnico - Technical stair - thread	Peldaño romo - Rounded stair - thread	*S.K.I.	*S.K.D.	*Z.R.I.   *Z.R.D.
 R.	 P.	 R.P			
7,5*45 cm   3 *18"   P29	30*121,5 cm   12*48"   P75 <i>A= 1 cm   B= 3 cm</i>	30*121,5 cm   12*48"   P77	7,5*30 cm   3*12"   P51		

CARACTERÍSTICAS TÉCNICAS TECHNICAL CHARACTERISTICS			
joint 	frost proof 	versatile 	matt 
diferent shades 	shade variation 	various graphics 	various moulds 

CARACTERÍSTICAS TÉCNICAS ANTIDESLIZAMIENTO   ANTI-SLIP CHARACTERISTICS			
Ensayo   Essay	Características   Features	Resultado   Result	
		NATURAL	ANTISLIP
DIN 51130	Ángulo crítico (Pies calzados)   Critical angle (footwear)	R9	R11
DIN 51097	Ángulo crítico (Pies descalzos)   Critical angle (Wet loaded barefoot)	-	A+B
BS 7976-2	Antideslizamiento (Test del péndulo)   Slip resistance (Pendulum test-PTV)	-	+36 Wet
UNE-ENV 12633	Antideslizamiento (Test del péndulo)   Slip resistance (Pendulum test)	Class 1	Class 3
AINSI A137.1	Coeficiente de Fricción Dinámico   Dynamic Coefficient of Friction (DCOF)	> 0,42	> 0,42
ISO 10545-7	Resistencia a la Abrasión Superficial  Resistance to Surface Abrasion	PEI 4	

EMBALAJE   PACKING								
			(Los pesos aquí reflejados pueden sufrir ligeras variaciones en función del lote de producción. Weights shown here may slightly vary depending on the production lot.)					
Formato   Sizes	Cajas   Boxes			Pallet				Cont./20' 21500 kg.
cm	Piezas	m²/ sq.m	kg	Cajas	m²/ sq.m	kg	Tamaño cm aprox.	Cont./20' 24000 kg.
15 * 90 * 1	7	0,95	21,70	48	45,60	1066	100 * 100 * 75	1026,64
19,5 * 121,5 * 1	4	0,95	22,17	40	38	912	128 * 95 * 55	1000
24 * 151 * 1,1	3	1,09	30,80	42	45,78	1339	160 * 92 * 63	820,55
inch	Units	ft²	lb	Boxes	ft²	lb	Sizes inch approx.	ft²
5 7/8 * 35 7/16 * 3/8	7	10,23	47,84	48	490,84	2350,53	39 3/8 * 39 3/8 * 29 1/2	11050,77
7 11/16 * 47 13/16 * 3/8	4	10,23	48,88	40	409,03	2010,96	50 3/8 * 37 3/8 * 21 5/8	10764
9 7/16 * 59 7/16 * 7/16	3	11,73	67,91	42	492,78	2952,50	47 1/4 * 31 1/2 * 24 13/16	8832,43