



# Ground

Porcelain tiles

Ground Silver\_60\*60 SF Ground Silver\_30\*60 SF Ground Silver\_9,9\*60 SF  
D. Ground Spac Silver P. Ground Silver





# Ground

Porcelain tiles

Ground Bone\_90\*90 SF Ground Bone\_90\*90 A

# Ground

Porcelain tiles

GROUND Bone



GROUND Grey



GROUND Silver




MILA Warm



MILA Cold




MILA



60 \*60 \* 1 cm | 24 \* 24"


RECTIFIED	SOFT PRICE CODE BN40	LAPATTO PRICE CODE BN83
WARM	24953	27137
COLD	24952	27138

D. MILA MOSAIC



30 \* 30 cm | 12 \* 12"

NO RECTIFIED	SOFT PRICE CODE P37
WARM	23441
COLD	23442




90 \* 90 \* 1 cm | 36 \* 36"

RECTIFIED	SOFT PRICE CODE BN48	LAPATTO PRICE CODE BN42	ANTISLIP PRICE CODE BN90
BONE	24944	27134	24973
GREY	24792	27135	24974
SILVER	24790	27136	24975



45 \* 90 \* 1 cm | 18 \* 36"

RECTIFIED	SOFT PRICE CODE BN70	LAPATTO PRICE CODE BN43
BONE	24930	27125
GREY	24931	27126
SILVER	24932	27127




29 \* 90 \* 1 cm | 12 \* 36"

RECTIFIED	SOFT PRICE CODE BN114	LAPATTO PRICE CODE BN115
BONE	24920	27119
GREY	24921	27120
SILVER	24922	27121




26805 ALUMINIO/60/MAT \_ 60 \* 0,5 cm | 24 \* 0,2" \_ P32



60 \* 60 \* 1 cm | 24 \* 24"


RECTIFIED	SOFT PRICE CODE BN33	LAPATTO PRICE CODE BN38	ANTISLIP PRICE CODE BN88
BONE	24936	27128	24979
GREY	24937	27130	24980
SILVER	24938	27129	24981



30 \* 60 \* 1 cm | 12 \* 24"

RECTIFIED	SOFT PRICE CODE BN39	LAPATTO PRICE CODE BN74	ANTISLIP PRICE CODE BN107
BONE	24925	27122	24976
GREY	24926	27123	24977
SILVER	24927	27124	24978

D. GROUND MOSAIC



30 \* 30 cm | 12 \* 12"


NO RECTIFIED	SOFT PRICE CODE P37
BONE	23435
GREY	23438
SILVER	23439



26200 ALUMINIO/90/MAT \_ 90 \* 0,5 cm | 35 \* 0,2" \_ P39



26201 L. GOLDEN/MAT/90 \_ 90 \* 0,5 cm | 35 \* 0,2" \_ P39



45,6 \* 45,6 \* 0,8 cm | 18 \* 18"


NO RECTIFIED	SOFT PRICE CODE BN59
BONE	23770
GREY	23771
SILVER	23769



9,9 \* 60 \* 1 cm | 4 \* 24"

RECTIFIED	SOFT PRICE C ODE BN97	LAPATTO PRICE CODE BN98
BONE	24941	27131
GREY	24942	27133
SILVER	24943	27132

D. GROUND SPAC



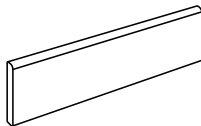
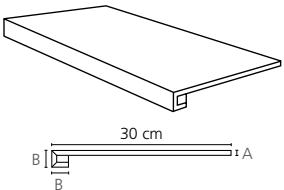
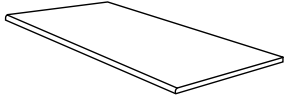
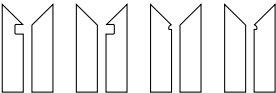
30 \* 30 cm | 12 \* 12"

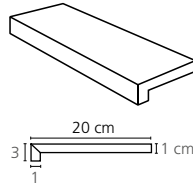
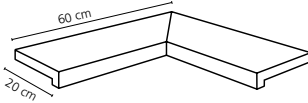
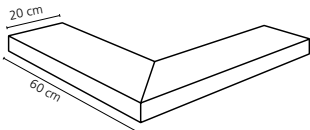
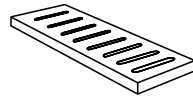
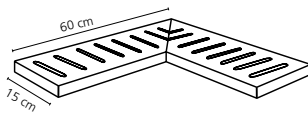

NO RECTIFIED	SOFT PRICE CODE P58
BONE	23505
GREY	23506
SILVER	23507












# Ground

Porcelain tiles

PIEZA COMPLEMENTARIA   COMPLEMENTARY PIECE			
Rodapie - Skirting  <b>R.</b>	Peldaño técnico - Technical stair - thread  <b>P.</b>	Peldaño romo - Rounded stair - thread  <b>R.P</b>	*S.K.I.   *S.K.D.   *Z.R.I.   *Z.R.D. 
8 * 90/SF cm   3 * 36"   P44 8 * 90/L cm   3 * 36"   P44 8 * 60/L cm   3 * 24"   P34 8 * 60 cm   3 * 24"   P13 8 * 45,6 cm   3 * 18"   P9	30 * 90 cm   12 * 36"   P76 30 * 60 cm   12 * 24"   P54 <i>A= 1 cm B= 3 cm</i>	30 * 90 cm   12 * 36"   P61 30 * 60 cm   12 * 24"   P64	8 * 30/SF cm   3 * 12"   P55 8 * 30/L cm   3 * 12"   P55 8 * 30 cm   3 * 12"   P48

PIEZA ESPECIAL PISCINA   SPECIAL PIECE POOL			*Pedido mínimo 10 unidades   Minimum order 10 items
Peldaño Vierteagua   Pool Coping  <b>P.V.</b>	Peldaño vierteagua angulo   Pool Coping internal corner  <b>ANG.P.V.</b>	Peldaño vierteagua esquina   Pool Coping external corner  <b>E.P.V.</b>	
20 * 60 cm   8 * 24"   P61	60 * 60 cm   24 * 24"   P70 (PACK 2 units)	60 * 60 cm   24 * 24"   P70 (PACK 2 units)	
Rejilla   Drainage grate  <b>REJ.</b>	Angulo rejilla   Angle corner drainage grate  <b>ANG.REJ.</b>	Taco rejilla   Square corner drainage grate  <b>T.REJ.</b>	
15 * 60 * 2,2 cm   6 * 24"   P54	60 * 60 * 2,2 cm   24 * 24"   P75 (PACK 2 units)	15 * 15 * 2,2 cm   6 * 6"   P85	

CARACTERÍSTICAS TÉCNICAS   TECHNICAL CHARACTERISTICS							
joint 	frost proof 	versatile 	matt 	full body 	diferent shades 	shade variation 	various graphics 

CARACTERÍSTICAS TÉCNICAS ANTIDESLIZAMIENTO   ANTI-SLIP CHARACTERISTICS					
Ensayo   Essay	Características   Features	Resultado   Result			
		SOFT		LAPATTO	ANTISLIP
DIN 51130	Ángulo crítico (Pies calzados)   Critical angle (footwear)	*R9	R10	R9	R12
DIN 51097	Ángulo crítico (Pies descalzos)   Critical angle (Wet loaded barefoot)	*-	A+B	-	A+B+C
BS-7976-2	Antideslizamiento (Test del péndulo)   Slip resistance (Pendulum test-PTV)	*-	+36 Wet	-	+36 Wet
UNE-ENV-12633	Antideslizamiento (Test del péndulo)   Slip resistance (Pendulum test)	*Class 1	Class 2	Class 2	Class 3
ANSI A137.1	Coefficiente de Fricción Dinámico   Dynamic Coefficient of Friction	*-	> 0,42 Wet	> 0,42 Wet	> 0,42 Wet
ISO 10545-6	Resistencia a la abrasion profunda/ Resistance to Deep Abrasion	< 175 mm³		< 175 mm³	< 175 mm³
 UPEC	Producto certificado por CSTB   CSTB Certified product	✓	✓	✓	✓

\* solo en el formato: 45,6\*45,6\*0,8 cm | only format: 18"\*18"

EMBALAJE   PACKING								
				(Los pesos aquí reflejados pueden sufrir ligeras variaciones en función del lote de producción. Weights shown here may slightly vary depending on the production lot.)				
Formato   Sizes	Cajas   Boxes			Pallet				Cont./20' 21500 kg.
cm	Piezas	m²   sq. m	kg	Cajas	m²   sq. m	kg	Tamaño cm aprox.	Cont./20' 24000 kg.
29 * 90 * 1	3	0,78	20,00	54	42,12	1105	105 * 95 * 75	819,53
30 * 60 * 1	6	1,08	24,30	48	51,84	1190	120 * 80 * 75	936,61
45,6 * 45,6 * 0,8	5	1,04	18,80	66	68,64	1265	120 * 80 * 105	1166,61
45 * 90 * 1	2	0,81	19,08	36	29,16	699	100 * 100 * 59	896,91
60 * 60 * 1	3	1,08	24,30	36	38,88	899	120 * 80 * 75	929,83
9,9 * 60 * 1	13	0,77	16,45	64	49,28	1065	100 * 100 * 94	994,85
90 * 90 * 1	2	1,62	37,96	22	35,64	860	105 * 95 * 75	891
inch	Units	ft²	lb	Boxes	ft²	lb	Sizes inch approx.	ft²
11 7/16 * 35 7/16 * 3/8	3	8,40	44,09	54	453,38	2436,53	41 5/16 * 37 3/8 * 29 1/2	8821,41
11 13/16 * 23 5/8 * 3/8	6	11,63	53,57	48	558,01	2623,95	41 5/16 * 31 1/2 * 29 1/2	10081,62
17 15/16 * 17 15/16 * 5/16	5	11,19	41,45	66	738,84	2789,33	39 3/8 * 39 3/8 * 23 1/4	12557,38
17 11/16 * 35 7/16 * 3/8	2	8,72	42,07	36	313,88	1541,30	41 5/16 * 31 1/2 * 41 5/16	9654,34
23 5/8 * 23 5/8 * 3/8	3	11,63	53,59	36	418,50	1982,30	41 5/16 * 31 1/2 * 29 1/2	10008,72
3 7/8 * 23 5/8 * 3/8	13	8,29	36,27	64	530,45	2348,33	39 3/8 * 39 3/8 * 37	10708,61
35 7/16 * 35 7/16 * 3/8	2	17,44	83,70	22	383,63	1896,30	41 5/16 * 37 3/8 * 29 1/2	9590,72