



Mitte

Porcelain tiles

MITTE | Mitte-W_90*90/R

MITTE | Alex-W Mitte-W_25*75 L.Iron Snuff

Mitte

Porcelain tiles




MITTE W



MITTE G


MITTE



10 patterns

90 * 90 * 1 cm | 36 * 36"

| RECTIFIED | NATURAL PRICE CODE BN48 |
|-----------|-------------------------------|
| W | 25626 |
| G | 25626 |



15 patterns

60 * 60 * 1 cm | 24 * 24"

| RECTIFIED | NATURAL PRICE CODE BN33 |
|-----------|-------------------------------|
| W | 25623 |
| G | 25624 |




20 patterns

45 * 90 * 1 cm | 18 * 36"

| RECTIFIED | NATURAL PRICE CODE BN70 |
|-----------|-------------------------------|
| W | 25627 |
| G | 25628 |

D. MITTE



30 * 30 cm | 12 * 12"

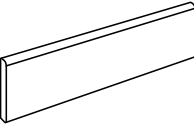
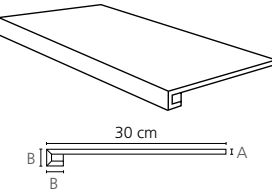
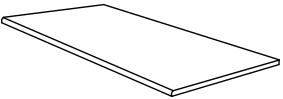




| RECTIFIED | NATURAL PRICE CODE P53 |
|-----------|------------------------------|
| W | 20351 |
| G | 20352 |










26200 ALUMINIO/90/MAT _ 90 * 0,5 cm | 35 * 0,2" _ P39



26201 L. GOLDEN/MAT/90 _ 90 * 0,5 cm | 35 * 0,2" _ P39

| PIEZA COMPLEMENTARIA COMPLEMENTARY PIECE | | | |
|--|--|---|--|
| Rodapie - Skirting  R. | Peldaño técnico - Technical stair - thread  P. | Peldaño romo - Rounded stair - thread  R.P | *S.K.I. *S.K.D. *Z.R.I. *Z.R.D.     |
| 8 * 90 cm 3 * 36" P44 8 * 60 cm 3 * 24" P34 | 30 * 90 cm 12 * 36" P76 30 * 60 cm 12 * 24" P54 <i>A= 1 cm B= 3 cm</i> | 30 * 90 cm 12 * 36" P61 30 * 60 cm 12 * 24" P64 | 8 * 30 cm 3 * 12" P55 |

| CARACTERÍSTICAS TÉCNICAS TECHNICAL CHARACTERISTICS | | | |
|--|--|---|---|
| joint  | frost proof  | versatile  | matt  |
| diferent shades  | shade variation  | various graphics  | |

| CARACTERÍSTICAS TÉCNICAS ANTIDESLIZAMIENTO ANTI-SLIP CHARACTERISTICS | | |
|--|--|--------------------|
| Ensayo Essay | Características Features | Resultado Result |
| DIN 51130 | Ángulo crítico (Pies calzados) Critical angle (footwear) | R9 |
| UNE-ENV 12633 | Antideslizamiento (Test del péndulo) Slip resistance (Pendulum test) | Class 1 |
| ISO 10545-7 | Resistencia a la Abrasión Superficial Resistance to Surface Abrasion | PEI 4 |

| EMBALAJE PACKING | | | | | | | | |
|--|---------------|----------|-------|--------|----------|---------|---------------------------|---------------------|
| (Los pesos aquí reflejados pueden sufrir ligeras variaciones en función del lote de producción. Weights shown here may slightly vary depending on the production lot.) | | | | | | | | |
| Formato Sizes | Cajas Boxes | | | Pallet | | | | Cont./20' 21500 kg. |
| cm | Piezas | m²/ sq.m | kg | Cajas | m²/ sq.m | kg | Tamaño cm aprox. | m²/ sq.m |
| 45 * 90 * 1 | 2 | 0,81 | 19,08 | 36 | 29,16 | 699 | 100 * 100 * 59 | 896,91 |
| 60 * 60 * 1 | 3 | 1,08 | 24,30 | 36 | 38,88 | 899 | 120 * 80 * 75 | 929,83 |
| 90 * 90 * 1 | 2 | 1,62 | 37,96 | 22 | 35,64 | 860 | 105 * 95 * 75 | 891 |
| inch | Units | ft² | lb | Boxes | ft² | lb | Sizes inch approx. | ft² |
| 17 11/16 * 35 7/16 * 3/8 | 2 | 8,72 | 42,07 | 36 | 313,88 | 1541,30 | 39 3/8 * 39 3/8 * 23 1/4 | 9654,34 |
| 23 5/8 * 23 5/8 * 3/8 | 3 | 11,63 | 53,59 | 36 | 418,50 | 1982,30 | 41 5/16 * 31 1/2 * 29 1/2 | 10008,72 |
| 35 7/16 * 35 7/16 * 3/8 | 2 | 17,44 | 83,70 | 22 | 383,63 | 1896,30 | 41 5/16 * 37 3/8 * 29 1/2 | 9590,72 |