



Nature

Porcelain tiles

Nature White_60*120 SF Nature White_60*60 BHA D. Nature Mosaic
P.V Nature White ANG.P.V. Nature White E.P.V Nature White REJ. Nature White
ANG.REJ. Nature White T.REJ. Nature White



Nature

Porcelain tiles

Nature Anthracite_90*90 BHA Nature Anthracite_90*90 SF



Nature


Porcelain tiles

Nature Beige_75,5*151 SF




Nature

Porcelain tiles



Nature Silver Decor_40*120



Nature Grey_60*60 BHA Nature Silver_40*120

Nature

Porcelain

NATURE White



NATURE Grey




NATURE Beige



NATURE Anthracite




D. NATURE MOSAIC



30 * 30 cm | 12 * 12"


NO RECTIFIED	SOFT PRICE CODE P37
WHITE	26086
GREY	26084
BEIGE	26083
ANTHRACITE	26082

D. NATURE SPAC



30 * 30 cm | 12 * 12"

NO RECTIFIED	SOFT PRICE CODE P58
WHITE	26101
GREY	26099
BEIGE	26098
ANTHRACITE	26097



16 patterns

90 * 90 * 1 cm | 36 * 36"


RECTIFIED	SOFT PRICE CODE BN48	ANTISLIP BUSH HAMMERED PRICE CODE BN90
WHITE	25742	25755
GREY	25747	25756
BEIGE	25748	25757
ANTHRACITE	25749	25758



48 patterns

29 * 90 * 1 cm | 12 * 36"

RECTIFIED	SOFT PRICE CODE BN114
WHITE	26212
GREY	26211
BEIGE	26210
ANTHRACITE	26204



12 patterns

75,5 * 151 * 1,1 cm | 30 * 59"

RECTIFIED	SOFT PRICE CODE BN118
WHITE	25841
GREY	25842
BEIGE	25843
ANTHRACITE	25844



24 patterns

60 * 60 * 1 cm | 24 * 24"


RECTIFIED	SOFT PRICE CODE BN33	ANTISLIP BUSH HAMMERED PRICE CODE BN88
WHITE	25764	25801
GREY	25765	25802
BEIGE	25766	25803
ANTHRACITE	25767	25804



48 patterns

30 * 60 * 1 cm | 12 * 24"

WHITE	SOFT PRICE CODE BN39
WHITE	25833
GREY	25834
BEIGE	25835
ANTHRACITE	25836



35 patterns

45,6 * 45,6 * 0,8 | 18 * 18"


NO RECTIFIED	SOFT PRICE CODE BN59
WHITE	25845
GREY	25846
BEIGE	25847
ANTHRACITE	25848



144 patterns

9,9 * 60 * 1 cm | 4 * 24"

RECTIFIED	SOFT PRICE CODE BN97
WHITE	26302
GREY	26304
BEIGE	26303
ANTHRACITE	26301



12 patterns

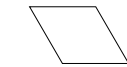
60 * 120 * 1 cm | 24 * 48"

RECTIFIED	SOFT PRICE CODE BN72	ANTISLIP BUSH HAMMERED PRICE CODE BN116
WHITE	25818	25829
GREY	25819	25830
BEIGE	25820	25831
ANTHRACITE	25821	25832

Nature

Porcelain

RHOM. NATURE




14,8 * 17 cm | 6 * 7"

NO RECTIFIED	SOFT PRICE CODE P17
WHITE	26189
GREY	26188
BEIGE	26187
ANTHRACITE	26186

Ejemplos de posibles combinaciones. Se pueden realizar en todos los colores.
Examples of possible combinations. Available in all colours.



Pieces 1 m² = 42

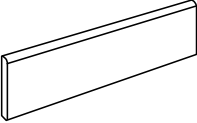
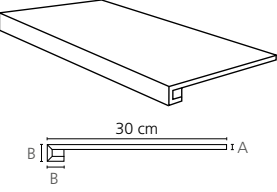
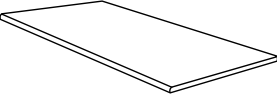
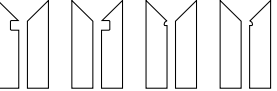


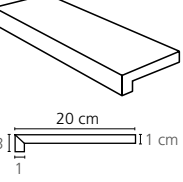
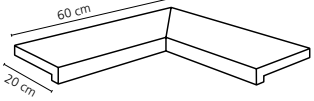
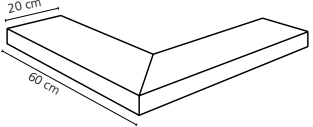
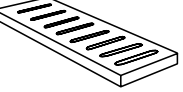
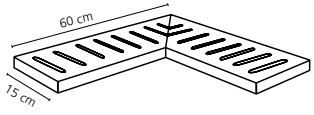
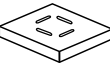
Pieces 1 m² = 42










Pieces 1 m² = 42

EMBALAJE PACKING								(Los pesos aquí reflejados pueden sufrir ligeras variaciones en función del lote de producción. Weights shown here may slightly vary depending on the production lot.)	
Formato Sizes	Cajas Boxes			Pallet				Cont./20' 21500 kg.	Cont./20' 24000 kg.
cm	Piezas	m² sq. m	kg	Cajas	m² sq. m	kg	Tamaño cm aprox.	m² sq. m	m² sq. m
29 * 90 * 1	3	0,78	20,00	54	42,12	1105	105 * 95 * 75	819,53	914,82
30 * 60 * 1	6	1,08	24,30	48	51,84	1190	120 * 80 * 75	936,61	1045,51
45,6 * 45,6 * 0,8	5	1,04	18,80	66	68,64	1265	120 * 80 * 105	1166,61	1302,26
60 * 120 * 1	2	1,44	33,18	27	38,88	920	120 * 80 * 75	908,61	1014,26
60 * 60 * 1	3	1,08	24,30	36	38,88	899	120 * 80 * 75	929,83	1037,95
9,9 * 60 * 1	13	0,77	16,45	64	49,28	1065	100 * 100 * 94	994,85	1110,54
90 * 90 * 1	2	1,62	37,96	22	35,64	860	105 * 95 * 75	891	994,60
inch	Units	ft²	lb	Boxes	ft²	lb	Sizes inch approx.	ft²	ft²
11 7/16 * 35 7/16 * 3/8	3	8,40	44,09	54	453,38	2436,53	41 5/16 * 37 3/8 * 29 1/2	8821,41	9847,16
11 13/16 * 23 5/8 * 3/8	6	11,63	53,57	48	558,01	2623,95	41 5/16 * 31 1/2 * 29 1/2	10081,62	11253,90
17 15/16 * 17 15/16 * 5/16	5	11,19	41,45	66	738,84	2789,33	41 5/16 * 31 1/2 * 41 5/16	12557,38	14017,54
23 5/8 * 47 1/4 * 3/8	2	15,50	73,16	27	418,50	2028,60	41 5/16 * 31 1/2 * 29 1/2	9780,26	10917,50
23 5/8 * 23 5/8 * 3/8	3	11,63	53,59	36	418,50	1982,30	41 5/16 * 31 1/2 * 29 1/2	10008,72	11172,53
3 7/8 * 23 5/8 * 3/8	13	8,29	36,27	64	530,45	2348,33	39 3/8 * 39 3/8 * 37	10708,61	11953,80
35 7/16 * 35 7/16 * 3/8	2	17,44	83,70	22	383,63	1896,30	41 5/16 * 37 3/8 * 29 1/2	9590,72	10705,92
Formato Sizes	Cajas Boxes			Pallet				Cont./20' (17 pallets)	
cm	Piezas	m² sq. m	kg	Cajas	m² sq. m	kg	Tamaño cm aprox.	m²/ sq.m	kg
75,5 * 151 * 1,1	1	1,14	28,88	40	45,60	1200	160 * 92 * 76	775,20	20400,00
inch	Units	ft²	lb	Boxes	ft²	lb	Sizes inch approx.	ft²	lb
29 3/4 * 59 7/16 * 7/16	1	12,27	63,67	40	490,84	2646	47 1/4 * 31 1/2 * 29 15/16	8344,18	44982,00

PIEZA COMPLEMENTARIA COMPLEMENTARY PIECE			
Rodapie - Skirting  R.	Peldaño técnico - Technical stair - thread  P.	Peldaño romo - Rounded stair - thread  R.P.	*S.K.I. *S.K.D. *Z.R.I. *Z.R.D. 
8 * 90/SF cm 3 * 36" P44 8 * 60 cm 3 * 24" P13 8 * 75,5 cm 3 * 30" P43 8 * 45,6 cm 3 * 18" P9	30 * 90 cm 12 * 36" P76 30 * 60 cm 12 * 24" P54 30 * 120 cm 12 * 48" P75 A= 1 cm B= 3 cm 30 * 75,5 cm 12 * 30" P70 30 * 151 cm 12 * 59" P80 A= 1,1 cm B= 3,3 cm	30 * 90 cm 12 * 36" P61 30 * 60 cm 12 * 24" P64 30 * 75,5 cm 12 * 30" P78 30 * 120 cm 12 * 48" P77 30 * 151 cm 12 * 59" P54	8 * 30/SF cm 3 * 12" P55 8 * 30 cm 3 * 12" P48

PIEZA ESPECIAL PISCINA SPECIAL PIECE POOL			*Pedido mínimo 10 unidades Minimum order 10 items
Peldaño Vierteagua Pool Coping  P.V.	Peldaño vierteagua angulo Pool Coping internal corner  ANG.P.V.	Peldaño vierteagua esquina Pool Coping external corner  E.P.V.	
20 * 60 cm 8 * 24" P61	60 * 60 cm 24 * 24" P70 (PACK 2 units)	60 * 60 cm 24 * 24" P70 (PACK 2 units)	
Rejilla Drainage grate  REJ.	Angulo rejilla Angle corner drainage grate  ANG.REJ.	Taco rejilla Square corner drainage grate  T.REJ.	
15 * 60 * 2,2 cm 6 * 24 * 7/8" P54	60 * 60 * 2,2 cm 24 * 24" P75 (PACK 2 units)	15 * 15 * 2,2 cm 6 * 6" P85	

CARACTERÍSTICAS TÉCNICAS TECHNICAL CHARACTERISTICS						
joint * 	frost proof 	versatile 	full body 	diferent shades 	shade variation 	various graphics 

* Except in 45*45. Joint to 1,5mm. Excepto en 45*45, junta a 1,5 mm.

CARACTERÍSTICAS TÉCNICAS ANTIDESLIZAMIENTO ANTI-SLIP CHARACTERISTICS			
Ensayo Essay	Características Features	Resultado Result	
		SOFT	ANTISLIP BUSH HAMMERED
DIN 51130	Ángulo crítico (Pies calzados) Critical angle (footwear)	R10	R11
DIN 51097	Ángulo crítico (Pies descalzos) Critical angle (Wet loaded barefoot)	A+B	A+B+C
BS 7976-2	Antideslizamiento (Test del péndulo) Slip resistance (Pendulum test-PTV)	+36 Wet	+36 Wet
UNE-ENV 12633	Antideslizamiento (Test del péndulo) Slip resistance (Pendulum test)	Class 2	Class 3
ANSI A.1371	Coefficiente de Fricción Dinámico Dynamic Coefficient of Friction (DCOF)	> 0,42 Wet	> 0,42 Wet
ISO 10545-6	Resistencia a la abrasion profunda Resistance to Deep Abrasion	< 175 mm³	< 175 mm³