



158

159

Planet

Porcelain tiles

Planet Anthracite_75,5*151 SF



Planet

Porcelain tiles

Planet Silver_60*60 P.V. Planet Silver ANG. PV Planet Silver
E.P.V. Planet Silver REJ. Planet Silver ANG.REF. Planet Silver T. REJ. Planet Silver
P. Planet Silver D. Planet Silver Mosaic_30*30/L



Planet

Porcelain tiles


TRI. Planet Anth SF

Planet White_60*120 SF

PLANET Anthracite




PLANET Grey




PLANET Silver



PLANET White



PLANET Bone




PLANET Mud



PLANET Anthracite | Decor




PLANET Grey | Decor



PLANET Silver | Decor



PLANET White | Decor



PLANET Bone | Decor




PLANET Mud | Decor



90 * 90 * 1 cm | 36 * 36"

RECTIFIED	SOFT PRICE CODE BN48	NATURAL PRICE CODE BN48	ANTISLIP PRICE CODE BN90	LAPATTO PRICE CODE BN42
ANTH	25019	25061	25056	27075
GREY	25021	25063	25058	27080
SILVER	25023	25065	25060	27076
BONE	25020	25062	25057	27077
MUD	25022	25064	25059	27079
WHITE	25774	25776	25779	27078




75,5 * 151 * 1,1 cm | 30 * 59"

RECTIFIED	SOFT PRICE CODE BN118	LAPATTO PRICE CODE BN120
ANTH	26064	27068
GREY	26067	27074
SILVER	26065	27070
BONE	26068	27073
MUD	26069	27071
WHITE	26066	27072




60 * 120 * 1 cm | 24 * 48"

RECTIFIED	SOFT PRICE CODE BN72	LAPATTO PRICE CODE BN117
ANTH	25177	27062
GREY	25805	27067
SILVER	25180	27063
BONE	25179	27066
MUD	25178	27065
WHITE	25181	27064



60 * 60 * 1 cm | 24 * 24"

RECTIFIED	SOFT PRICE CODE BN33	NATURAL PRICE CODE BN33	ANTISLIP PRICE CODE BN88	LAPATTO PRICE CODE BN38
ANTH	25071	25101	25076	27052
GREY	25073	25103	25078	27055
SILVER	25075	25105	25080	27053
BONE	25072	25102	25077	27050
MUD	25074	25104	25079	27054
WHITE	25190	25780	25781	27051




45 * 90 * 1 cm | 18 * 36"

RECTIFIED	SOFT PRICE CODE BN70
ANTH	25081
GREY	25083
SILVER	25085
BONE	25082
MUD	25084
WHITE	25783



29 * 90 * 1 cm | 12 * 36"

RECTIFIED	SOFT PRICE CODE BN114	LAPATTO PRICE CODE BN115
ANTH	25009	27081
GREY	25011	27085
SILVER	25013	27082
BONE	25010	27086
MUD	25012	27083
WHITE	25812	27084



30 * 60 * 1 cm | 12 * 24"


RECTIFIED	SOFT PRICE CODE BN39	LAPATTO PRICE CODE BN74
ANTH	25096	27056
GREY	25098	27061
SILVER	25100	27058
BONE	25097	27060
MUD	25099	27059
WHITE	25187	27057



9,9 * 60 * 1 cm | 4 * 24"

RECTIFIED	SOFT PRICE CODE BN97	LAPATTO PRICE CODE BN98
ANTH	25111	27087
GREY	25113	27091
SILVER	25115	27088
BONE	25112	27089
MUD	25114	27090
WHITE	25789	27092

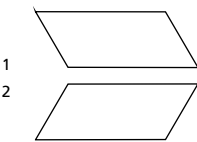
PLANET DECOR



45 * 90 * 1 cm | 18 * 36"

RECTIFIED	SOFT PRICE CODE BN43
ANTH	25086
GREY	25088
SILVER	25090
BONE	25087
MUD	25089
WHITE	25810

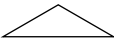
ARR. PLANET



34,4 * 14,6 cm | 14 * 6"

NO RECTIFIED	SOFT PRICE CODE P35		LAPATTO PRICE CODE P36	
	1	2	1	2
ANTH	22490	22495	27163	27169
GREY	22492	22497	27164	27170
SILVER	22494	22499	27165	27171
BONE	22491	22496	27166	27172
MUD	22493	22498	27167	27173
WHITE	25794	25796	27168	27174


TRI. PLANET



8,6 * 29,6 cm | 3 * 12"

NO RECTIFIED	SOFT PRICE CODE P15	LAPATTO PRICE CODE P17
ANTH	22485	27175
GREY	22487	27176
SILVER	22489	27177
BONE	22486	27178
MUD	22488	27179
WHITE	25798	27180

D. PLANET MOSAIC



30 * 30 cm | 12 * 12"

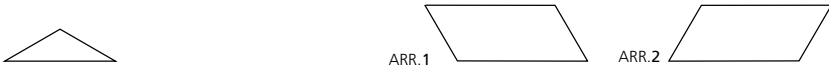
NO RECTIFIED	SOFT PRICE CODE P37	LAPATTO PRICE CODE P38
ANTH	22502	27181
GREY	22503	27182
SILVER	22504	27183
BONE	22505	27184
MUD	22506	27185
WHITE	25800	27186

Planet


Porcelain tiles

TRI. PLANET

ARR. PLANET



Ejemplos de posibles combinaciones. Se pueden realizar en todos los colores.
Examples of possible combinations. Available in all colours.



26200 ALUMINIO/90/MAT _ 90 * 0,5 cm | 35 * 0,2" _ P39



26201 L. GOLDEN/MAT/90 _ 90 * 0,5 cm | 35 * 0,2" _ P39

PIEZA COMPLEMENTARIA COMPLEMENTARY PIECE			
Rodapie - Skirting	Peldaño técnico - Technical stair - thread	Peldaño romo - Rounded stair - thread	*S.K.I. *S.K.D. *Z.R.I. *Z.R.D.
8 * 90/SF cm 3 * 36" P44 8 * 90/L cm 3 * 36" P44 8 * 75,5 cm 3 * 30" P43 8 * 60 cm 3 * 24" P13 8 * 60/L cm 3 * 24" P34 8 * 45,6 cm 3 * 18" P9	30 * 90 cm 12 * 36" P76 30 * 60 cm 12 * 24" P54 30 * 120 cm 12 * 48" P75 <i>A= 1 cm B= 3 cm</i> 30 * 75,5 cm 12 * 30" P70 30 * 151 cm 12 * 59" P80 <i>A= 1,1 cm B= 3,3 cm</i>	30 * 90 cm 12 * 36" P61 30 * 60 cm 12 * 24" P64 30 * 75,5 cm 12 * 30" P39 30 * 120 cm 12 * 48" P77 30 * 151 cm 12 * 59" P54	8 * 30/SF cm 3 * 12" P55 8 * 30/L cm 3 * 12" P55 8 * 30 cm 3 * 12" P48

PIEZA ESPECIAL PISCINA SPECIAL PEECE POOL		
Peldaño Vierteagua Pool Coping	Peldaño vierteagua angulo Pool Coping internal corner	Peldaño vierteagua esquina Pool Coping external corner
20 * 60 cm 8 * 24" P61	20 * 60 cm 8 * 24" P70 (PACK 2 units)	20 * 60 cm 8 * 24" P70 (PACK 2 units)
Rejilla Drainage grate	Angulo rejilla Angle corner drainage grate	Taco rejilla Square corner drainage grate
15 * 60 * 2,2 cm 6 * 24" P54	15 * 60 * 2,2 cm 6 * 24" P75 (PACK 2 units)	15 * 15 * 2,2 cm 6 * 6" P85

CARACTERÍSTICAS TÉCNICAS TECHNICAL CHARACTERISTICS							
joint	frost proof	versatile	matt	full body	diferent shades	shade variation	various graphics

CARACTERÍSTICAS TÉCNICAS ANTIDESLIZAMIENTO ANTI-SLIP CHARACTERISTICS					
Ensayo Essay	Características Features	Resultado Result			
		SOFT	NATURAL	LAPATTO	ANTISLIP
DIN 51130	Ángulo crítico (Pies calzados) Critical angle (footwear)	R9	R10	R9	R12
DIN 51097	Ángulo crítico (Pies descalzos) Critical angle (Wet loaded barefoot)	A+B	A+B	-	A+B+C
BS 7976-2	Antideslizamiento (Test del péndulo) Slip resistance (Pendulum test-PTV)	+36 Wet	+36 Wet	-	+36 Wet
UNE-ENV 12633	Antideslizamiento (Test del péndulo) Slip resistance (Pendulum test)	Class 1	Class 2	Class 2	Class 3
ANSI A137.1	Coefficiente de Fricción Dinámico Dynamic Coefficient of Friction (DCOF)	> 0,42 Wet	> 0,42 Wet	> 0,42 Wet	> 0,42 Wet
ISO 10545-6	Resistencia a la abrasion profunda Resistance to Deep Abrasion	< 175 mm³	< 175 mm³	< 175 mm³	< 175 mm³
	Producto certificado por CSTB CSTB Certified product	✓	✓	✓	✓

EMBALAJE PACKING								
(Los pesos aquí reflejados pueden sufrir ligeras variaciones en función del lote de producción. Weights shown here may slightly vary depending on the production lot.)								
Formato Sizes	Cajas Boxes			Pallet			Cont./20' 21500 kg.	Cont./20' 24000 kg.
cm	Piezas	m² sq. m	kg	Cajas	m² sq. m	kg	Tamaño cm aprox.	m² sq. m
29 * 90 * 1	3	0,78	20,00	54	42,12	1105	105 * 95 * 75	819,53
30 * 60 * 1	6	1,08	24,30	48	51,84	1190	120 * 80 * 75	936,61
45,6 * 45,6 * 0,8	5	1,04	18,80	66	68,64	1265	120 * 80 * 105	1166,61
45 * 90 * 1	2	0,81	19,08	36	29,16	699	100 * 100 * 59	896,91
60 * 120 * 1	2	1,44	33,18	27	38,88	920	120 * 80 * 75	908,61
60 * 60 * 1	3	1,08	24,30	36	38,88	899	120 * 80 * 75	929,83
9,9 * 60 * 1	13	0,77	16,45	64	49,28	1065	100 * 100 * 94	994,85
90 * 90 * 1	2	1,62	40	22	35,64	905	105 * 95 * 75	846,70
inch	Units	ft²	lb	Boxes	ft²	lb	Sizes inch approx.	ft²
11 7/16 * 35 7/16 * 3/8	3	8,40	44,09	54	453,38	2436,53	41 5/16 * 37 3/8 * 29 1/2	8821,41
11 13/16 * 23 5/8 * 3/8	6	11,63	53,57	48	558,01	2623,95	41 5/16 * 31 1/2 * 29 1/2	10081,62
17 15/16 * 17 15/16 * 5/16	5	11,19	41,45	66	738,84	2789,33	39 3/8 * 39 3/8 * 23 1/4	12557,38
17 11/16 * 35 7/16 * 3/8	2	8,72	42,07	36	313,88	1541,30	41 5/16 * 31 1/2 * 41 5/16	9654,34
23 5/8 * 47 1/4 * 3/8	2	15,50	73,16	27	418,50	2028,60	41 5/16 * 31 1/2 * 29 1/2	9780,26
23 5/8 * 23 5/8 * 3/8	3	11,63	53,59	36	418,50	1982,30	41 5/16 * 31 1/2 * 29 1/2	10008,72
3 7/8 * 23 5/8 * 3/8	13	8,29	36,27	64	530,45	2348,33	39 3/8 * 39 3/8 * 37	10708,61
35 7/16 * 35 7/16 * 3/8	2	17,44	88,20	22	383,63	1995,53	41 5/16 * 37 3/8 * 29 1/2	9113,84
Formato Sizes	Cajas Boxes			Pallet			Cont./20' (17 pallets)	
cm	Piezas	m² sq. m	kg	Cajas	m² sq. m	kg	Tamaño cm aprox.	m²/ sq.m
75,5 * 151 * 1,1	1	1,14	28,88	40	45,60	1200	160 * 92 * 76	775,20
inch	Units	ft²	lb	Boxes	ft²	lb	Sizes inch approx.	ft²
29 3/4 * 59 7/16 * 7/16	1	12,27	63,67	40	490,84	2646	47 1/4 * 31 1/2 * 29 15/16	8344,18