



# Satya

Porcelain tiles



Satya-H\_60\*120/R Satya-B\_60\*60/R





**Satya**  
Porcelain tiles

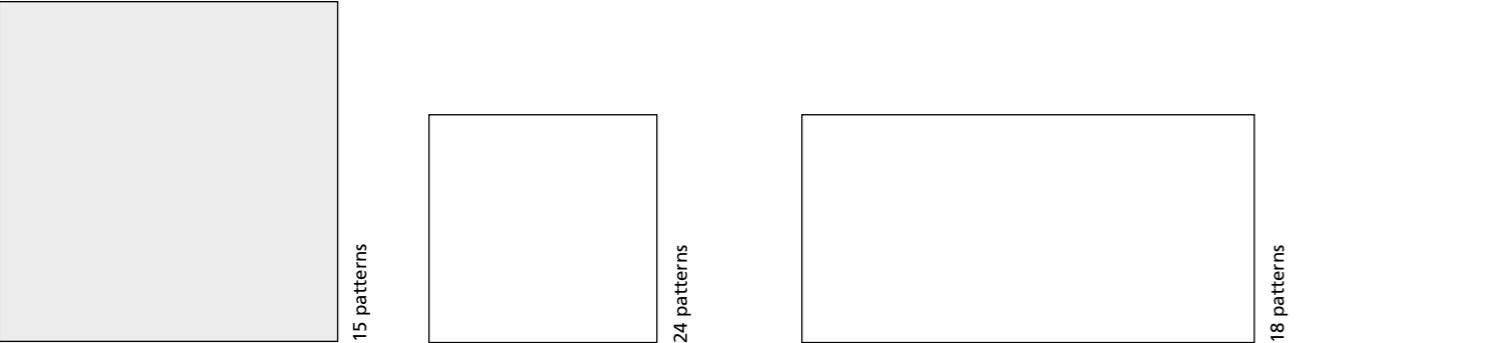
Satya-G\_60\*60/R Satya-G\_60\*120/R R. Satya-G\_60/R R.P. Satya-G\_60/R  
P.V. Satya-G ANG. P.V. Satya-G E.P.V. Satya-G REJ. Satya-G ANG. REJ. Satya-G

Satya

Porcelain tiles



SATYA



90 \* 90 \* 1 cm | 36 \* 36"

| RECTIFIED | NATURAL<br>PRICE CODE<br>BN48 | ANTISLIP<br>PRICE CODE<br>BN90 |
|-----------|-------------------------------|--------------------------------|
| B         | 25442                         | 25445                          |
| H         | 25444                         | 25447                          |
| G         | 25443                         | 25446                          |

60 \* 60 \* 1 cm | 24 \* 24"

| RECTIFIED | NATURAL<br>PRICE CODE<br>BN33 | ANTISLIP<br>PRICE CODE<br>BN88 |
|-----------|-------------------------------|--------------------------------|
| B         | 25436                         | 25439                          |
| H         | 25438                         | 25441                          |
| G         | 25437                         | 25440                          |

60 \* 120 \* 1 cm | 24 \* 48"

| RECTIFIED | NATURAL<br>PRICE CODE<br>BN72 |
|-----------|-------------------------------|
| B         | 25432                         |
| H         | 25434                         |
| G         | 25433                         |

D. SATYER

30 \* 30 cm  
12 \* 12"

| NO<br>RECTIFIED | NATURAL<br>PRICE CODE<br>P45 |
|-----------------|------------------------------|
| B               | 21424                        |
| H               | 21415                        |
| G               | 21416                        |

D. VERITAS

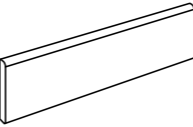
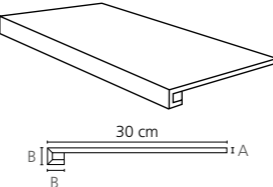
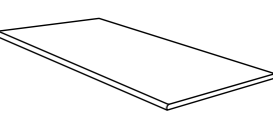
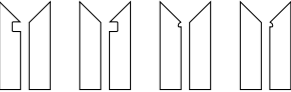
30 \* 30 cm  
12 \* 12"

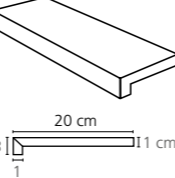
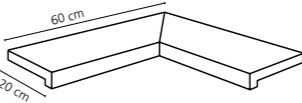
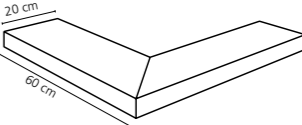
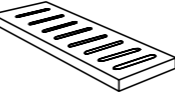
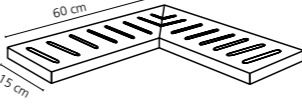

| NO<br>RECTIFIED | NATURAL<br>PRICE CODE<br>P58 |
|-----------------|------------------------------|
| B               | 21456                        |
| H               | 21336                        |
| G               | 21337                        |

D. SATY








29 \* 29 cm  
12 \* 12"


| NO<br>RECTIFIED | NATURAL<br>PRICE CODE<br>P55 |
|-----------------|------------------------------|
| B               | 21673                        |
| H               | 21675                        |
| G               | 21674                        |

| PIEZA COMPLEMENTARIA   COMPLEMENTARY PIECE  |   |   |  |
|---|---|---|--|
| Rodapie - Skirting<br> <b>R.</b> | Peldaño técnico - Technical stair - thread<br> <b>P.</b> | Peldaño romo - Rounded stair - thread<br> <b>R.P</b> | *S.K.I.   *S.K.D.   *Z.R.I.   *Z.R.D.<br> |
| 8 * 90 cm   3 * 36" P44<br>8 * 60 cm   3 * 24" P34  | 30 * 90 cm   12 * 36" P76<br>30 * 60 cm   12 * 24" P54<br>30 * 120 cm   12 * 48" P75<br><i>A= 1 cm B= 3 cm</i>                              | 30 * 90 cm   12 * 36" P61<br>30 * 60 cm   12 * 24" P64<br>30 * 120 cm   12 * 48" P77  | 8 * 30 cm   3 * 12" P55  |

| PIEZA ESPECIAL PISCINA   SPECIAL PIECE POOL   |  |   |
|---|--|---|
| Peldaño Vierteagua   Pool Coping<br> <b>P.V.</b> | Peldaño vierteagua angulo   Pool Coping internal corner<br> <b>ANG.P.V.</b> | Peldaño vierteagua esquina   Pool Coping external corner<br> <b>E.P.V.</b> |
| 20 * 60 cm   8 * 24" P61  | 20 * 60 cm   8 * 24" P70 (PACK 2 units)  | 20 * 60 cm   8 * 24" P70 (PACK 2 units)   |
| Rejilla   Drainage grate<br> <b>REJ.</b>       | Angulo rejilla   Angle corner drainage grate<br> <b>ANG.REJ.</b>          | Taco rejilla   Square corner drainage grate<br> <b>T.REJ.</b>            |
| 15 * 60 * 2,2 cm   6 * 24" P54  | 15 * 60 * 2,2 cm   6 * 24" P75 (PACK 2 units)  | 15 * 15 * 2,2 cm   6 * 6" P85   |

| EMBALAJE   PACKING      |        |               |       |       |          |         | (Los pesos aquí reflejados pueden sufrir ligeras variaciones en función del lote de producción.<br>Weights shown here may slightly vary depending on the production lot.) |                     |                     |
|-------------------------|--------|---------------|-------|-------|----------|---------|---|---------------------|---------------------|
| Formato   Sizes         |        | Cajas   Boxes |       |       | Pallet   |         |   | Cont./20' 21500 kg. | Cont./20' 24000 kg. |
| cm                      | Piezas | m²/ sq.m      | kg    | Cajas | m²/ sq.m | kg      | Tamaño cm aprox.  | m²/ sq.m            | m²/ sq.m            |
| 60 * 120 * 1            | 2      | 1,44          | 33,18 | 27    | 38,88    | 920     | 120 * 80 * 75   | 908,61              | 1014,26             |
| 60 * 60 * 1             | 3      | 1,08          | 24,30 | 36    | 38,88    | 899     | 120 * 80 * 75   | 929,83              | 1037,95             |
| 90 * 90 * 1             | 2      | 1,62          | 37,96 | 22    | 35,64    | 860     | 105 * 95 * 75   | 891                 | 994,60              |
| inch                    | Units  | ft²           | lb    | Boxes | ft²      | lb      | Sizes inch approx.  | ft²                 | ft²                 |
| 23 5/8 * 47 1/4 * 3/8   | 2      | 15,50         | 73,16 | 27    | 418,50   | 2028,60 | 41 5/16 * 31 1/2 * 29 1/2   | 9780,26             | 10917,50            |
| 23 5/8 * 23 5/8 * 3/8   | 3      | 11,63         | 53,59 | 36    | 418,50   | 1982,30 | 41 5/16 * 31 1/2 * 29 1/2   | 10008,72            | 11172,53            |
| 35 7/16 * 35 7/16 * 3/8 | 2      | 17,44         | 83,70 | 22    | 383,63   | 1896,30 | 41 5/16 * 37 3/8 * 29 1/2   | 9590,72             | 10705,92            |

| CARACTERÍSTICAS TÉCNICAS   TECHNICAL CHARACTERISTICS  |   |  |  |
|---|---|--|--|
|  joint                 |  frost proof         |  versatile          |  matt |
| shade variation<br> V2 | various graphics<br> | diferent shades<br> |  |

| CARACTERÍSTICAS TÉCNICAS ANTIDESLIZAMIENTO   ANTI-SLIP CHARACTERISTICS                     |  |                    |          |
|--|--|--------------------|----------|
| Ensayo   Essay   | Características   Features   | Resultado   Result |          |
|  |  | NATURAL            | ANTISLIP |
| DIN 51130  | Ángulo crítico (Pies calzados)   Critical angle (footwear)                 | R9                 | R11      |
| DIN 51097  | Ángulo crítico (Pies descalzos)   Critical angle (Wet loaded barefoot)     | A+B                | A+B+C    |
| BS 7976-2  | Antideslizamiento (Test del péndulo)   Slip resistance (Pendulum test-PTV) | +36 Wet            | +36 Wet  |
| UNE-ENV 12633  | Antideslizamiento (Test del péndulo)   Slip resistance (Pendulum test)     | Class 1            | Class 3  |
| ANSI A137.1  | Coefficiente de Fricción Dinámico   Dynamic Coefficient of Friction (DCOF) | -                  | > 0,42   |
| ISO 10545-7  | Resistencia a la Abrasión Superficial   Resistance to Surface Abrasion     | PEI 4              |          |
|  IUPC | Producto certificado por CSTB   CSTB Certified product                     | ✓                  | ✓        |



26200 ALUMINIO/90/MAT \_ 90 \* 0,5 cm | 35 \* 0,2" \_ P39



26201 L. GOLDEN/MAT/90 \_ 90 \* 0,5 cm | 35 \* 0,2" \_ P39