



Timber

Porcelain tiles

Timber_15/R Povera_15/R

TIMBER



POVERA



TIMBER



57 patterns

15 * 90 * 1,05 cm | 6 * 36"

RECTIFIED	NATURAL PRICE CODE BN1	ANTISLIP PRICE CODE BN75
TIMBER	11487	12655

POVERA

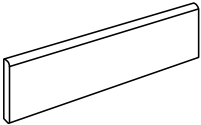
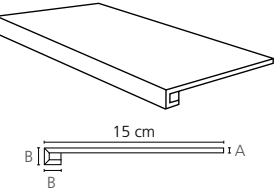
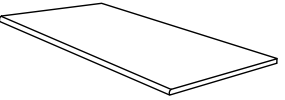
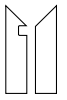
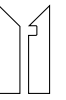
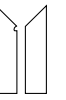
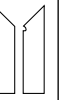










24 patterns

15 * 90 * 1,05 cm | 6 * 36"

RECTIFIED	NATURAL PRICE CODE BN75
POVERA	11490

PIEZA COMPLEMENTARIA | COMPLEMENTARY PIECE

Rodapie - Skirting	Peldaño técnico - Technical stair - thread	Peldaño romo - Rounded stair - thread	*S.K.I.	*S.K.D.	*Z.R.I.	*Z.R.D.
 R.	 P.	 R.P				
7,5 * 45 cm 3 * 18" P29	15 * 90 cm 6 * 36" P70 <i>A= 1,05 cm B= 3,15 cm</i>	5 * 90 cm 6 * 36" P68	7,5 * 30 cm 3 * 12" P51			

CARACTERÍSTICAS TÉCNICAS TECHNICAL CHARACTERISTICS			
joint 	frost proof 	versatile 	matt 
diferent shades 	shade variation 	various graphics 	various moulds 

CARACTERÍSTICAS TÉCNICAS ANTIDESLIZAMIENTO ANTI-SLIP CHARACTERISTICS			
Ensayo Essay	Características Features	Resultado Result	
		NAT	ANTISLIP
DIN 51130	Ángulo crítico (Pies calzados) Critical angle (footwear)	R9	R12
DIN 51097	Ángulo crítico (Pies descalzos) Critical angle (Wet loaded barefoot)	-	A+B+C
BS 7976-2	Antideslizamiento (Test del péndulo) Slip resistance (Pendulum test-PTV)	+36 Wet	+36 Wet
UNE-ENV 12633	Antideslizamiento (Test del péndulo) Slip resistance (Pendulum test)	Class 1	Class 3
ANSI A137.1	Coefficiente de Fricción Dinámico Dynamic Coefficient of Friction (DCOF)	-	>0,42
ISO 10545-7	Resistencia a la Abrasión Superficial Resistance to Surface Abrasion	PEI 4	

EMBALAJE PACKING								
(Los pesos aquí reflejados pueden sufrir ligeras variaciones en función del lote de producción. Weights shown here may slightly vary depending on the production lot.)								
Formato Sizes	Cajas Boxes			Pallet				Cont./20' 21500 kg.
cm	Piezas	m²/ sq.m	kg	Cajas	m²/ sq.m	kg	Tamaño cm aprox.	m²/ sq.m
15 * 90 * 1,05	7	0,95	21,70	48	45,60	1066	100 * 100 * 75	919,70
inch	Units	ft²	lb	Boxes	ft²	lb	Sizes inch approx.	ft²
5 7/8 * 35 7/16 * 7/16	7	10,23	47,84	48	490,84	2350,53	39 3/8 * 39 3/8 * 29 1/2	9899,65